

Groomed jet mass at high precision

Adam Kardos^a, Andrew J. Larkoski^b, Zoltán Trócsányi^{c,d,*}

^a University of Debrecen, 4010 Debrecen, PO Box 105, Hungary

^b Physics Department, Reed College, Portland, OR 97202, USA

^c Institute for Theoretical Physics, ELTE Eötvös Loránd University, Pázmány Péter 1/A, H-1117 Budapest, Hungary

^d MTA-DE Particle Physics Research Group, University of Debrecen, 4010 Debrecen, PO Box 105, Hungary

ARTICLE INFO

Article history:

Received 29 April 2020

Received in revised form 17 July 2020

Accepted 14 August 2020

Available online 19 August 2020

Editor: B. Grinstein

Keywords:

Electron positron annihilation

Groomed jet mass

NNLO corrections

NNLL resummation

ABSTRACT

We present predictions of the distribution of groomed heavy jet mass in electron-positron collisions at the next-to-next-to-leading order accuracy matched with the resummation of large logarithms to next-to-next-to-next-to-leading logarithmic accuracy. Resummation at this accuracy is possible through extraction of necessary two-loop constants and three-loop anomalous dimensions from fixed-order codes.

© 2020 The Authors. Published by Elsevier B.V. This is an open access article under the CC BY license (<http://creativecommons.org/licenses/by/4.0/>). Funded by SCOAP³.

High-energy electron-positron collisions are considered as ideal tools for precision studies of particle interactions. The initial state of the hard scattering event is colorless and known precisely, which eliminates significant sources of uncertainties that are ubiquitous at hadron colliders such as the Large Hadron Collider (LHC). For instance, the study of hadronic final states at the Large Electron-Positron collider (LEP) was used extensively to study the dynamics of strong interactions [1–11] and especially to determine the strong coupling α_s . Yet, the current state of the art does not support these expectations. Hence, it is somewhat disappointing that presently the second largest spread and uncertainty of determination of α_s among seven sub-fields is found in the group of results based on jets and event shapes of hadronic final states in electron-positron annihilation [12]. This failure of fulfilling expectations calls for an investigation of the possible sources of uncertainties.

The comparison of event shape distributions obtained from data collected by the LEP experiments and from theoretical predictions obtained in QCD perturbation theory reveal the possible causes of such a failure [13,14]: (i) the QCD radiative corrections are large, (ii) the hadronization corrections are not well understood from first principles, (iii) the two-types of corrections are strongly anti-correlated for analytic models of hadronization. As a result

the systematic theoretical uncertainties are large. In order to decrease these corrections, one has to select the observables used for α_s -extraction carefully. For instance, jet rates are expected to be less sensitive to hadronization corrections than event shapes [15], which is supported by a recent Monte Carlo evaluation, resulting in a competitive value for α_s [16]. The latter study is based on the highest perturbative order available for two-jet rates: next-to-next-to-next-to-leading order (N^3LO) matched with the resummation of the first three largest logarithms at all orders (N^2LL) in perturbation theory.

For precision extraction of the strong coupling the logarithmic accuracy should extend to next-to-next-to-next-to-leading logarithmic order (N^3LL) that allows for simple additive matching to fixed-order at N^2LO . Such matched predictions are available for thrust [17] and C -parameter [18], and were used for the extraction of α_s from LEP data [19,20]. However, even so high perturbative accuracy does not guarantee small uncertainty for the determination of α_s due to lack of good control over the hadronization. One way out is to reduce the latter effect. The analysis techniques broadly referred to as jet grooming have been introduced to mitigate contamination radiation in jets from outside of the jet. Jet groomers identify such emissions in the jet and remove them from consideration. The modified mass-drop tagger (mMDT) [21,22] and soft drop [23] algorithms are the best understood groomers, due to their unique feature of elimination of non-global logarithms (NGLs) [24] that are the leading correlations between in-jet and out-of-jet scales. Soft drop was indeed found to reduce the hadronization corrections for event shapes in electron-positron annihilation [25].

* Corresponding author.

E-mail addresses: kardos.adam@science.unideb.hu (A. Kardos), larkoski@reed.edu (A.J. Larkoski), Zoltan.Trocsanyi@cern.ch (Z. Trócsányi).

URL: <http://pppheno.elte.hu> (Z. Trócsányi).

In this Letter, we present theoretical predictions for the mMDT groomed jet mass in e^+e^- collisions at N²LO matched with N³LL accuracy in perturbation theory. Resummation at this accuracy is made possible by the factorization theorem for jet grooming from Ref. [26] and recent extraction of necessary constants and anomalous dimensions at two- and three-loop order [27–30]. A demonstration of reduction of scale uncertainties and good convergence of the perturbation series will be presented here, but we leave a detailed study of scale variations and inclusion of non-perturbative corrections to groomed jets established in Ref. [31] for future work.

The modified mass-drop tagger groomer (mMDT) [21], or soft drop with angular exponent $\beta = 0$ [23], proceeds as follows:

1. Divide the final state of an $e^+e^- \rightarrow$ hadrons event into two hemispheres in any infrared and collinear safe way.
2. Define a clustering metric d_{ij} between particles i and j in the same hemisphere. The metric appropriate for e^+e^- collisions is

$$d_{ij} = 1 - \cos \theta_{ij}, \quad (1)$$

with θ_{ij} being the angle between the trajectory of the particles.

3. In each hemisphere, apply the Cambridge/Aachen jet algorithm [32,33] to produce an angular-ordered pairwise clustering history of particles.
4. Starting with one of the hemispheres (say left) and at widest angle, step through the Cambridge/Aachen particle branching tree. At each branching in the tree, test if

$$\frac{\min[E_i, E_j]}{E_i + E_j} > z_{\text{cut}} \quad (2)$$

is satisfied, where i and j are the daughter particles at that branching and z_{cut} is some fixed numerical value where $0 \leq z_{\text{cut}} < 0.5$. If the condition Eq.(2) is true, then stop and return all particles that remain in the left hemisphere. If it is false, remove the lower energy branch, and continue to the next branching at smaller angle. Repeat the procedure for the other hemisphere.

5. Once the groomer has terminated, any observable can be measured on the particles that remain in the two hemispheres.

In Ref. [26] a factorization theorem was derived for the cross section differential in the groomed hemisphere masses

$$\tau_i = \frac{m_i^2}{E_i^2}, \quad i = \text{L or R} \quad (3)$$

for mass m_i and energy E_i of hemisphere i . For $\tau_i \ll z_{\text{cut}} \ll 1$, the cross section factorizes at all orders in perturbation theory as follows:

$$\frac{1}{\sigma_0} \frac{d^2\sigma}{d\tau_L d\tau_R} = H(Q^2)S(z_{\text{cut}}) \times [J(\tau_L) \otimes S_C(\tau_L, z_{\text{cut}})][J(\tau_R) \otimes S_C(\tau_R, z_{\text{cut}})], \quad (4)$$

where σ_0 is the leading-order cross section for $e^+e^- \rightarrow q\bar{q}$, $H(Q^2)$ is the hard function for quark–antiquark production in e^+e^- collisions, $S(z_{\text{cut}})$ is the global soft function for mMDT grooming, $J(\tau_i)$ is the quark jet function for hemisphere mass τ_i , and $S_C(\tau_i, z_{\text{cut}})$ is the collinear-soft function for hemisphere mass τ_i with mMDT grooming. The symbol \otimes denotes convolution over the hemisphere mass τ_i . In the functions we suppressed the dependence on the renormalization scale μ . This factorization theorem is only valid in the limit in which $z_{\text{cut}} \ll 1$, and so corrections to it exist for any finite value of z_{cut} . Recently, it was demonstrated that these finite z_{cut} corrections to the factorization theorem are only at the level

Table 1

α_s -order of ingredients needed for resummation to the logarithmic accuracy given by logarithmic order NⁿLL. Γ_{cusp} is the cusp anomalous dimension, γ_F is the non-cusp anomalous dimension for function \tilde{F} , β is the QCD β -function, and c_F are the low-scale constants for function \tilde{F} . The final column shows the relative order to which the resummed cross section can be additively matched to fixed-order.

Order	Γ_{cusp}	γ_F	β	c_F	Matching
$n = 0$	α_s	-	α_s	-	-
$n > 0$	α_s^{n+1}	α_s^n	α_s^{n+1}	α_s^{n-1}	α_s^n

of a few percent in the $\tau_i \ll 1$ limit [34], so their fixed-order description is sufficient here.

Transforming into Laplace space, the cross section assumes a genuine factorized form,

$$\frac{\sigma(\nu_L, \nu_R)}{\sigma_0} = H(Q^2)S(z_{\text{cut}})\tilde{J}(\nu_L) \times \tilde{S}_c(\nu_L, z_{\text{cut}})\tilde{J}(\nu_R)\tilde{S}_c(\nu_R, z_{\text{cut}}), \quad (5)$$

where ν_L (ν_R) is the Laplace conjugate of τ_L (τ_R). In this product form, each function in the factorization theorem satisfies a simple renormalization group equation (RGE),

$$\mu \frac{\partial \tilde{F}}{\partial \mu} = \left(d_F \Gamma_{\text{cusp}} \log \frac{\mu^2}{\mu_F^2} + \gamma_F \right) \tilde{F}, \quad (6)$$

$$\tilde{F} = H, S, \tilde{J}, \tilde{S}_c$$

where d_F is a constant, μ_F is the canonical scale, and γ_F is the non-cusp anomalous dimension, all depending on the function \tilde{F} . Γ_{cusp} is the cusp anomalous dimension for back-to-back light-like Wilson lines in the fundamental representation of color SU(3). Large logarithms of hemisphere masses can be resummed to all orders in α_s using this renormalization group equation, whose exact solution is presented explicitly including $\mathcal{O}(\alpha_s^3)$ terms in Ref. [19]. The order to which logarithms can be resummed using the RGE (6) depends on the accuracy to which its components are calculated. For the canonical definition of logarithmic accuracy [35], Table 1 shows the order in α_s to which the components of the RGE are needed. The two-loop soft function constants were calculated by the SOFTSERVE collaboration [27–29]. In Ref. [30] we extracted the last missing pieces needed for N³LL resummation of the distribution of jet masses with mMDT, namely the two-loop constants $c_{S_c}^{\text{mMDT}}$ of the collinear-soft function and the three-loop anomalous dimension of the global soft function γ_S^{mMDT} (in Laplace conjugate space),

$$c_{S_c}^{\text{mMDT}} = \left(\frac{\alpha_s}{4\pi} \right)^2 \left[C_F^2 (22 \pm 4) + C_F C_A (41 \pm 1) + C_F T_R n_f (14.4 \pm 0.1) \right], \quad (7)$$

with $C_F = 4/3$, $C_A = 3$, and $T_R = 1/2$ in QCD, n_f is the number of active quark flavors, and

$$\gamma_S^{\text{mMDT}} = \left(\frac{\alpha_s}{4\pi} \right)^3 (-11.6 \pm 2) \cdot 10^3 \quad (n_f = 5). \quad (8)$$

These results enable resummation to N³LL accuracy for jet substructure observables that we present here for the first time. As shown in Fig. 2 of Ref. [30], the extraction of the C_F^2 term of the two-loop constants of the collinear-soft function is especially challenging, so a future direct calculation of these constants and anomalous dimensions would improve the quality and precision of the resummation predictions.

We present predictions in perturbation theory for the single-differential cross section of the groomed heavy hemisphere mass $\frac{\rho}{\sigma_0} \frac{d\sigma_g}{d\rho}$, defined as

$$\frac{d\sigma_g}{d\rho} = \int d\tau_L d\tau_R \frac{d^2\sigma}{d\tau_L d\tau_R} \times \left[\Theta(\tau_L - \tau_R) \delta(\rho - \tau_L) + \Theta(\tau_R - \tau_L) \delta(\rho - \tau_R) \right], \quad (9)$$

where the subscript *g* on the cross section indicates that it is groomed. This definition of the heavy hemisphere mass differs from the standard definition of the ungroomed case when the heavy hemisphere mass is defined as: $\rho = \frac{\max(m_L^2, m_R^2)}{Q^2}$, with *Q* being the center-of-mass energy. When hemispheres are groomed, the grooming eliminates their dominant correlations, and so it is more natural to define the groomed mass with respect to the hemisphere energy, and not the center-of-mass energy.

The CoLoRFulNNLO subtraction method was developed to compute QCD jet cross sections at the N²LO accuracy. Currently it is completed for processes without colored particles in the initial states, and it is implemented in the MCCSM code (Monte Carlo for the CoLoRFulNNLO Subtraction Method) [36–40]. This program can be used to compute the differential cross section of the mMDT groomed heavy hemisphere mass at fixed order in perturbation theory. MCCSM calculates directly the ρ -dependent coefficients *A*, *B*, and *C* (times their respective coupling factors) in the differential distribution

$$\rho \frac{d\sigma_{g, \text{NNLO}}}{d\rho} = \frac{\alpha_s}{2\pi} A_g + \left(\frac{\alpha_s}{2\pi} \right)^2 \left[B_g + A_g \beta_0 \ln \xi \right] + \left(\frac{\alpha_s}{2\pi} \right)^3 \left[C_g + 2B_g \beta_0 \ln \xi + A_g \left(\frac{\beta_1}{2} \ln \xi + \beta_0^2 \ln^2 \xi \right) \right] \quad (10)$$

where $\alpha_s = \alpha_s(\mu)$ is the strong coupling evaluated at the renormalization scale $\mu = \xi Q$, β_0 and β_1 are the first two coefficients in the perturbative expansion of the QCD β -function and *Q* is the center-of-mass collision energy. We present the predictions of MCCSM for the normalized cross section $\frac{\rho}{\sigma_0} \frac{d\sigma_g}{d\rho}$ at the first three orders in perturbation theory (LO, NLO and N²LO) in Fig. 1. The lower panels exhibit the *K*-factors defined as

$$K_{\text{FO/LO}}(\xi) = \frac{(d\sigma_{g, \text{FO}}(\mu = \xi Q)/d\rho)}{(d\sigma_{g, \text{LO}}(\mu = Q)/d\rho)}, \quad (11)$$

and the ratio $K_{\text{NNLO/NLO}}$. We see that the $\mathcal{O}(\alpha_s^3)$ corrections stabilize the dependence on the renormalization scale for large values of ρ ($\rho > 0.1$) as expected, while the predictions are clearly not reliable for $\rho \ll 0.1$. To stabilize the latter we need to resum the large logarithmic contributions.

All functions that appear in the factorization formula Eq. (5) can also be found explicitly in Ref. [26], including their matrix-element definitions. Due to the factorized form of the cross section, each function in the factorization theorem has its own natural scale at which it is defined, and they can be varied independently to provide some estimate of residual scale uncertainties. We leave a detailed scale variation study to future work, and here we just vary the scale of the collinear-soft function $\mu_{S_c} = \xi_{S_c} 2e^{-\gamma_E} \sqrt{z_{\text{cut}} \rho} Q$ in the range $\xi_{S_c} \in [1/2, 2]$. The collinear-soft function is the lowest scale function in the factorization theorem, so variations of its scale will at least be representative of a more complete analysis. Additionally, we just use the central values of the two-loop

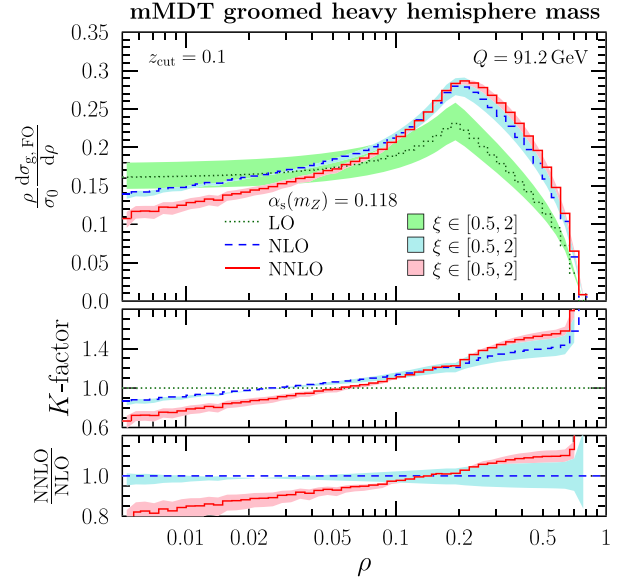


Fig. 1. Predictions for the groomed heavy jet mass in perturbation theory with $z_{\text{cut}} = 0.1$ at LO, NLO and NNLO accuracies, and their ratios. The bands represent the uncertainties due to the variation of the renormalization scale $\mu = \xi Q$ in the range $\xi \in [1/2, 2]$.

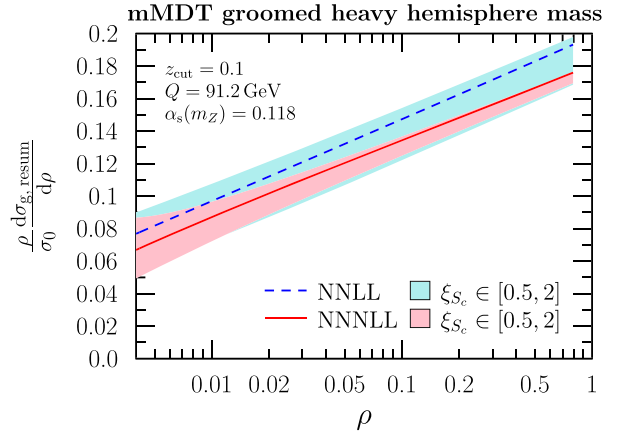


Fig. 2. Predictions for the groomed heavy jet mass in perturbation theory with $z_{\text{cut}} = 0.1$: N²LL and N³LL accurate distributions. The bands represent the uncertainties due to the variation of the collinear-soft scale $\mu_{S_c} = \xi_{S_c} 2e^{-\gamma_E} \sqrt{z_{\text{cut}} \rho} Q$ in the range $\xi_{S_c} \in [1/2, 2]$.

constant and three-loop anomalous dimension of Eqs. (7) and (8), with no inclusion of their uncertainty. We present the resummed predictions at N²LL and N³LL accuracies for the normalized cross section $\frac{\rho}{\sigma_0} \frac{d\sigma_g}{d\rho}$ in Fig. 2. We see that these predictions are stable against the variation of the collinear-soft scale, but the range of validity is confined to $\rho \ll z_{\text{cut}} \ll 1$.

The regions of validity of the predictions at N²LO and at N³LL are complementary, the former gives a good description for large, while the latter for small values of ρ . In order to extend the precise description over the full phase space, the fixed-order and resummed predictions have to be matched. The additive matching requires the elimination of the logarithmic terms that are present in both predictions. The coefficients in the expansion of the resummed prediction in α_s ,

$$\frac{d\sigma_{g, \text{LP}}}{d\rho} = \delta(\rho) D_{\delta, g} + \frac{\alpha_s}{2\pi} (D_{A, g}(\rho))_+ + \left(\frac{\alpha_s}{2\pi} \right)^2 (D_{B, g}(\rho))_+ + \left(\frac{\alpha_s}{2\pi} \right)^3 (D_{C, g}(\rho))_+, \quad (12)$$

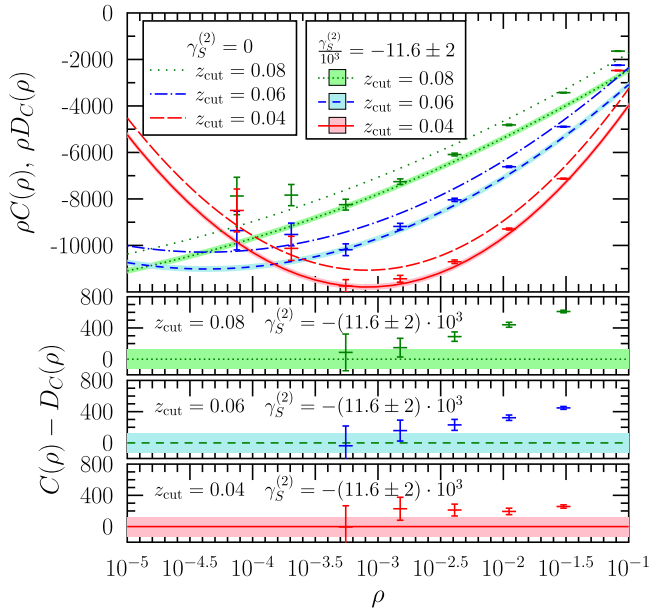


Fig. 3. Comparison of the $\mathcal{O}(\alpha_s^3)$ coefficients at full fixed order and at leading power in ρ .

can be found in Ref. [30] including the $\mathcal{O}(\alpha_s^3)$ coefficient. For $\rho > 0$ the δ -functions can be ignored and $+$ -distributions reduce to simple functions of ρ . We compare the $D_{C,g}(\rho)$ function to the $C_g(\rho)$ coefficient in the fixed-order expansion in Fig. 3 where we show the logarithmic expansion with two assumed values of the three-loop non-cusp anomalous dimension $\gamma_S^{(2)}$: 0 and our extracted value with uncertainties from Eq.(8). As the value of z_{cut} is decreased, improved agreement between the MCCSM results and the singular distribution is observed at small ρ , down to about $\rho \sim 10^{-4}$ where numerical instabilities in MCCSM become significant.

Subtracting this singular distribution from the sum of the $N^2\text{LO}$ and $N^3\text{LL}$, we obtain a prediction in perturbation theory with highest available accuracy:

$$\frac{\rho}{\sigma_0} \frac{d\sigma_g}{d\rho} = \frac{\rho}{\sigma_0} \left(\frac{d\sigma_{g,N^3\text{LL}}}{d\rho} + \frac{d\sigma_{g,N^2\text{LO}}}{d\rho} - \frac{d\sigma_{g,\text{LP}}}{d\rho} \right), \quad (13)$$

which we present in Fig. 4. Good convergence of the matched predictions is observed for all values of ρ , with the results at $N^2\text{LO}+N^3\text{LL}$ lying within the scale variation bands of the $N\text{LO}+N^2\text{LL}$ prediction. We have truncated this perturbative prediction at a value of ρ that lies above the region in which non-perturbative physics dominates the distribution.

We have demonstrated the highest precision perturbative predictions for groomed jets in e^+e^- collisions. These results are sufficiently accurate to enable extraction of α_s , when combined with leading corrections due to non-perturbative physics. While there is no currently-running e^+e^- collider, analyses of archived LEP data have been completed [41], and the results presented here motivate further measurements on these archived data. Due to the elimination of soft radiation with mMDT grooming, the collinear-soft and jet functions in the factorization theorem are identical to that for corresponding measurements at hadron colliders. Thus, we anticipate these results can be used to further improve the theory-data comparisons of groomed jet masses measured at ATLAS and CMS [42–44], and, along with continual advances in fixed-order predictions, enable precision extractions of fundamental constants at the LHC.

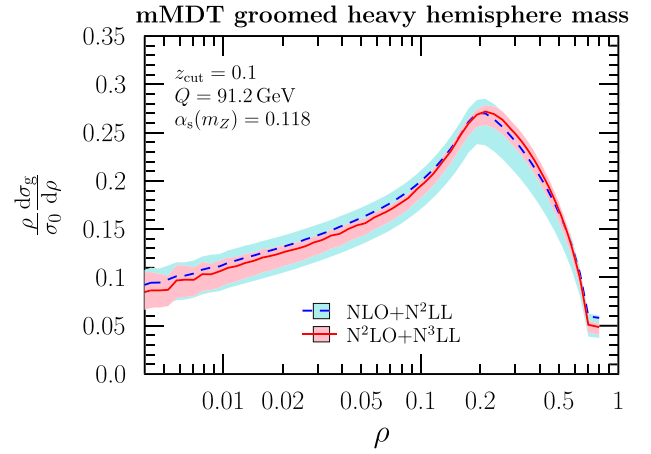


Fig. 4. Predictions for the groomed heavy jet mass in perturbation theory at matched $N\text{LO}+N^2\text{LL}$ and $N^2\text{LO}+N^3\text{LL}$ accuracy with $z_{\text{cut}} = 0.1$. The bands represent the uncertainties due to the variation of the renormalization and collinear-soft scales in the range $[1/2, 2]$ times their respective default scales.

Declaration of competing interest

The authors declare that they have no known competing financial interests or personal relationships that could have appeared to influence the work reported in this paper.

Acknowledgements

We thank Guido Bell, Jim Talbert, and Rudi Rahn for providing their results for the two-loop constants of the global soft function. This work was facilitated in part by the Portland Institute for Computational Science and its resources acquired using NSF Grant DMS 1624776. This work was supported by grant K 125105 of the National Research, Development and Innovation Office in Hungary and the Premium Postdoctoral Fellowship program of the Hungarian Academy of Sciences.

References

- [1] D. Decamp, et al., Measurement of the strong coupling constant α_s from global event shape variables of hadronic Z decays, Phys. Lett. B 255 (1991) 623–633, [https://doi.org/10.1016/0370-2693\(91\)90278-X](https://doi.org/10.1016/0370-2693(91)90278-X).
- [2] B. Adeva, et al., Determination of α_s from jet multiplicities measured on the Z0 resonance, Phys. Lett. B 248 (1990) 464–472, [https://doi.org/10.1016/0370-2693\(90\)90323-X](https://doi.org/10.1016/0370-2693(90)90323-X).
- [3] B. Adeva, et al., Measurement of the strong coupling constant α_s for bottom quarks at the Z0 resonance, Phys. Lett. B 271 (1991) 461–467, [https://doi.org/10.1016/0370-2693\(91\)90118-A](https://doi.org/10.1016/0370-2693(91)90118-A).
- [4] P. Abreu, et al., Determination of α_s in second order QCD from hadronic Z decays, Z. Phys. C 54 (1992) 55–74, <https://doi.org/10.1007/BF01881708>.
- [5] O. Adrian, et al., Determination of α_s from hadronic event shapes measured on the Z0 resonance, Phys. Lett. B 284 (1992) 471–481, [https://doi.org/10.1016/0370-2693\(92\)90463-E](https://doi.org/10.1016/0370-2693(92)90463-E).
- [6] D. Decamp, et al., Measurement of α_s in hadronic Z decays using all orders resummed predictions, Phys. Lett. B 284 (1992) 163–176, [https://doi.org/10.1016/0370-2693\(92\)91942-3](https://doi.org/10.1016/0370-2693(92)91942-3).
- [7] P.D. Acton, et al., A determination of α_s ($M(Z_0)$) at LEP using resummed QCD calculations, Z. Phys. C 59 (1993) 1–20, <https://doi.org/10.1007/BF01555834>.
- [8] P. Abreu, et al., Energy dependence of event shapes and of α_s at LEP-2, Phys. Lett. B 456 (1999) 322–340, [https://doi.org/10.1016/S0370-2693\(99\)00472-4](https://doi.org/10.1016/S0370-2693(99)00472-4).
- [9] G. Abbiendi, et al., A simultaneous measurement of the QCD color factors and the strong coupling, Eur. Phys. J. C 20 (2001) 601–615, <https://doi.org/10.1007/s100520100699>, arXiv:hep-ex/0101044.
- [10] A. Heister, et al., Measurements of the strong coupling constant and the QCD color factors using four jet observables from hadronic Z decays, Eur. Phys. J. C 27 (2003) 1–17, <https://doi.org/10.1140/epjc/s2002-01114-2>.
- [11] G. Abbiendi, et al., Measurement of event shape distributions and moments in $e^+e^- \rightarrow$ hadrons at 91-GeV - 209-GeV and a determination of α_s ,

- Eur. Phys. J. C 40 (2005) 287–316, <https://doi.org/10.1140/epjc/s2005-02120-6>, arXiv:hep-ex/0503051.
- [12] M. Tanabashi, et al., Review of particle physics, Phys. Rev. D 98 (3) (2018) 030001, <https://doi.org/10.1103/PhysRevD.98.030001>.
- [13] G.P. Salam, The strong coupling: a theoretical perspective, in: A. Levy, S. Forte, G. Ridolfi (Eds.), *From My Vast Repertoire ...: Guido Altarelli's Legacy*, 2019, pp. 101–121, arXiv:1712.05165.
- [14] Z.L. Trócsányi, New results on the determination of the strong coupling, PoS CORFU2018 (2019) 002, <https://doi.org/10.22323/1.347.0002>.
- [15] Y.L. Dokshitzer, G. Marchesini, B.R. Webber, Dispersive approach to power behaved contributions in QCD hard processes, Nucl. Phys. B 469 (1996) 93–142, [https://doi.org/10.1016/0550-3213\(96\)00155-1](https://doi.org/10.1016/0550-3213(96)00155-1), arXiv:hep-ph/9512336.
- [16] A. Verbitskiy, A. Banfi, A. Kardos, P.F. Monni, S. Kluth, G. Somogyi, Z. Ször, Z. Trócsányi, Z. Tulipánt, G. Zanderighi, High precision determination of α_s from a global fit of jet rates, J. High Energy Phys. 08 (2019) 129, [https://doi.org/10.1007/JHEP08\(2019\)129](https://doi.org/10.1007/JHEP08(2019)129), arXiv:1902.08158.
- [17] T. Becher, M.D. Schwartz, A precise determination of α_s from LEP thrust data using effective field theory, J. High Energy Phys. 07 (2008) 034, <https://doi.org/10.1088/1126-6708/2008/07/034>, arXiv:0803.0342.
- [18] A.H. Hoang, D.W. Kolodrubetz, V. Mateu, I.W. Stewart, C-parameter distribution at N^3LL' including power corrections, Phys. Rev. D 91 (9) (2015) 094017, <https://doi.org/10.1103/PhysRevD.91.094017>, arXiv:1411.6633.
- [19] R. Abbate, M. Fickinger, A.H. Hoang, V. Mateu, I.W. Stewart, Thrust at N^3LL with power corrections and a precision global fit for $\alpha_s(m_Z)$, Phys. Rev. D 83 (2011) 074021, <https://doi.org/10.1103/PhysRevD.83.074021>, arXiv:1006.3080.
- [20] A.H. Hoang, D.W. Kolodrubetz, V. Mateu, I.W. Stewart, Precise determination of α_s from the C-parameter distribution, Phys. Rev. D 91 (9) (2015) 094018, <https://doi.org/10.1103/PhysRevD.91.094018>, arXiv:1501.04111.
- [21] M. Dasgupta, A. Fregoso, S. Marzani, G.P. Salam, Towards an understanding of jet substructure, J. High Energy Phys. 09 (2013) 029, [https://doi.org/10.1007/JHEP09\(2013\)029](https://doi.org/10.1007/JHEP09(2013)029), arXiv:1307.0007.
- [22] M. Dasgupta, A. Fregoso, S. Marzani, A. Powling, Jet substructure with analytical methods, Eur. Phys. J. C 73 (11) (2013) 2623, <https://doi.org/10.1140/epjc/s10052-013-2623-3>, arXiv:1307.0013.
- [23] A.J. Larkoski, S. Marzani, G. Soyez, J. Thaler, Soft Drop, J. High Energy Phys. 05 (2014) 146, [https://doi.org/10.1007/JHEP05\(2014\)146](https://doi.org/10.1007/JHEP05(2014)146), arXiv:1402.2657.
- [24] M. Dasgupta, G.P. Salam, Resummation of nonglobal QCD observables, Phys. Lett. B 512 (2001) 323–330, [https://doi.org/10.1016/S0370-2693\(01\)00725-0](https://doi.org/10.1016/S0370-2693(01)00725-0), arXiv:hep-ph/0104277.
- [25] J. Baron, S. Marzani, V. Theeuwes, Soft-drop thrust, J. High Energy Phys. 08 (2018) 105, [https://doi.org/10.1007/JHEP08\(2018\)105](https://doi.org/10.1007/JHEP08(2018)105); Erratum: J. High Energy Phys. 05 (2019) 056, [https://doi.org/10.1007/JHEP05\(2019\)056](https://doi.org/10.1007/JHEP05(2019)056), arXiv:1803.04719.
- [26] C. Frye, A.J. Larkoski, M.D. Schwartz, K. Yan, Factorization for groomed jet substructure beyond the next-to-leading logarithm, J. High Energy Phys. 07 (2016) 064, [https://doi.org/10.1007/JHEP07\(2016\)064](https://doi.org/10.1007/JHEP07(2016)064), arXiv:1603.09338.
- [27] G. Bell, R. Rahn, J. Talbert, Two-loop anomalous dimensions of generic dijet soft functions, Nucl. Phys. B 936 (2018) 520–541, <https://doi.org/10.1016/j.nuclphysb.2018.09.026>, arXiv:1805.12414.
- [28] G. Bell, R. Rahn, J. Talbert, Generic dijet soft functions at two-loop order: correlated emissions, J. High Energy Phys. 07 (2019) 101, [https://doi.org/10.1007/JHEP07\(2019\)101](https://doi.org/10.1007/JHEP07(2019)101), arXiv:1812.08690.
- [29] G. Bell, R. Rahn, J. Talbert, Generic dijet soft functions at two-loop order: uncorrelated emissions, arXiv:2004.08396.
- [30] A. Kardos, A.J. Larkoski, Z. Trócsányi, Two- and three-loop data for groomed jet mass, Phys. Rev. D 101 (11) (2020) 114034, <https://doi.org/10.1103/PhysRevD.101.114034>, arXiv:2002.05730.
- [31] A.H. Hoang, S. Mantry, A. Pathak, I.W. Stewart, Nonperturbative corrections to soft drop jet mass, J. High Energy Phys. 12 (2019) 002, [https://doi.org/10.1007/JHEP12\(2019\)002](https://doi.org/10.1007/JHEP12(2019)002), arXiv:1906.11843.
- [32] Y.L. Dokshitzer, G.D. Leder, S. Moretti, B.R. Webber, Better jet clustering algorithms, J. High Energy Phys. 08 (1997) 001, <https://doi.org/10.1088/1126-6708/1997/08/001>, arXiv:hep-ph/9707323.
- [33] M. Wobisch, T. Wengler, Hadronization corrections to jet cross-sections in deep inelastic scattering, in: Monte Carlo Generators for HERA Physics. Proceedings, Workshop, Hamburg, Germany, 1998–1999, 1998, pp. 270–279, arXiv:hep-ph/9907280.
- [34] A.J. Larkoski, Improving the understanding of jet grooming in perturbation theory, arXiv:2006.14680.
- [35] S. Catani, L. Trentadue, G. Turnock, B.R. Webber, Resummation of large logarithms in e^+e^- event shape distributions, Nucl. Phys. B 407 (1993) 3–42, [https://doi.org/10.1016/0550-3213\(93\)90271-P](https://doi.org/10.1016/0550-3213(93)90271-P).
- [36] V. Del Duca, C. Duhr, A. Kardos, G. Somogyi, Z. Trócsányi, Three-jet production in electron-positron collisions at next-to-next-to-leading order accuracy, Phys. Rev. Lett. 117 (15) (2016) 152004, <https://doi.org/10.1103/PhysRevLett.117.152004>, arXiv:1603.08927.
- [37] V. Del Duca, C. Duhr, A. Kardos, G. Somogyi, Z. Ször, Z. Trócsányi, Z. Tulipánt, Jet production in the CoLoRFulNNLO method: event shapes in electron-positron collisions, Phys. Rev. D 94 (7) (2016) 074019, <https://doi.org/10.1103/PhysRevD.94.074019>, arXiv:1606.03453.
- [38] Z. Tulipánt, A. Kardos, G. Somogyi, Energy–energy correlation in electron-positron annihilation at NNLL + NNLO accuracy, Eur. Phys. J. C 77 (11) (2017) 749, <https://doi.org/10.1140/epjc/s10052-017-5320-9>, arXiv:1708.04093.
- [39] A. Kardos, G. Somogyi, Z. Trócsányi, Jet cross sections with CoLoRFul NNLO, PoS LL2016 (2016) 021, <https://doi.org/10.22323/1.260.0021>.
- [40] A. Kardos, G. Somogyi, Z. Trócsányi, Soft-drop event shapes in electron-positron annihilation at next-to-next-to-leading order accuracy, Phys. Lett. B 786 (2018) 313–318, <https://doi.org/10.1016/j.physletb.2018.10.014>, arXiv:1807.11472.
- [41] A. Badea, A. Baty, P. Chang, G.M. Innocenti, M. Maggi, C. McGinn, M. Peters, T.-A. Sheng, J. Thaler, Y.-J. Lee, Measurements of two-particle correlations in e^+e^- collisions at 91 GeV with ALEPH archived data, Phys. Rev. Lett. 123 (21) (2019) 212002, <https://doi.org/10.1103/PhysRevLett.123.212002>, arXiv:1906.00489.
- [42] M. Aaboud, et al., Measurement of the soft-drop jet mass in pp collisions at $\sqrt{s} = 13$ TeV with the ATLAS detector, Phys. Rev. Lett. 121 (9) (2018) 092001, <https://doi.org/10.1103/PhysRevLett.121.092001>, arXiv:1711.08341.
- [43] A.M. Sirunyan, et al., Measurements of the differential jet cross section as a function of the jet mass in dijet events from proton-proton collisions at $\sqrt{s} = 13$ TeV, J. High Energy Phys. 11 (2018) 113, [https://doi.org/10.1007/JHEP11\(2018\)113](https://doi.org/10.1007/JHEP11(2018)113), arXiv:1807.05974.
- [44] G. Aad, et al., A measurement of soft-drop jet observables in pp collisions with the ATLAS detector at $\sqrt{s} = 13$ TeV, arXiv:1912.09837.