Physics Letters B 752 (2016) 221–246

Contents lists available at ScienceDirect

Physics Letters B

www.elsevier.com/locate/physletb

Search for neutral MSSM Higgs bosons decaying to $\mu^+\mu^-$ in pp collisions at $\sqrt{s} = 7$ and 8 TeV

CMS Collaboration *

CERN, Switzerland

ARTICLE INFO

Article history:
Received 6 August 2015
Received in revised form 2 November 2015
Accepted 10 November 2015
Available online 23 November 2015
Editor: M. Doser

Keywords:
CMS
Physics
Higgs
MSSM
Dimuons

ABSTRACT

A search for neutral Higgs bosons predicted in the minimal supersymmetric standard model (MSSM) for $\mu^+\mu^-$ decay channels is presented. The analysis uses data collected by the CMS experiment at the LHC in proton–proton collisions at centre-of-mass energies of 7 and 8 TeV, corresponding to integrated luminosities of 5.1 and 19.3 fb^{-1}, respectively. The search is sensitive to Higgs bosons produced either through the gluon fusion process or in association with a $b\bar{b}$ quark pair. No statistically significant excess is observed in the $\mu^+\mu^-$ mass spectrum. Results are interpreted in the framework of several benchmark scenarios, and the data are used to set an upper limit on the MSSM parameter $\tan\beta$ as a function of the mass of the pseudoscalar A boson in the range from 115 to 300 GeV. Model independent upper limits are given for the product of the cross section and branching fraction for gluon fusion and b quark associated production at $\sqrt{s} = 8$ TeV. They are the most stringent limits obtained to date in this channel.

© 2015 CERN for the benefit of the CMS Collaboration. Published by Elsevier B.V. This is an open access article under the CC BY license (http://creativecommons.org/licenses/by/4.0/). Funded by SCOAP[3].

1. Introduction

The predictions of the standard model (SM) [1–7] of fundamental interactions have been confirmed by a large number of experimental measurements. The observation of a new boson with a mass of 125 GeV and properties compatible with those of the SM Higgs boson [8–10] confirms the mechanism of the electroweak symmetry breaking (EWSB). Despite the success of this theory in describing the phenomenology of particle physics at present collider energies, the mass of the Higgs boson in the SM is not protected against quadratically divergent quantum-loop corrections at high energy. Supersymmetry (SUSY) [11,12] is one example of alternative models that address this problem. In SUSY, such divergences are cancelled by introducing a symmetry between fundamental bosons and fermions.

The minimal supersymmetric extension of the standard model (MSSM) [13,14] predicts the existence of two Higgs doublet fields. One doublet couples to up-type and one to down-type fermions. After EWSB, five physical Higgs bosons remain: a CP-odd neutral scalar A, two charged scalars $H^{\pm}$, and two CP-even neutral scalar particles h and H. The neutral bosons h, A, and H, will be generically referred to as ϕ collectively in this paper, unless differently specified.

At lowest order in perturbation theory, the Higgs sector in the MSSM can be described in terms of two free parameters: m_A, the mass of the neutral pseudoscalar A, and $\tan\beta$, the ratio of the vacuum expectation values of the two Higgs doublets. The masses of the other four Higgs bosons can be expressed in terms of these two parameters and other measured quantities, such as the masses m_W and m_Z of the W and Z bosons, respectively. In particular, the masses of the neutral MSSM scalar Higgs bosons H and h are given [13] by

$$m_{H,h} = \left[\frac{1}{2}\left\{m_A^2 + m_Z^2 \pm \left[\left(m_A^2 + m_Z^2\right)^2 - 4m_A^2 m_Z^2 \cos^2 2\beta\right]^{1/2}\right\}\right]^{1/2}. \quad (1)$$

The A and H bosons are degenerate in mass above 140 GeV and for small $\cos\beta$ (large $\tan\beta$) values. This expression also provides an upper bound on the mass of the light scalar Higgs boson, corresponding to $m_h \leq m_Z|\cos 2\beta|$. The value can become as large as $m_h \approx 135$ GeV once radiative corrections are taken into account [15].

The main production mechanisms for the three neutral ϕ bosons at the LHC are the associated production with $b\bar{b}$ quarks (AP), given at the leading order by the Feynman diagram shown in Fig. 1 (top), and the gluon fusion (GF) process, shown in Fig. 1 (bottom) [16–18]. The GF process with virtual t or b quarks in the

* *E-mail address:* cms-publication-committee-chair@cern.ch.

http://dx.doi.org/10.1016/j.physletb.2015.11.042
0370-2693/© 2015 CERN for the benefit of the CMS Collaboration. Published by Elsevier B.V. This is an open access article under the CC BY license (http://creativecommons.org/licenses/by/4.0/). Funded by SCOAP[3].

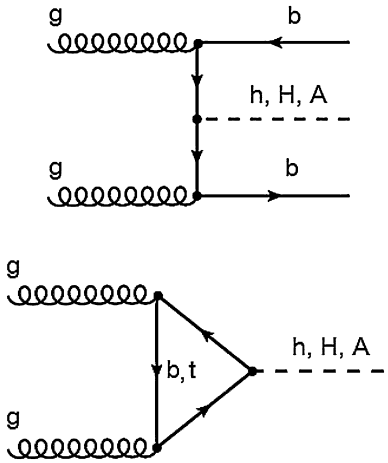

Fig. 1. Leading-order diagrams for the main production processes of MSSM Higgs bosons at the LHC (top) in association with $b\bar{b}$ production and (bottom) through gluon fusion.

loop is dominant at small and moderate values of $\tan\beta$. At large $\tan\beta$ the coupling of ϕ to down-type quarks is enhanced relative to the SM [19] and the AP process becomes dominant. Similarly, the coupling of the ϕ boson to charged leptons is also enhanced at large $\tan\beta$.

This paper reports on a search for the MSSM neutral Higgs bosons produced either by the AP or GF mechanisms, where the Higgs bosons decay via $\phi \to \mu^+\mu^-$. The analysis is sensitive to all the three bosons, h, H, and A in the mass range between 115 and 300 GeV. The search is performed by the CMS collaboration using data recorded in pp collisions at the LHC, corresponding to an integrated luminosity of 5.1 fb^{-1}at $\sqrt{s} = 7$ TeV and 19.3 fb^{-1}at $\sqrt{s} = 8$ TeV. The common experimental signature of the two processes is a pair of oppositely charged muons with high transverse momentum (p_T) and a small imbalance of p_T in the event. The AP process is characterized by the presence of additional jets originating from b quarks (b jets), whereas the events with only jets from light quarks or gluons are sensitive to the GF production mechanism. The presence of a signal would be characterized by an excess of events over the background in the dimuon invariant mass corresponding to the ϕ mass value.

Although the product of the cross section and the branching fraction for the $\mu^+\mu^-$ channel is a factor 10^3 smaller than for the corresponding $\tau^+\tau^-$ final state, the muon pair can be fully reconstructed, and the invariant mass precisely measured by exploiting the excellent muon momentum resolution of the CMS detector. Searches for the MSSM Higgs bosons have been performed at LHC by the LHCb experiment in the $\tau^+\tau^-$ final state at large pseudorapidity values [20], the ATLAS experiment in the $\mu^+\mu^-$ and $\tau^+\tau^-$ channels [21,22], and by the CMS experiment in the $\tau^+\tau^-$ [23] and $b\bar{b}$ [24,25] final states. Limits on the existence of MSSM Higgs bosons were also determined at Tevatron [26–29] and at LEP [30].

Traditionally, searches for MSSM Higgs bosons are presented in the context of benchmark scenarios that describe the mass relation among the three neutral MSSM Higgs bosons, their widths, and cross sections. Each scenario assigns well defined values to the relevant parameters of the MSSM, except m_A and $\tan\beta$, which are left free to vary. The m_h^max benchmark scenario [19,31] provides m_h values as large as 135 GeV, and the weakest bounds on $\tan\beta$ for fixed values of the top quark mass. For this reason, it has been used in most of the previously quoted analyses to present the results from MSSM Higgs boson searches. However, within the MSSM the newly discovered state with a mass of 125 GeV can be interpreted as the light CP-even Higgs boson, h [32]. In this case, a large part of the m_A–$\tan\beta$ parameter space is excluded within the m_h^max scenario, and new benchmarks were therefore proposed in which the MSSM parameters are adjusted to have m_h in the interval 122 to 128 GeV, but with a wider range of $\tan\beta$ and m_A values [19, 31,32]. To do this, the m_h^max scenario was reformulated in two versions, $m_\text{h}^\text{mod+}$ and $m_\text{h}^\text{mod−}$, corresponding to different values of the top squark mixing parameter. Other recently proposed scenarios [31] are the light top squark (light stop) model, which results in a modified GF rate, and the light tau slepton (light stau) model, which yields a modified $\text{h} \to \gamma\gamma$ branching fraction. Such models are expected mainly to affect the Higgs boson production cross section and not the kinematic properties of the events. A list of the parameters of the various scenarios can be found in Ref. [23]. The results presented in this paper are obtained in the framework of the MSSM $m_\text{h}^\text{mod+}$ scenario. Comparisons are also made with other benchmarks.

2. The CMS detector and event reconstruction

The central feature of the CMS apparatus is a superconducting solenoid of 6 m internal diameter, providing a magnetic field of 3.8 T. Within the solenoid volume are a silicon pixel and strip tracker, a lead tungstate crystal electromagnetic calorimeter (ECAL), and a brass and scintillator hadron calorimeter (HCAL), each comprised of a barrel and two endcap sections. Muons are measured in gas-ionization detectors embedded in the steel flux-return yoke outside the solenoid. Forward calorimetry extends the coverage provided by the barrel and endcap detectors up to pseudorapidity $|\eta| < 5$. A detailed description of the CMS detector, together with a definition of the coordinate system and kinematic variables, can be found in Ref. [33]. The CMS offline event reconstruction creates a global event description using the particle flow (PF) technique [34]. The PF event reconstruction attempts to reconstruct and identify each particle with an optimized combination of all subdetector information. The missing p_T vector is defined as the projection on the plane perpendicular to the beams of the negative vector sum of the momenta of all reconstructed particles in an event. Its magnitude is referred to as E_T^miss.

An average of 9 and 21 pp collisions take place in any LHC bunch crossing, respectively at 7 and 8 TeV, because of the large luminosity of the machine and the size of the total inelastic cross section. These overlapping events (pileup) are characterized by small-p_T tracks, compared to the particles produced in a $\phi \to \mu^+\mu^-$ event, and their presence can degrade the detector capability to reconstruct the objects relevant for this analysis. The primary vertex is chosen from all reconstructed interaction vertices as the one with the largest sum in the squares of the p_T of the associated tracks. The charged tracks originating from another vertex are then removed.

Offline jet reconstruction is performed using the anti-k_T clustering algorithm [35,36] with a distance parameter of 0.5. The jet momentum is defined by the vectorial sum of all the PF particles momenta in the jet, and found in simulation to be within 5% to 10% of the true hadron-level momentum, with some p_T and η dependence. Extra energy coming from pileup interactions affects the momentum measurement. Corrections to the measured jet energy are therefore applied. They are derived from event simulation, and confirmed with in-situ measurements using energy balance in dijet and Z/photon + jet events [37].

Muons are measured in the pseudorapidity range $|\eta| < 2.4$, using detection planes based on three technologies: drift tubes, cathode strip chambers, and resistive-plate chambers. Matching muons to tracks measured in the silicon tracker provides relative p_T resolutions for muons with $20 < p_\text{T} < 100$ GeV of 1.3–2.0% in the barrel

Table 1
The m_A and $\tan\beta$ values used to generate signal samples.

m_A (GeV)	m_A step (GeV)	$\tan\beta$	$\tan\beta$ step
115–200	5	5–55	5
200–300	25	5–55	5
300–500	50	5–55	5

and better than 6% in the endcaps. The p_T resolution in the barrel is better than 10% for muons with p_T up to 1 TeV [38].

3. Simulated samples

Simulated samples are used to model the signal and to determine the efficiency of the signal selection. Background samples are also simulated to optimize the selection criteria. The normalization and distribution of the background events are measured from data.

The signal samples are generated using the Monte Carlo (MC) event generator PYTHIA 6.424 [39] for a wide range of m_A and $\tan\beta$ values, as listed in Table 1, for the AP and the GF production mechanisms. The ϕ production cross sections and their corresponding uncertainties are provided by the LHC Higgs Cross Section Working Group [16–18]. The cross sections for the GF process in the m_h^{max} scenario are obtained using the HIGLU program [40,41], based on next-to-leading order (NLO) quantum chromodynamics (QCD) calculations. The SUSHI program [42] is used for the other benchmarks. For the AP process, the four-flavor NLO QCD calculation [43,44] and the five-flavor next-to-next-to-leading order (NNLO) QCD calculation are implemented in BBH@NNLO [45] and combined using the Santander matching scheme [46]. The Higgs Yukawa couplings computed with the FEYNHIGGS program [47] are used in the calculations. The decay branching fractions to muons in the different benchmark scenarios are obtained with FEYNHIGGS and HDECAY [48]. Further details on signal generation can be found in Refs. [16–18].

The values of m_h predicted by FEYNHIGGS differ typically by a few GeV from those computed with PYTHIA. The invariant mass spectrum of the h boson is therefore shifted to match the FEYNHIGGS prediction. The small difference between PYTHIA and FEYNHIGGS in assessing the width of the h boson is of the order of 100 MeV, and therefore neglected, since the experimental mass resolution is at least one order of magnitude larger. The PYTHIA parameters used to simulate the signal are those for the m_h^{max} scenario. Since for a given set of m_A and $\tan\beta$ values, the kinematic properties of the final state are the same for all the scenarios, the simulated samples based on the m_h^{max} benchmark are also used to check the validity of the other models. Further details on this procedure and the related systematic uncertainties are discussed in Section 7.

The main source of background for the ϕ production and decay to $\mu^+\mu^-$ is Drell–Yan muon-pair production, $q\bar{q} \to Z/\gamma^* \to \mu^+\mu^-$. Another background is from oppositely charged muon pairs produced in decays of top quarks in $t\bar{t}$ production. These events are simulated using the MADGRAPH 5.1 [49] generator. Other background processes such as $W^\pm W^\mp$, $W^\pm Z$, and ZZ are generated with PYTHIA. The MC samples also include simulated pileup events to reproduce the overlapping pp interactions present in the data. All generated events are processed through a detailed simulation of the CMS detector based on GEANT4 [50] and are reconstructed with the same algorithms used for data.

4. Event selection

The experimental signature of the MSSM Higgs bosons decay considered in this analysis is a pair of oppositely charged muons with high p_T. The invariant mass of the pair corresponds to the mass of the ϕ boson within the experimental resolution. Moreover, the process is characterized by a small E_T^{miss} in the event. If the ϕ boson is produced in association with a $b\bar{b}$ pair, the presence of at least one b quark jet is expected.

Table 2
Event selection: the criteria listed in the upper part of the table are common to the C1 and C2 categories, that are then mutually exclusive.

Common selection	
Single muon trigger	$p_T > 24$ GeV + isolation + $\|\eta\| < 2.1$
Event primary vertex	$\|z_{PV}\| < 24$ cm
Muon selection	2 opposite-charged muons, $p_T > 24$ GeV, $\|\eta\| < 2.1$, track quality cuts, $\|d_{xy}\| < 0.02$ cm, $\|d_z\| < 0.1$ cm, angular matching with trigger, isolation
E_T^{miss}	$E_T^{miss} < 35$ GeV
Category C1	
b tag	1 or 2 b-tagged jets, $p_T^{jet} > 20$ GeV, $\|\eta^{jet}\| < 2.4$
Category C2	
No b tag	Events with no b-tagged jets

The details of the event selection are listed below, and summarized in Table 2. The events are selected using a single-muon trigger, which requires at least one isolated muon with $p_T > 24$ GeV in the pseudorapidity range $|\eta| < 2.1$. The distance of the primary vertex along the z axis from the nominal centre of the detector must be $|z_{PV}| < 24$ cm. Muon candidates are reconstructed and identified using both the inner tracker and the muon detector information. The selected events must have at least two oppositely-charged muon candidates, each with $p_T > 25$ GeV. In events with more than two muon candidates, the two with opposite charges and the highest p_T are retained. The η of both muon candidates is chosen to match the trigger acceptance. Each muon track must have at least one hit in the pixel detector, more than five or eight layers with hits in the tracker, respectively, for the 8 and 7 TeV data and a directional matching to hits in at least two different muon detector planes. In addition the global fit to the hits of the muon candidate must include at least one hit in the muon detector. The χ^2/dof of the global fit of the muon track must be smaller than 10. These requirements ensure a good measurement of the momentum, and significantly reduce the amount of hadronic punch-through background [38]. To reject cosmic ray muons, the transverse and longitudinal impact parameters of each muon track must satisfy the requirements $|d_{xy}| < 0.02$ cm and $|d_z| < 0.1$ cm, respectively. Both parameters are defined relative to the primary vertex. To ensure that the trigger muon candidate is well-matched to the reconstructed muon track, at least one of the two muon tracks is required to match the direction of the trigger candidate within a cone $\Delta R = 0.2$, where $\Delta R = \sqrt{[b]}(\Delta\eta)^2 + (\Delta\varphi)^2$ is the distance between the muon track and the trigger candidate direction in the η–φ plane, with φ being the azimuthal angle measured in radians. Both reconstructed muon candidates must fulfill isolation criteria. A muon isolation variable is constructed using the scalar sum of the p_T of all PF particles, except the muon, reconstructed within a cone $\Delta R = 0.4$ around the muon direction. A correction is applied to account for the possible contamination from neutral particles arising from pileup interactions. A muon is accepted if the value of the corrected isolation variable is less than 12% of the muon p_T.

A selection based on E_T^{miss} provides good separation between signal events and $t\bar{t}$ background, in the case of leptonic decay of

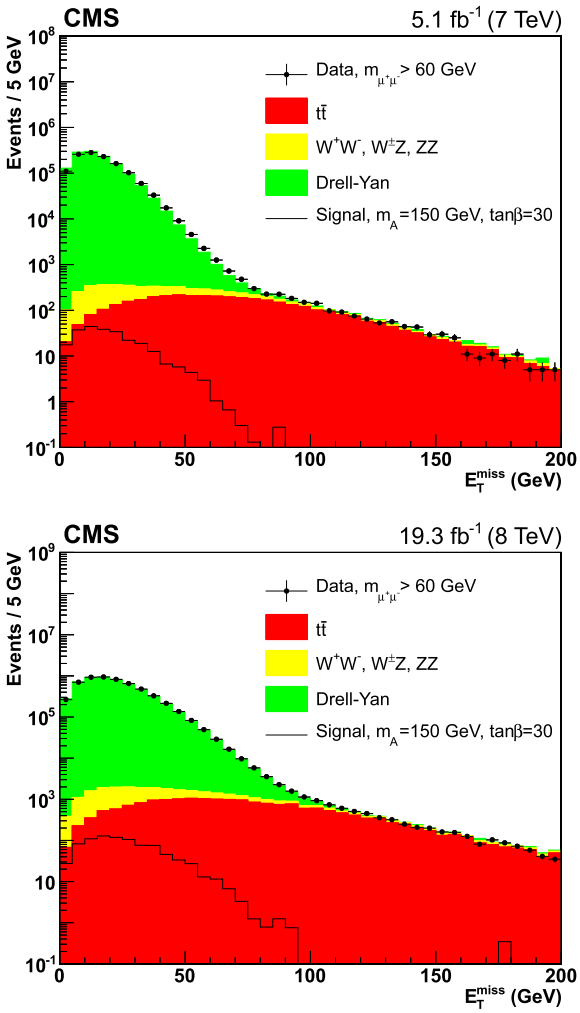

Fig. 2. The E_T^{miss} distribution for events with a reconstructed dimuon invariant mass $m_{\mu^+\mu^-} > 60$ GeV in data and in simulated events at $\sqrt{s} = 7$ (top) and $\sqrt{s} = 8$ TeV (bottom). The expected contribution is also shown for a signal at $m_A = 150$ GeV and $\tan\beta = 30$.

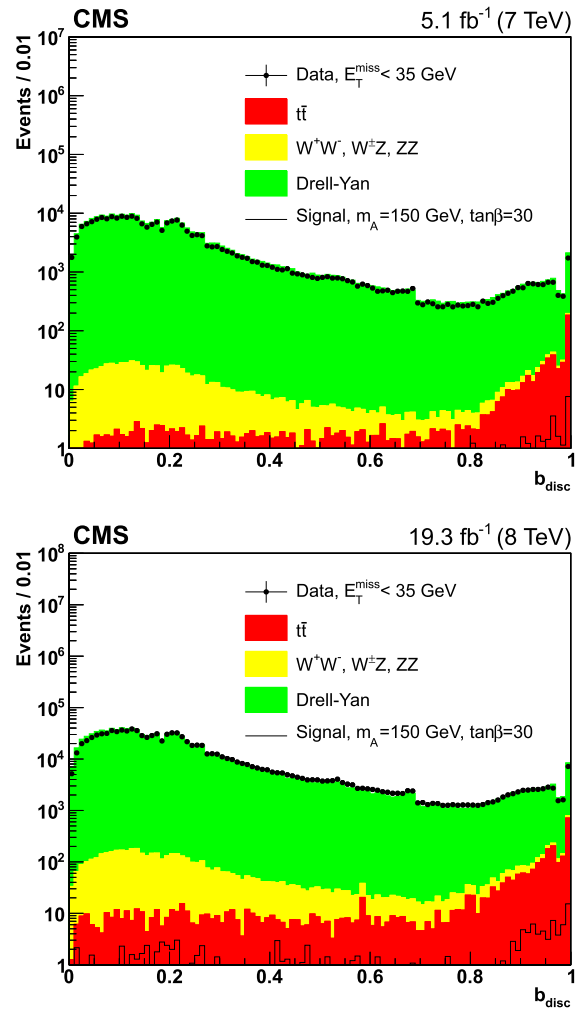

Fig. 3. The distribution of the b tagging discriminant, b_{disc}, for events that satisfy the selection $E_T^{miss} < 35$ GeV in data collected at $\sqrt{s} = 7$ (top) and $\sqrt{s} = 8$ TeV (bottom). For each event, the largest value of b_{disc} is selected.

the W boson from top decay. The E_T^{miss} distributions for events collected at $\sqrt{s} = 7$ and 8 TeV are shown in Fig. 2 for events with a reconstructed muon pair with invariant mass $m_{\mu^+\mu^-} > 60$ GeV. The background contributions from SM processes are superimposed. For illustration, the expected distribution for signal processes is also shown for $m_A = 150$ GeV and $\tan\beta = 30$. Studies performed using the simulation show that the E_T^{miss} distribution for signal events does not vary significantly for different m_A and $\tan\beta$ assumptions, and indicate that the selection $E_T^{miss} < 35$ GeV provides highest sensitivity for signal at both centre-of-mass energies.

The reconstructed jets are required to have transverse momenta $p_T^{jet} > 20$ GeV within the range $|\eta| < 2.4$. A multivariate analysis technique is used to remove jets from pileup interactions [51]. Tagging of b quarks in jets relies on the combined secondary-vertex discriminator [52], based on the reconstruction of the secondary vertex from weakly decaying b hadrons. The discriminant b_{disc} is constructed from tracks and secondary vertex information, and helps to distinguish jets containing b, c, or light-flavour hadrons. Jets with an associated $b_{disc} > 0.679$ are considered to be b tagged. This value represents a good compromise between efficiency to tag b jets in signal events from AP (≈80%) and mistagging probability for light-quark jets (≈1%). Fig. 3 shows the distribution of b_{disc} in events that satisfy the selection $E_T^{miss} < 35$ GeV, for the data collected in the two beam energies. For each event, the largest value of b_{disc} is selected. The distribution of signal events from the AP process for $m_A = 150$ GeV and $\tan\beta = 30$ is superimposed. Jets originated from b quark fragmentation tend to be emitted more forward in signal events than for $t\bar{t}$, thus resulting in a lower observed b-jet multiplicity. For this reason the $t\bar{t}$ background is further suppressed by rejecting events with more than two b-tagged jets, without significantly affecting the selection efficiency for signal.

The events are split into two mutually-exclusive categories. The first category (C1) contains events with at least one jet identified as originated from b-quark fragmentation (b tagged), and provides highest sensitivity to AP production channel. Events that do not contain b-tagged jets are assigned to category 2 (C2), and provide sensitivity to GF production. The dimuon invariant mass distributions for the C1 and C2 categories are shown in Fig. 4 for data and simulated events for both centre-of-mass energies. The distributions expected for MSSM Higgs bosons with $m_A = 150$ GeV and $\tan\beta = 30$, derived from the m_h^{mod+} scenario are also given for comparison. A double peak structure around 125 and 150 GeV appears in the C2 category, due to the hboson and A + H bosons, respectively. The lower peak is not visible in C1, as the h production is suppressed in the AP mechanism relative to the GF process.

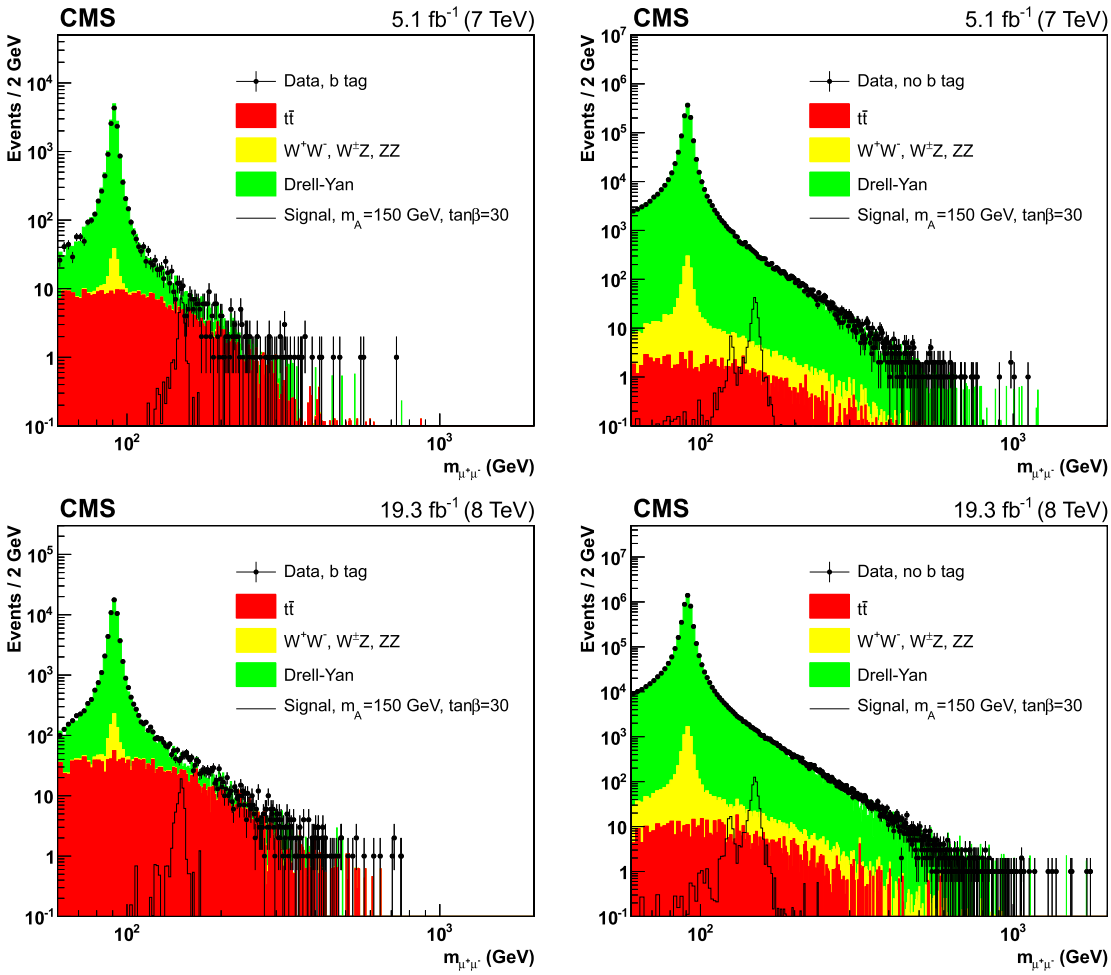

Fig. 4. The dimuon invariant mass distribution for events that belong to C1 (upper left) and C2 category (upper right), for data and simulated events at $\sqrt{s} = 7$ TeV. The corresponding quantities are shown for $\sqrt{s} = 8$ TeV (lower left and lower right). The expected contributions to signal assuming the $m_{\mathrm{h}}^{\mathrm{mod+}}$ scenario for $m_{\mathrm{A}} = 150$ GeV and $\tan\beta = 30$ are displayed for comparison.

5. Signal selection efficiency

While the calculations for the MSSM cross sections performed in the narrow-width approximation refer to the on-shell Higgs boson production, at large values of m_A and $\tan\beta$ the convolution of the larger intrinsic signal widths with the parton distribution functions (PDF) results in a non-negligible fraction of signal events produced significantly off-shell. Events with invariant mass significantly smaller than its nominal value have a lower reconstruction efficiency than those produced near the mass peak. For consistency, we define signal efficiency as the probability for a signal event with the generated invariant mass close to its nominal value to be reconstructed and pass all selection requirements of this analysis. The closeness is defined using a window of size equal to 3 times the intrinsic signal width (an uncertainty associated with this definition is evaluated using a window of 5 times its width, as discussed in Section 7). With this definition, the product of the MSSM Higgs boson production cross section, luminosity and signal efficiency provides the normalization for the Higgs boson produced near on-shell. The full predicted rate of signal events also contains an additional off-shell contribution, which varies with m_A and $\tan\beta$ and is less than 5% for $m_A < 250$ GeV and $\tan\beta < 15$, and can be as large as 15% for $m_A = 300$ GeV and $\tan\beta = 30$.

Additional corrections are applied to the signal efficiency to take into account differences between data and simulation in the muon trigger, reconstruction, and isolation efficiencies. A correction is also applied to account for known data-simulation discrepancies in the b tagging efficiency and mistagging probability. The corrections are summarized by a weight factor, which is assigned to each signal event. The average of the weight factors computed over all the events is very close to one, reflecting the fact that the simulation describes the data with good accuracy.

Fig. 5 shows the signal efficiency at $\sqrt{s} = 8$ TeV for AP (top) and GF (bottom) process after combining the two event categories C1 and C2. The efficiencies at $\sqrt{s} = 7$ TeV are similar. The band in the figure represents the variation of the efficiency due to the limited statistics of the samples used. The relative amount of AP and GF events in the two event categories varies with m_A and $\tan\beta$, since the production cross sections of the two processes depend on these parameters. For example, in the case $m_A = 150$ GeV and $\tan\beta = 30$, more than 90% of the signal events in C1 would be from AP production, and about 60% in C2. For $m_A = 150$ GeV and $\tan\beta = 5$, where the GF contribution becomes more relevant, the content of AP events would be 60% in C1 and only 15% in C2.

6. Fit procedure

The procedure described below is applied separately to C1 and C2 events. The event selection criteria are applied to the simulated samples listed in Table 1. For each sample, and for each of the three ϕ bosons, the invariant mass distribution of the events that pass the event selection is approximated with a Breit–Wigner

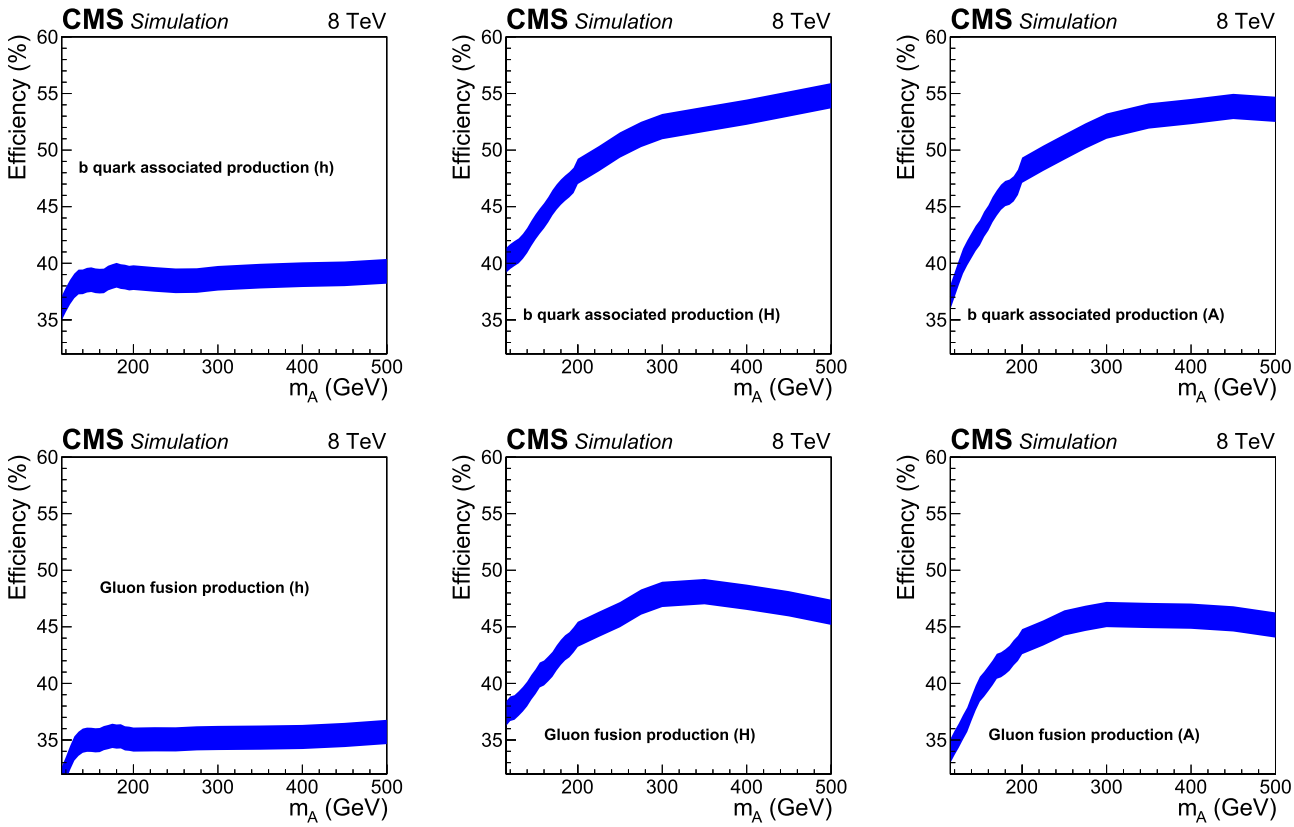

Fig. 5. Signal efficiency for the AP process at $\sqrt{s} = 8$ TeV, shown separately for the three ϕ boson types, (upper left) h, (upper centre) H, and (upper right) A, as a function of m_A. The corresponding efficiency for the GF production process is shown in the lower row. The contributions from the two event categories C1 and C2 are combined. The results are integrated over $\tan\beta$, since the efficiency does not strongly depend on this quantity. The band shows the change in efficiency due to the limited number of simulated events.

function convolved with a Gaussian, that accounts for detector resolution. This analytical expression provides a good description of the signal shape for all the m_A and $\tan\beta$ values. The three functions are denoted F_h, F_H, and F_A, and contain the mass and width of the Breit–Wigner and the width of the Gaussian as free parameters. The function F_{sig} represents the expected signal yield, and it is a linear combination of the three functions described above:

$$F_{sig} = w_h F_h + w_H F_H + w_A F_A, \tag{2}$$

where w_h, w_H, and w_A, are the number of events containing h, H, and A bosons, respectively, calculated according to their expected production cross sections. An example of this procedure is shown in Fig. 6 (top) for $m_A = 150$ GeV and $\tan\beta = 30$. The highest peak represents the superposition of the contributions from H and A bosons, that in this case are almost degenerate in mass.

Since the Drell–Yan muon pair production is the dominant background process, it is modeled by a Breit–Wigner function plus a photon-exchange term, which is proportional to $1/m^2_{\mu^+\mu^-}$. Defining $m = m_{\mu^+\mu^-}$, the function F_{bkg} becomes:

$$F_{bkg} = e^{\lambda m}\left[\frac{f_Z}{N_1^{norm}}\frac{1}{(m-m_Z)^2+\frac{\Gamma_Z^2}{4}} + \frac{(1-f_Z)}{N_2^{norm}}\frac{1}{m^2}\right], \tag{3}$$

where $e^{\lambda m}$ describes the effects of the PDF, and the N_i^{norm} terms correspond to the integral of the corresponding functions in the chosen mass range. The quantity f_Z represents the contribution of the Breit–Wigner term relative to the photon-exchange term. The quantities λ and f_Z are free parameters of the fit. The parameters Γ_Z and m_Z are determined separately for the C1 and the C2 events from a fit to the $m_{\mu^+\mu^-}$ distribution in the mass range of the Z boson between 80 and 120 GeV. The fit provides the effective values of such quantities, that include detector and resolution effects for each set of data. Their values are used in F_{bkg} and are kept constant in the fit.

A linear combination of the two functions for the expected signal and background is then used in an unbinned likelihood fit to the data:

$$F_{fit} = (1 - f_{bkg})\, F_{sig} + f_{bkg}\, F_{bkg}. \tag{4}$$

The parameters that describe the signal are determined in the fit of the simulated signal to Eq. (2), for each pair of m_A and $\tan\beta$ values. Subsequently, they are fixed in F_{fit}, where the free parameters are the quantities λ, f_Z, and f_{bkg}. The fraction of signal events is defined as $f_{sig} = (1 - f_{bkg})$. The data are fitted to F_{fit} in the mass range from 115 to 300 GeV for each point in the m_A and $\tan\beta$ parameter space. As an example, the fit to the data of C2 at $\sqrt{s} = 8$ TeV is illustrated in Fig. 6, (bottom), assuming a signal with $m_A = 150$ GeV and $\tan\beta = 30$.

7. Systematic uncertainties

The following sources of systematic uncertainties are taken into account, and the impact of one standard deviation change is reported in terms of a variation in the nominal signal efficiency defined in Section 5.

The limited number of simulated events introduces an uncertainty in the signal selection efficiency that is at most 2.0%. The muon trigger, reconstruction, identification, and isolation efficiencies are determined from data using a tag-and-probe technique [38]. The uncertainty in the trigger efficiency correction is

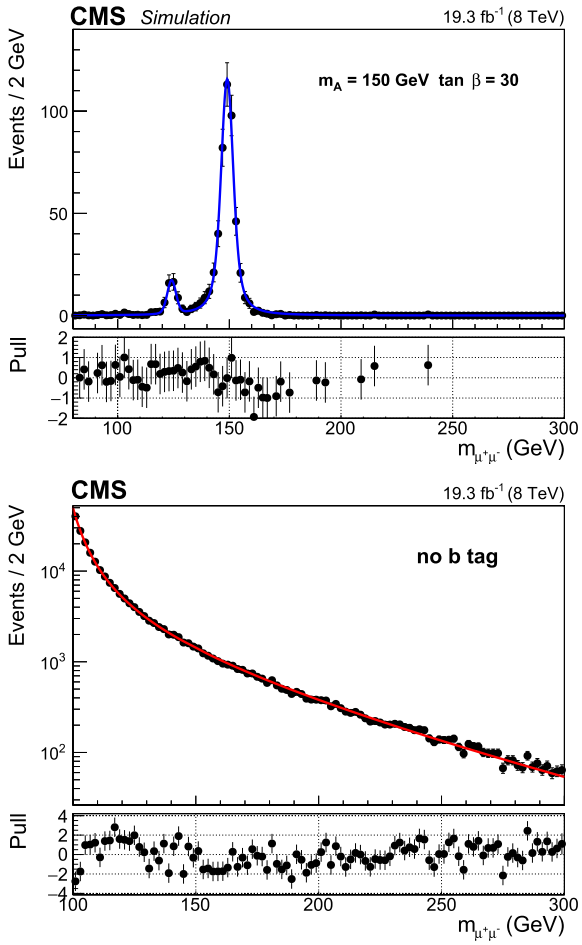

Fig. 6. Invariant mass distribution of the expected signal for $m_A = 150$ GeV and $\tan\beta = 30$ (top), and an example of the fit to the data at $\sqrt{s} = 8$ TeV including the same signal assumption (bottom). The distribution represents the expected number of events for an integrated luminosity of 19.3 fb^{-1}. For each plot the pull of the fit as a function of the dimuon invariant mass is shown.

0.5%, whereas 1.0% is assigned to the combination of uncertainties in muon reconstruction and identification, as well as on isolation efficiencies.

A systematic uncertainty in the pileup multiplicity is evaluated by changing the total cross section for inelastic pp collisions in simulation. The corresponding uncertainty on the signal efficiency is at most 0.8% in both categories.

The event fractions in the two categories depend on the b tagging efficiency and the mistagging probability. The uncertainty in the b tagging efficiency is estimated by comparing data and simulated events with samples of enriched b quark content and different topologies, as described in Ref. [52]. The uncertainty in the efficiency to detect b jets is about 3.0%. Similarly, the uncertainty in the mistagging rate is about 10%. Their overall contribution to the selection efficiency is weighted by the fraction of AP and GF events that are expected in each event category, which depends on m_A and $\tan\beta$. The largest overall uncertainty is 3.0% for C1, and 0.4% for C2 events.

The jet energy scale uncertainty is estimated by smearing the jet momentum by a factor depending on p_T and η of each jet, as described in Ref. [37]. The effect on signal selection efficiency is 4.0% for events that belong to the C1 and 0.5% for the C2 categories, at $\sqrt{s} = 8$ TeV. For $\sqrt{s} = 7$ TeV the corresponding numbers are 3.8% and 0.6%. The uncertainty in the E_T^{miss} scale and resolution is estimated through comparisons between data and simulation [53,54]. The effect on the signal selection efficiency is 3.0% and 2.0%, the same for both categories, for the sample with $\sqrt{s} = 8$ and 7 TeV, respectively. The uncertainty in the integrated luminosity is 2.6% and 2.2% at $\sqrt{s} = 8$ and 7 TeV, respectively [55,56].

Table 3
Sources of systematic uncertainties for C1 and C2 event categories that affect the signal efficiency at $\sqrt{s} = 8$ TeV. They are expressed in terms of relative signal selection efficiency. When the systematic uncertainty at $\sqrt{s} = 7$ TeV differs from $\sqrt{s} = 8$ TeV, the corresponding value is quoted in parenthesis.

Source	Systematic uncertainty (%)	
	C1	C2
MC statistics	2.0	2.0
Trigger efficiency	0.5	0.5
Muon efficiency	1.0	1.0
Muon isolation	1.0	1.0
Pileup	0.8	0.8
b tagging	3.0	0.4
Jet energy scale	4.0 (3.8)	0.5 (0.6)
E_T^{miss}	3.0 (2.0)	3.0 (2.0)
Integrated luminosity	2.6 (2.2)	2.6 (2.2)
PDFs	3.0	3.0
Width correction	1–3	1–5

Uncertainties due to the choice of PDF set affect the signal efficiency, and are studied using the PDF4LHC [57] prescription. The renormalization and factorization scales in the calculations and their changes are summarized in Refs. [16–18]. The effect on the signal selection efficiency varies from 1.0% to 3.0% over the m_A and $\tan\beta$ parameter space. The choice of 3.0% is taken as the systematic uncertainty.

The efficiency is determined for events with generated mass values within a window of a factor of 3 of the intrinsic width of the Higgs boson, as described in Section 5. The difference relative to the efficiency obtained using a cutoff of a factor of 5 of the intrinsic width is assigned as a systematic uncertainty. The uncertainty is between 1% to 3% for the C1 and 1% to 5% for the C2 categories.

Table 3 lists the systematic uncertainties that affect the determination of signal efficiency. The impact of these systematic uncertainties on the exclusion limits that will be presented in Section 8 is negligible compared to the statistical uncertainty. All the systematic uncertainties in Table 3 are correlated for the $\sqrt{s} = 7$ TeV and 8 TeV data, with the exception of the uncertainties related to the limited MC statistics and the integrated luminosity.

The uncertainties in the MSSM cross sections depend on m_A, $\tan\beta$, and the scenario, and are provided by the LHC Higgs Cross Section Working Group [16–18]. The signal events are generated using PYTHIA, assuming the parameters of the m_h^{max} scenario, as discussed in Section 3. The different benchmarks are expected to affect the production cross section, but not the kinematic properties of the events related to Higgs boson production and decay. To check this assumption, events are generated with PYTHIA using the parameters for the m_h^{mod+}, m_h^{mod-}, light stop and light stau benchmarks, assuming $m_A = 150$ GeV and $\tan\beta = 20$. The events are generated for both the GF and the AP mechanisms, and the Higgs boson p_T and the E_T^{miss} of the events are compared at generator level for the various benchmark scenarios. No significant differences are observed in the distributions of these quantities.

Since the number of background events is determined through a fit to the data, an additional systematic uncertainty arises from the possibility that the background parametrization may not adequately describe the data as a function of the dimuon invariant mass. A method similar to that described in Ref. [10] is used to evaluate the effect, by estimating the uncertainty through the bias in terms of the number of signal events that are found when fit-

ting the signal + background model (as described in Section 6) to pseudo-data generated for different alternative background models. Such alternative background parametrizations include Bernstein polynomials and combinations of Voigtian and exponential functions. Bias estimates are performed for mass points between $m_A = 115$ and 300 GeV. For each m_A value, the largest bias among the tested functions is taken as the resulting uncertainty. The bias is implemented as a floating additive contribution to the number of signal events, constrained by a Gaussian probability density with mean of zero and width set to the systematic uncertainty. The width of the Gaussian is the largest systematic uncertainty, and the effect is to increase the expected limit on the presence of a signal by 20% in the region near $m_A = 120$ GeV and by about 10% at larger mass values.

In the mass range between 115 and 300 GeV, that is relevant for this analysis, the mass resolution is estimated to be between 1.2 and 4 GeV. Uncertainties in the muon momentum determination can affect the invariant mass measurement, and have been carefully studied in data and simulation [38]. The dimuon invariant mass resolution for masses above the Z peak has been previously studied in the search for a SM Higgs decaying to a dimuon pair [58]. The mass resolution determined from data at the Z mass value is 1 GeV, in excellent agreement with the prediction from simulation. This value is consistent with the mass resolution of 1.2 GeV that we estimate from simulation for a mass of 115 GeV, that corresponds to the lower edge of the Higgs mass range considered in this analysis.

The overall capability of the analysis to detect the presence of a signal is verified by introducing a hypothetical simulated signal in the data using the shape parametrization discussed in Section 6. The average measured number of signal events is found to be within 1.3% of the injected signal for the C1 category, and within 4.3% for the C2 category. These differences are assigned as systematic uncertainties.

8. Results

No evidence of MSSM Higgs bosons production is observed in the mass range between 115 and 300 GeV, where the analysis has been performed. Upper limits at 95% confidence level (CL) on the parameter $\tan\beta$ are computed using the $\mathrm{CL_s}$ method [59, 60], which is a modified frequentist criterion, and are presented as a function of m_A. Systematic uncertainties are incorporated as nuisance parameters and treated according to the frequentist paradigm [61]. The results are obtained from a combination of both event categories and centre-of-mass energies. For each value of m_A, the value of $\tan\beta$ at which the CL exceeds 95% is chosen to define the exclusion limit on that m_A. This is performed for all the m_A values and the results are shown in Fig. 7. These results are obtained within the $m_{\mathrm{h}}^{\mathrm{mod+}}$ scenario. The observed upper limits range from $\tan\beta$ of about 15 in the low-m_A region, to above 40 at $m_A = 300$ GeV. For larger values of m_A the uncertainty on the $\tan\beta$ upper limit becomes large, exceeding $\tan\beta = 50$, for which the MSSM cross-section predictions are not reliable.

A comparison with the results obtained for the $m_{\mathrm{h}}^{\mathrm{mod-}}$, $m_{\mathrm{h}}^{\mathrm{max}}$, light stop and light stau scenarios is also performed. The exclusion limits computed within these other benchmark models are all very similar. For any value of m_A, the quantity $\Delta\tan\beta = \tan\beta_{m_{\mathrm{h}}^{\mathrm{mod+}}} - \tan\beta_{\mathrm{scenario}}$ represents the difference of the $\tan\beta$ values at which the 95% CL limit is determined if an alternative scenario is used. Fig. 8 shows the quantity $\Delta\tan\beta$ as a function of m_A for all the tested scenarios. For most m_A values, the 95% CL limits on $\tan\beta$ computed within a given scenario differ by less than one unit from the results obtained within the $m_{\mathrm{h}}^{\mathrm{mod+}}$ scenario.

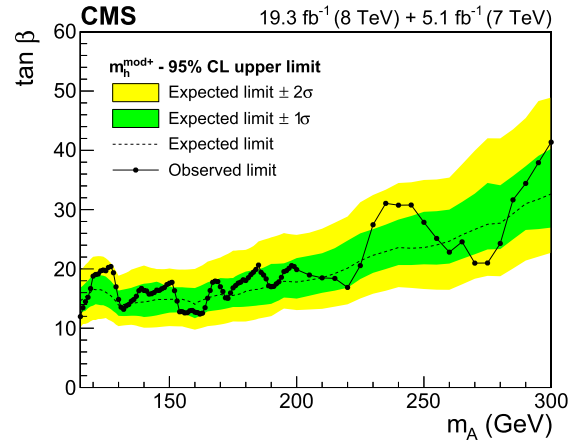

Fig. 7. The 95% CL upper limit on $\tan\beta$ as a function of m_A, after combining the data from the two event categories at the two centre-of-mass energies (7 and 8 TeV). The results are obtained in the framework of the $m_{\mathrm{h}}^{\mathrm{mod+}}$ benchmark scenario.

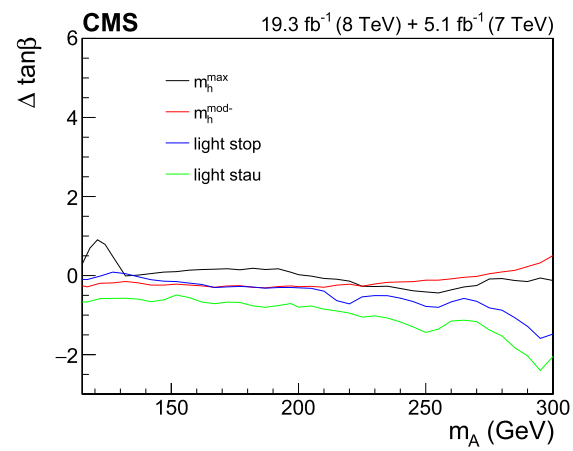

Fig. 8. Comparison of the 95% CL exclusion limits on $\tan\beta$ obtained within MSSM benchmark models, as a function of m_A. The quantity $\Delta\tan\beta = \tan\beta_{m_{\mathrm{h}}^{\mathrm{mod+}}} - \tan\beta_{\mathrm{scenario}}$ represents the difference in $\tan\beta$ at which the 95% CL limit is obtained for alternative scenarios.

Limits on the production cross section times decay branching fraction $\sigma\,\mathcal{B}(\phi \to \mu^+\mu^-)$ for a generic single neutral boson ϕ are determined. In this model independent analysis no assumption is made on the cross section, mass, and width of the ϕ bosons, which is sought as a single resonance with mass m_ϕ. The analysis is performed assuming the narrow width approximation, for which the intrinsic width of the signal is smaller than the invariant mass resolution. For this purpose the simulated signal of the A boson for the case $\tan\beta = 10$ is used as a template to compute the detection efficiency for a generic ϕ boson decaying to a muon pair. The single ϕ boson is assumed to be produced entirely either via the AP or the GF process, and the search for a single resonance with mass m_ϕ is performed. The 95% CL exclusion on $\sigma\,\mathcal{B}(\phi \to \mu^+\mu^-)$ is determined as a function of m_ϕ, separately for the two production mechanisms. The combination of events belonging to C1 and C2 is shown in Fig. 9, assuming the ϕ boson is produced either via the AP or the GF process. Only data collected at $\sqrt{s} = 8$ TeV are used, as they provide a better sensitivity because of the higher luminosity. In addition, since the ϕ production cross section depends on the centre-of-mass energy, a combination with the 7 TeV results would introduce a model

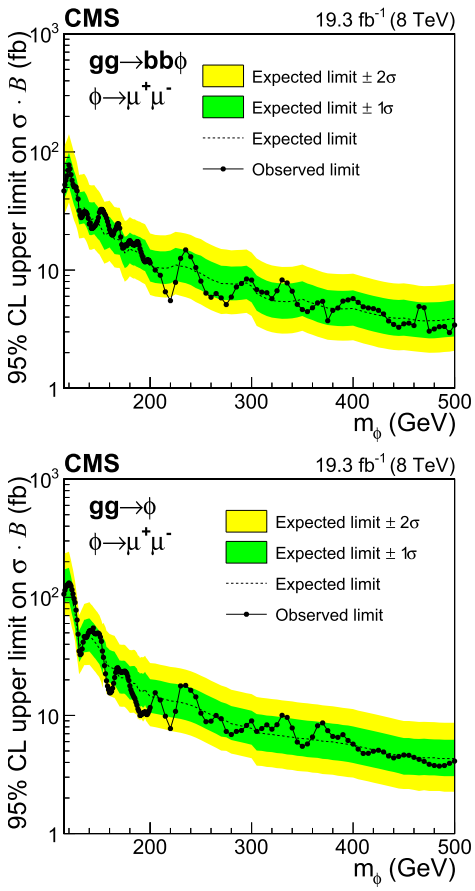

Fig. 9. The 95% CL limit on the product of the cross section and the decay branching fraction to two muons as a function of m_ϕ, obtained from a model independent analysis of the data. The results refer to (top) b quark associated and (bottom) gluon fusion production, obtained using data collected at $\sqrt{s} = 8$ TeV.

dependence in the description of the cross section evolution with energy.

9. Summary

A search has been performed for neutral MSSM Higgs bosons decaying to $\mu^+\mu^-$ from pp collisions collected with the CMS experiment at $\sqrt{s} = 7$ and 8 TeV, corresponding to integrated luminosities of 5.1 and 19.3 fb^{-1}, respectively. The analysis is sensitive to Higgs boson production via gluon fusion, and via association with a $b\bar{b}$ quark pair. The results of the search, which has been performed in the mass range between 115 and 300 GeV, are presented in the m_h^{mod+} framework of the MSSM. With no evidence for MSSM Higgs boson production, this analysis excludes at 95% CL values of $\tan\beta$ larger than 40 for Higgs boson masses up to 300 GeV. Comparisons with m_h^{mod-}, m_h^{max}, light stop, and light stau scenarios are also presented, and offer very similar results relative to the m_h^{mod+} benchmark. Limits are determined on the product of the cross section and branching fraction $\sigma\,\mathcal{B}(\phi \to \mu^+\mu^-)$ for a generic neutral boson ϕ at $\sqrt{s} = 8$ TeV, without any assumptions on the MSSM parameters. In this case the ϕ boson is assumed to be produced either in association with a $b\bar{b}$ quark pair or directly through gluon fusion, and sought as a single resonance with mass m_ϕ. Exclusion limits are in the mass region from 115 to 500 GeV. For $m_\phi = 500$ GeV, values $\sigma\,\mathcal{B}(\phi \to \mu^+\mu^-) > 4$ fb are excluded at 95% CL for both production mechanisms. These are the most stringent results in the dimuon channel to date.

Acknowledgements

We congratulate our colleagues in the CERN accelerator departments for the excellent performance of the LHC and thank the technical and administrative staffs at CERN and at other CMS institutes for their contributions to the success of the CMS effort. In addition, we gratefully acknowledge the computing centres and personnel of the Worldwide LHC Computing Grid for delivering so effectively the computing infrastructure essential to our analyses. Finally, we acknowledge the enduring support for the construction and operation of the LHC and the CMS detector provided by the following funding agencies: BMWFW and FWF (Austria); F.R.S. - FNRS and FWO (Belgium); CNPq, CAPES, FAPERJ, and FAPESP (Brazil); MES (Bulgaria); CERN; CAS, MOST, and NSFC (China); COLCIENCIAS (Colombia); MSES and CSF (Croatia); RPF (Cyprus); MoER, ERC IUT and ERDF (Estonia); Academy of Finland, MEC, and HIP (Finland); CEA and CNRS/IN2P3 (France); BMBF, DFG, and HGF (Germany); GSRT (Greece); OTKA and NIH (Hungary); DAE and DST (India); IPM (Iran); SFI (Ireland); INFN (Italy); NRF and WCU (Republic of Korea); LAS (Lithuania); MOE and UM (Malaysia); CINVESTAV, CONACYT, SEP, and UASLP-FAI (Mexico); MBIE (New Zealand); PAEC (Pakistan); MSHE and NSC (Poland); FCT (Portugal); JINR (Dubna); MON, RosAtom, RAS and RFBR (Russia); MESTD (Serbia); SEIDI and CPAN (Spain); Swiss Funding Agencies (Switzerland); MST (Taipei); ThEPCenter, IPST, STAR and NSTDA (Thailand); TUBITAK and TAEK (Turkey); NASU and SFFR (Ukraine); STFC (United Kingdom); DOE and NSF (USA).

Individuals have received support from the Marie-Curie programme and the European Research Council and EPLANET (European Union); the Leventis Foundation; the A. P. Sloan Foundation; the Alexander von Humboldt Foundation; the Belgian Federal Science Policy Office; the Fonds pour la Formation à la Recherche dans l'Industrie et dans l'Agriculture (FRIA-Belgium); the Agentschap voor Innovatie door Wetenschap en Technologie (IWT-Belgium); the Ministry of Education, Youth and Sports (MEYS) of the Czech Republic; the Council of Science and Industrial Research, India; the HOMING PLUS programme of Foundation for Polish Science, cofinanced from European Union, Regional Development Fund; the Compagnia di San Paolo (Torino); the Consorzio per la Fisica (Trieste); MIUR project 20108T4XTM (Italy); the Thalis and Aristeia programmes cofinanced by EU-ESF and the Greek NSRF; the National Priorities Research Program by Qatar National Research Fund; the Rachadapisek Sompot Fund for Postdoctoral Fellowship, Chulalongkorn University (Thailand); and the Welch Foundation.

References

[1] S.L. Glashow, Partial-symmetries of weak interactions, Nucl. Phys. 22 (1961) 579, http://dx.doi.org/10.1016/0029-5582(61)90469-2.
[2] S. Weinberg, A model of leptons, Phys. Rev. Lett. 19 (1967) 1264, http://dx.doi.org/10.1103/PhysRevLett.19.1264.
[3] A. Salam, Weak and electromagnetic interactions, in: N. Svartholm (Ed.), Proceedings of the Eighth Nobel Symposium. Elementary Particle Physics: Relativistic Groups and Analyticity, Almqvist & Wiksell, Stockholm, 1968, p. 367.
[4] F. Englert, R. Brout, Broken symmetry and the mass of gauge vector mesons, Phys. Rev. Lett. 13 (1964) 321, http://dx.doi.org/10.1103/PhysRevLett.13.321.
[5] P.W. Higgs, Broken symmetries, massless particles and gauge fields, Phys. Lett. 12 (1964) 132, http://dx.doi.org/10.1016/0031-9163(64)91136-9.
[6] P.W. Higgs, Broken symmetries and the masses of gauge bosons, Phys. Rev. Lett. 13 (1964) 508, http://dx.doi.org/10.1103/PhysRevLett.13.508.
[7] G.S. Guralnik, C.R. Hagen, T.W.B. Kibble, Global conservation laws and massless particles, Phys. Rev. Lett. 13 (1964) 585, http://dx.doi.org/10.1103/PhysRevLett.13.585.
[8] ATLAS Collaboration, Observation of a new particle in the search for the Standard Model Higgs boson with the ATLAS detector at the LHC, Phys. Lett. B 716 (2012) 1, http://dx.doi.org/10.1016/j.physletb.2012.08.020, arXiv:1207.7214.
[9] CMS Collaboration, Observation of a new boson at a mass of 125 GeV with the CMS experiment at the LHC, Phys. Lett. B 716 (2012) 30, http://dx.doi.org/10.1016/j.physletb.2012.08.021, arXiv:1207.7235.

[10] CMS Collaboration, Observation of a new boson with mass near 125 GeV in pp collisions at $\sqrt{s} = 7$ and 8 TeV, J. High Energy Phys. 06 (2013) 081, http://dx.doi.org/10.1007/JHEP06(2013)081, arXiv:1303.4571.

[11] Y.A. Golfand, E.P. Likhtman, Extension of the algebra of Poincare group generators and violation of p invariance, JETP Lett. 13 (1971) 323.

[12] J. Wess, B. Zumino, Supergauge transformations in four dimensions, Nucl. Phys. B 70 (1974) 39, http://dx.doi.org/10.1016/0550-3213(74)90355-1.

[13] P. Fayet, Supergauge invariant extension of the Higgs mechanism and a model for the electron and its neutrino, Nucl. Phys. B 90 (1975) 104, http://dx.doi.org/10.1016/0550-3213(75)90636-7.

[14] P. Fayet, Spontaneously broken supersymmetric theories of weak, electromagnetic and strong interactions, Phys. Lett. B 69 (1977) 489, http://dx.doi.org/10.1016/0370-2693(77)90852-8.

[15] G. Degrassi, S. Heinemeyer, W. Hollik, P. Slavich, G. Weiglein, Towards high-precision predictions for the MSSM Higgs sector, Eur. Phys. J. C 28 (2003) 133, http://dx.doi.org/10.1140/epjc/s2003-01152-2, arXiv:hep-ph/0212020.

[16] LHC Higgs Cross Section Working Group, S. Dittmaier, et al., Handbook of LHC Higgs cross sections: 1. Inclusive observables, CERN report CERN-2011-002, 2011, http://dx.doi.org/10.5170/CERN-2011-002, arXiv:1101.0593.

[17] LHC Higgs Cross Section Working Group, S. Dittmaier, et al., Handbook of LHC Higgs cross sections: 2. Differential distributions, CERN report CERN-2012-002, 2012, http://dx.doi.org/10.5170/CERN-2012-002, arXiv:1201.3084.

[18] S. Heinemeyer, et al., Handbook of LHC Higgs cross sections: 3. Higgs properties, CERN report CERN-2013-004, 2013, http://dx.doi.org/10.5170/CERN-2013-004, arXiv:1307.1347.

[19] S. Heinemeyer, W. Hollik, G. Weiglein, Constraints on $\tan\beta$ in the MSSM from the upper bound on the mass of the lightest Higgs boson, J. High Energy Phys. 06 (2000) 009, http://dx.doi.org/10.1088/1126-6708/2000/06/009, arXiv:hep-ph/9909540.

[20] LHCb Collaboration, Limits on neutral Higgs boson production in the forward region in pp collisions at $\sqrt{s} = 7$ TeV, J. High Energy Phys. 05 (2013) 132, http://dx.doi.org/10.1007/JHEP05(2013)132, arXiv:1304.2591.

[21] ATLAS Collaboration, Search for the neutral Higgs bosons of the minimal supersymmetric standard model in pp collisions at $\sqrt{s} = 7$ TeV with the ATLAS detector, J. High Energy Phys. 02 (2013) 095, http://dx.doi.org/10.1007/JHEP02(2013)095, arXiv:1211.6956.

[22] ATLAS Collaboration, Search for neutral Higgs bosons of the minimal supersymmetric standard model in pp collisions at $\sqrt{s} = 8$ TeV with the ATLAS detector, J. High Energy Phys. 11 (2014) 056, http://dx.doi.org/10.1007/JHEP11(2014)056, arXiv:1409.6064.

[23] CMS Collaboration, Search for neutral MSSM Higgs bosons decaying to a pair of tau leptons in pp collisions, J. High Energy Phys. 10 (2014) 160, http://dx.doi.org/10.1007/JHEP10(2014)160, arXiv:1408.3316.

[24] CMS Collaboration, Search for a Higgs boson decaying into a b-quark pair and produced in association with b quarks in proton–proton collisions at 7 TeV, Phys. Lett. B 722 (2013) 207, http://dx.doi.org/10.1016/j.physletb.2013.04.017, arXiv:1302.2892.

[25] CMS Collaboration, Search for neutral MSSM Higgs bosons decaying into a pair of bottom quarks, J. High Energy Phys. (2015), submitted for publication, arXiv:1506.08329.

[26] T. Aaltonen, et al., CDF, Search for Higgs bosons predicted in two-Higgs-doublet models via decays to tau lepton pairs in 1.96 TeV $p\bar{p}$ collisions, Phys. Rev. Lett. 103 (2009) 201801, http://dx.doi.org/10.1103/PhysRevLett.103.201801, arXiv:0906.1014.

[27] T. Aaltonen, et al., CDF, Search for Higgs bosons produced in association with b-quarks, Phys. Rev. D 85 (2012) 032005, http://dx.doi.org/10.1103/PhysRevD.85.032005, arXiv:1106.4782.

[28] V.M. Abazov, et al., D0, Search for neutral Higgs bosons in the multi-b-jet topology in 5.2 fb^{-1} of $p\bar{p}$ collisions at $\sqrt{s} = 1.96$ TeV, Phys. Lett. B 698 (2011) 97, http://dx.doi.org/10.1016/j.physletb.2011.02.062, arXiv:1011.1931.

[29] V.M. Abazov, et al., D0, Search for Higgs bosons decaying to $\tau\tau$ pairs in $p\bar{p}$ collisions at $\sqrt{s} = 1.96$ TeV, Phys. Lett. B 707 (2012) 323, http://dx.doi.org/10.1016/j.physletb.2011.12.050, arXiv:1106.4555.

[30] ALEPH Collaboration, DELPHI Collaboration, L3 Collaboration, OPAL Collaboration, LEP Working Group for Higgs Boson Searches, Search for neutral MSSM Higgs bosons at LEP, Eur. Phys. J. C 47 (2006) 547, http://dx.doi.org/10.1140/epjc/s2006-02569-7, arXiv:hep-ex/0602042.

[31] M. Carena, S. Heinemeyer, O. Stål, E.M. Wagner, G. Weiglein, MSSM Higgs boson searches at the LHC: benchmark scenarios after the Discovery of a Higgs-like particle, Eur. Phys. J. C 73 (2013) 2552, http://dx.doi.org/10.1140/epjc/s10052-013-2552-1, arXiv:1302.7033.

[32] S. Heinemeyer, O. Stål, G. Weiglein, Interpreting the LHC Higgs search results in the MSSM, Phys. Lett. B 710 (2012) 201, http://dx.doi.org/10.1016/j.physletb.2012.02.084, arXiv:1112.3026.

[33] CMS Collaboration, The CMS experiment at the CERN LHC, J. Instrum. 3 (2008) S08004, http://dx.doi.org/10.1088/1748-0221/3/08/S08004.

[34] CMS Collaboration, Particle-flow event reconstruction in CMS and performance for jets, taus, and $E_{\mathrm{T}}^{\mathrm{miss}}$, CMS physics analysis summary CMS-PAS-PFT-09-001, 2009, http://cdsweb.cern.ch/record/1194487.

[35] M. Cacciari, G.P. Salam, G. Soyez, The anti-k_t jet clustering algorithm, J. High Energy Phys. 04 (2008) 063, http://dx.doi.org/10.1088/1126-6708/2008/04/063, arXiv:0802.1189.

[36] M. Cacciari, G.P. Salam, G. Soyez, FastJet user manual, Eur. Phys. J. C 72 (2012) 1896, http://dx.doi.org/10.1140/epjc/s10052-012-1896-2, arXiv:1111.6097.

[37] CMS Collaboration, Determination of jet energy calibration and transverse momentum resolution in CMS, J. Instrum. 6 (2011) P11002, http://dx.doi.org/10.1088/1748-0221/6/11/P11002, arXiv:1107.4277.

[38] CMS Collaboration, Performance of CMS muon reconstruction in pp collision events at $\sqrt{s} = 7$ TeV, J. Instrum. 7 (2012) P10002, http://dx.doi.org/10.1088/1748-0221/7/10/P10002.

[39] T. Sjöstrand, S. Mrenna, P.Z. Skands, PYTHIA 6.4 physics and manual, J. High Energy Phys. 05 (2006) 026, http://dx.doi.org/10.1088/1126-6708/2006/05/026, arXiv:hep-ph/0603175.

[40] M. Spira, HIGLU: a program for the calculation of the total higgs production cross-section at hadron colliders via gluon fusion including QCD corrections, arXiv:hep-ph/9510347, 1995.

[41] M. Spira, HIGLU and HDECAY: programs for Higgs boson production at the LHC and Higgs boson decay widths, Nucl. Instrum. Methods A 389 (1997) 357, http://dx.doi.org/10.1016/S0168-9002(97)00129-0, arXiv:hep-ph/9610350.

[42] R.V. Harlander, S. Liebler, H. Mantler, SusHi: a program for the calculation of Higgs production in gluon fusion and bottom-quark annihilation in the Standard Model and the MSSM, Comput. Phys. Commun. 184 (2013) 1605, http://dx.doi.org/10.1016/j.cpc.2013.02.006, arXiv:1212.3249.

[43] S. Dittmaier, M. Krämer, M. Spira, Higgs radiation off bottom quarks at the Fermilab Tevatron and the CERN LHC, Phys. Rev. D 70 (2004) 074010, http://dx.doi.org/10.1103/PhysRevD.70.074010, arXiv:hep-ph/0309204.

[44] S. Dawson, C.B. Jackson, L. Reina, D. Wackeroth, Exclusive Higgs boson production with bottom quarks at hadron colliders, Phys. Rev. D 69 (2004) 074027, http://dx.doi.org/10.1103/PhysRevD.69.074027, arXiv:hep-ph/0311067.

[45] R.V. Harlander, W.B. Kilgore, Higgs boson production in bottom quark fusion at next-to-next-to-leading order, Phys. Rev. D 68 (2003) 013001, http://dx.doi.org/10.1103/PhysRevD.68.013001, arXiv:hep-ph/0304035.

[46] R. Harlander, M. Krämer, M. Schumacher, Bottom-quark associated Higgs-boson production: reconciling the four- and five-flavour scheme approach, arXiv:1112.3478, 2011.

[47] T. Hahn, S. Heinemeyer, W. Hollik, H. Rzehak, G. Weiglein, FeynHiggs 2.7, Nucl. Phys. B, Proc. Suppl. 205–206 (2010) 152, http://dx.doi.org/10.1016/j.nuclphysbps.2010.08.035, arXiv:1007.0956.

[48] A. Djouadi, J. Kalinowski, M. Spira, HDECAY: A Program for Higgs boson decays in the Standard Model and its supersymmetric extension, Comput. Phys. Commun. 108 (1998) 56, http://dx.doi.org/10.1016/S0010-4655(97)00123-9, arXiv:hep-ph/9704448.

[49] T. Stelzer, W.F. Long, Automatic generation of tree level helicity amplitudes, Comput. Phys. Commun. 81 (1994) 357, http://dx.doi.org/10.1016/0010-4655(94)90084-1, arXiv:hep-ph/9401258.

[50] S. Agostinelli, et al., GEANT4, GEANT4—a simulation toolkit, Nucl. Instrum. Methods A 506 (2003) 250, http://dx.doi.org/10.1016/S0168-9002(03)01368-8.

[51] CMS Collaboration, Pileup jet identification, CMS physics analysis summary CMS-PAS-JME-13-005, http://cdsweb.cern.ch/record/1581583, 2013.

[52] CMS Collaboration, Identification of b-quark jets with the CMS experiment, J. Instrum. 8 (2013) P04013, http://dx.doi.org/10.1088/1748-0221/8/04/P04013, arXiv:1211.4462.

[53] CMS Collaboration, Missing transverse energy performance of the CMS detector, J. Instrum. 6 (2011) P09001, http://dx.doi.org/10.1088/1748-0221/6/09/P09001, arXiv:1106.5048.

[54] CMS Collaboration, Performance of the CMS missing transverse momentum reconstruction in pp data at $\sqrt{s} = 8$ TeV, J. Instrum. 10 (2015) P02006, http://dx.doi.org/10.1088/1748-0221/10/02/P02006, arXiv:1411.0511.

[55] CMS Collaboration, Absolute calibration of the luminosity measurement at CMS: winter 2012 update, CMS physics analysis summary CMS-PAS-SMP-12-008 http://cdsweb.cern.ch/record/1434360, 2012.

[56] CMS Collaboration, CMS luminosity based on pixel cluster counting – summer 2013 update, CMS physics analysis summary CMS-PAS-LUM-13-001 http://cdsweb.cern.ch/record/1598864, 2013.

[57] D. Bourilkov, R.C. Group, M.R. Whalley, LHAPDF: PDF Use from the Tevatron to the LHC, arXiv:hep-ph/0605240, 2006.

[58] CMS Collaboration, Search for a standard model-like Higgs boson in the $\mu^+\mu^-$ and e^+e^- decay channels at the LHC, Phys. Lett. B 744 (2015) 184, http://dx.doi.org/10.1016/j.physletb.2015.03.048, arXiv:1410.6679.

[59] A.L. Read, Presentation of search results: the CLs technique, J. Phys. G 28 (2002) 2693, http://dx.doi.org/10.1088/0954-3899/28/10/313.

[60] T. Junk, Confidence level computation for combining searches with small statistics, Nucl. Instrum. Methods A 434 (1999) 435, http://dx.doi.org/10.1016/S0168-9002(99)00498-2, arXiv:hep-ex/9902006.

[61] ATLAS Collaboration, CMS Collaborations, LHC Higgs Combination Group, Procedure for the LHC Higgs boson search combination in summer 2011, Technical report ATL-PHYS-PUB 2011-11, CMS NOTE 2011/005, 2011, http://cdsweb.cern.ch/record/1379837.

CMS Collaboration

V. Khachatryan, A.M. Sirunyan, A. Tumasyan

Yerevan Physics Institute, Yerevan, Armenia

W. Adam, E. Asilar, T. Bergauer, J. Brandstetter, E. Brondolin, M. Dragicevic, J. Erö, M. Flechl, M. Friedl, R. Frühwirth [1], V.M. Ghete, C. Hartl, N. Hörmann, J. Hrubec, M. Jeitler [1], V. Knünz, A. König, M. Krammer [1], I. Krätschmer, D. Liko, T. Matsushita, I. Mikulec, D. Rabady [2], B. Rahbaran, H. Rohringer, J. Schieck [1], R. Schöfbeck, J. Strauss, W. Treberer-Treberspurg, W. Waltenberger, C.-E. Wulz [1]

Institut für Hochenergiephysik der OeAW, Wien, Austria

V. Mossolov, N. Shumeiko, J. Suarez Gonzalez

National Centre for Particle and High Energy Physics, Minsk, Belarus

S. Alderweireldt, T. Cornelis, E.A. De Wolf, X. Janssen, A. Knutsson, J. Lauwers, S. Luyckx, S. Ochesanu, R. Rougny, M. Van De Klundert, H. Van Haevermaet, P. Van Mechelen, N. Van Remortel, A. Van Spilbeeck

Universiteit Antwerpen, Antwerpen, Belgium

S. Abu Zeid, F. Blekman, J. D'Hondt, N. Daci, I. De Bruyn, K. Deroover, N. Heracleous, J. Keaveney, S. Lowette, L. Moreels, A. Olbrechts, Q. Python, D. Strom, S. Tavernier, W. Van Doninck, P. Van Mulders, G.P. Van Onsem, I. Van Parijs

Vrije Universiteit Brussel, Brussel, Belgium

P. Barria, C. Caillol, B. Clerbaux, G. De Lentdecker, H. Delannoy, D. Dobur, G. Fasanella, L. Favart, A.P.R. Gay, A. Grebenyuk, T. Lenzi, A. Léonard, T. Maerschalk, A. Mohammadi, L. Perniè, A. Randle-conde, T. Reis, T. Seva, L. Thomas, C. Vander Velde, P. Vanlaer, J. Wang, F. Zenoni, F. Zhang [3]

Université Libre de Bruxelles, Bruxelles, Belgium

K. Beernaert, L. Benucci, A. Cimmino, S. Crucy, A. Fagot, G. Garcia, M. Gul, J. Mccartin, A.A. Ocampo Rios, D. Poyraz, D. Ryckbosch, S. Salva, M. Sigamani, N. Strobbe, M. Tytgat, W. Van Driessche, E. Yazgan, N. Zaganidis

Ghent University, Ghent, Belgium

S. Basegmez, C. Beluffi [4], O. Bondu, G. Bruno, R. Castello, A. Caudron, L. Ceard, G.G. Da Silveira, C. Delaere, D. Favart, L. Forthomme, A. Giammanco [5], J. Hollar, A. Jafari, P. Jez, M. Komm, V. Lemaitre, A. Mertens, C. Nuttens, L. Perrini, A. Pin, K. Piotrzkowski, A. Popov [6], L. Quertenmont, M. Selvaggi, M. Vidal Marono

Université Catholique de Louvain, Louvain-la-Neuve, Belgium

N. Beliy, T. Caebergs, G.H. Hammad

Université de Mons, Mons, Belgium

W.L. Aldá Júnior, G.A. Alves, L. Brito, M. Correa Martins Junior, T. Dos Reis Martins, C. Hensel, C. Mora Herrera, A. Moraes, M.E. Pol, P. Rebello Teles

Centro Brasileiro de Pesquisas Fisicas, Rio de Janeiro, Brazil

E. Belchior Batista Das Chagas, W. Carvalho, J. Chinellato [7], A. Custódio, E.M. Da Costa, D. De Jesus Damiao, C. De Oliveira Martins, S. Fonseca De Souza, L.M. Huertas Guativa, H. Malbouisson, D. Matos Figueiredo, L. Mundim, H. Nogima, W.L. Prado Da Silva, A. Santoro, A. Sznajder, E.J. Tonelli Manganote [7], A. Vilela Pereira

Universidade do Estado do Rio de Janeiro, Rio de Janeiro, Brazil

S. Ahuja, C.A. Bernardes [b], A. De Souza Santos, S. Dogra [a], T.R. Fernandez Perez Tomei [a], E.M. Gregores [b], P.G. Mercadante [b], C.S. Moon [a,8], S.F. Novaes [a], Sandra S. Padula [a], D. Romero Abad, J.C. Ruiz Vargas

[a] Universidade Estadual Paulista, São Paulo, Brazil
[b] Universidade Federal do ABC, São Paulo, Brazil

A. Aleksandrov, V. Genchev [2], R. Hadjiiska, P. Iaydjiev, A. Marinov, S. Piperov, M. Rodozov, S. Stoykova, G. Sultanov, M. Vutova

Institute for Nuclear Research and Nuclear Energy, Sofia, Bulgaria

A. Dimitrov, I. Glushkov, L. Litov, B. Pavlov, P. Petkov

University of Sofia, Sofia, Bulgaria

M. Ahmad, J.G. Bian, G.M. Chen, H.S. Chen, M. Chen, T. Cheng, R. Du, C.H. Jiang, R. Plestina [9], F. Romeo, S.M. Shaheen, J. Tao, C. Wang, Z. Wang, H. Zhang

Institute of High Energy Physics, Beijing, China

C. Asawatangtrakuldee, Y. Ban, Q. Li, S. Liu, Y. Mao, S.J. Qian, D. Wang, Z. Xu, W. Zou

State Key Laboratory of Nuclear Physics and Technology, Peking University, Beijing, China

C. Avila, A. Cabrera, L.F. Chaparro Sierra, C. Florez, J.P. Gomez, B. Gomez Moreno, J.C. Sanabria

Universidad de Los Andes, Bogota, Colombia

N. Godinovic, D. Lelas, D. Polic, I. Puljak

University of Split, Faculty of Electrical Engineering, Mechanical Engineering and Naval Architecture, Split, Croatia

Z. Antunovic, M. Kovac

University of Split, Faculty of Science, Split, Croatia

V. Brigljevic, K. Kadija, J. Luetic, L. Sudic

Institute Rudjer Boskovic, Zagreb, Croatia

A. Attikis, G. Mavromanolakis, J. Mousa, C. Nicolaou, F. Ptochos, P.A. Razis, H. Rykaczewski

University of Cyprus, Nicosia, Cyprus

M. Bodlak, M. Finger [10], M. Finger Jr. [10]

Charles University, Prague, Czech Republic

R. Aly [11], S. Aly [11], E. El-khateeb [12], T. Elkafrawy [12], A. Lotfy [13], A. Mohamed [14], A. Radi [15,12], E. Salama [12,15], A. Sayed [12,15]

Academy of Scientific Research and Technology of the Arab Republic of Egypt, Egyptian Network of High Energy Physics, Cairo, Egypt

B. Calpas, M. Kadastik, M. Murumaa, M. Raidal, A. Tiko, C. Veelken

National Institute of Chemical Physics and Biophysics, Tallinn, Estonia

P. Eerola, M. Voutilainen

Department of Physics, University of Helsinki, Helsinki, Finland

J. Härkönen, V. Karimäki, R. Kinnunen, T. Lampén, K. Lassila-Perini, S. Lehti, T. Lindén, P. Luukka, T. Mäenpää, J. Pekkanen, T. Peltola, E. Tuominen, J. Tuominiemi, E. Tuovinen, L. Wendland

Helsinki Institute of Physics, Helsinki, Finland

J. Talvitie, T. Tuuva

Lappeenranta University of Technology, Lappeenranta, Finland

M. Besancon, F. Couderc, M. Dejardin, D. Denegri, B. Fabbro, J.L. Faure, C. Favaro, F. Ferri, S. Ganjour, A. Givernaud, P. Gras, G. Hamel de Monchenault, P. Jarry, E. Locci, M. Machet, J. Malcles, J. Rander, A. Rosowsky, M. Titov, A. Zghiche

DSM/IRFU, CEA/Saclay, Gif-sur-Yvette, France

S. Baffioni, F. Beaudette, P. Busson, L. Cadamuro, E. Chapon, C. Charlot, T. Dahms, O. Davignon, N. Filipovic, A. Florent, R. Granier de Cassagnac, S. Lisniak, L. Mastrolorenzo, P. Miné, I.N. Naranjo, M. Nguyen, C. Ochando, G. Ortona, P. Paganini, S. Regnard, R. Salerno, J.B. Sauvan, Y. Sirois, T. Strebler, Y. Yilmaz, A. Zabi

Laboratoire Leprince-Ringuet, Ecole Polytechnique, IN2P3-CNRS, Palaiseau, France

J.-L. Agram [16], J. Andrea, A. Aubin, D. Bloch, J.-M. Brom, M. Buttignol, E.C. Chabert, N. Chanon, C. Collard, E. Conte [16], J.-C. Fontaine [16], D. Gelé, U. Goerlach, C. Goetzmann, A.-C. Le Bihan, J.A. Merlin [2], K. Skovpen, P. Van Hove

Institut Pluridisciplinaire Hubert Curien, Université de Strasbourg, Université de Haute Alsace Mulhouse, CNRS/IN2P3, Strasbourg, France

S. Gadrat

Centre de Calcul de l'Institut National de Physique Nucleaire et de Physique des Particules, CNRS/IN2P3, Villeurbanne, France

S. Beauceron, C. Bernet [9], G. Boudoul, E. Bouvier, S. Brochet, C.A. Carrillo Montoya, J. Chasserat, R. Chierici, D. Contardo, B. Courbon, P. Depasse, H. El Mamouni, J. Fan, J. Fay, S. Gascon, M. Gouzevitch, B. Ille, I.B. Laktineh, M. Lethuillier, L. Mirabito, A.L. Pequegnot, S. Perries, J.D. Ruiz Alvarez, D. Sabes, L. Sgandurra, V. Sordini, M. Vander Donckt, P. Verdier, S. Viret, H. Xiao

Université de Lyon, Université Claude Bernard Lyon 1, CNRS-IN2P3, Institut de Physique Nucléaire de Lyon, Villeurbanne, France

T. Toriashvili [17]

Georgian Technical University, Tbilisi, Georgia

Z. Tsamalaidze [10]

Tbilisi State University, Tbilisi, Georgia

C. Autermann, S. Beranek, M. Edelhoff, L. Feld, A. Heister, M.K. Kiesel, K. Klein, M. Lipinski, A. Ostapchuk, M. Preuten, F. Raupach, J. Sammet, S. Schael, J.F. Schulte, T. Verlage, H. Weber, B. Wittmer, V. Zhukov [6]

RWTH Aachen University, I. Physikalisches Institut, Aachen, Germany

M. Ata, M. Brodski, E. Dietz-Laursonn, D. Duchardt, M. Endres, M. Erdmann, S. Erdweg, T. Esch, R. Fischer, A. Güth, T. Hebbeker, C. Heidemann, K. Hoepfner, D. Klingebiel, S. Knutzen, P. Kreuzer, M. Merschmeyer, A. Meyer, P. Millet, M. Olschewski, K. Padeken, P. Papacz, T. Pook, M. Radziej, H. Reithler, M. Rieger, F. Scheuch, L. Sonnenschein, D. Teyssier, S. Thüer

RWTH Aachen University, III. Physikalisches Institut A, Aachen, Germany

V. Cherepanov, Y. Erdogan, G. Flügge, H. Geenen, M. Geisler, W. Haj Ahmad, F. Hoehle, B. Kargoll, T. Kress, Y. Kuessel, A. Künsken, J. Lingemann [2], A. Nehrkorn, A. Nowack, I.M. Nugent, C. Pistone, O. Pooth, A. Stahl

RWTH Aachen University, III. Physikalisches Institut B, Aachen, Germany

M. Aldaya Martin, I. Asin, N. Bartosik, O. Behnke, U. Behrens, A.J. Bell, K. Borras, A. Burgmeier, A. Cakir, L. Calligaris, A. Campbell, S. Choudhury, F. Costanza, C. Diez Pardos, G. Dolinska, S. Dooling, T. Dorland,

G. Eckerlin, D. Eckstein, T. Eichhorn, G. Flucke, E. Gallo, J. Garay Garcia, A. Geiser, A. Gizhko, P. Gunnellini, J. Hauk, M. Hempel [18], H. Jung, A. Kalogeropoulos, O. Karacheban [18], M. Kasemann, P. Katsas, J. Kieseler, C. Kleinwort, I. Korol, W. Lange, J. Leonard, K. Lipka, A. Lobanov, W. Lohmann [18], R. Mankel, I. Marfin [18], I.-A. Melzer-Pellmann, A.B. Meyer, G. Mittag, J. Mnich, A. Mussgiller, S. Naumann-Emme, A. Nayak, E. Ntomari, H. Perrey, D. Pitzl, R. Placakyte, A. Raspereza, P.M. Ribeiro Cipriano, B. Roland, M.Ö. Sahin, J. Salfeld-Nebgen, P. Saxena, T. Schoerner-Sadenius, M. Schröder, C. Seitz, S. Spannagel, K.D. Trippkewitz, C. Wissing

Deutsches Elektronen-Synchrotron, Hamburg, Germany

V. Blobel, M. Centis Vignali, A.R. Draeger, J. Erfle, E. Garutti, K. Goebel, D. Gonzalez, M. Görner, J. Haller, M. Hoffmann, R.S. Höing, A. Junkes, R. Klanner, R. Kogler, T. Lapsien, T. Lenz, I. Marchesini, D. Marconi, D. Nowatschin, J. Ott, F. Pantaleo [2], T. Peiffer, A. Perieanu, N. Pietsch, J. Poehlsen, D. Rathjens, C. Sander, H. Schettler, P. Schleper, E. Schlieckau, A. Schmidt, J. Schwandt, M. Seidel, V. Sola, H. Stadie, G. Steinbrück, H. Tholen, D. Troendle, E. Usai, L. Vanelderen, A. Vanhoefer

University of Hamburg, Hamburg, Germany

M. Akbiyik, C. Barth, C. Baus, J. Berger, C. Böser, E. Butz, T. Chwalek, F. Colombo, W. De Boer, A. Descroix, A. Dierlamm, M. Feindt, F. Frensch, M. Giffels, A. Gilbert, F. Hartmann [2], U. Husemann, F. Kassel [2], I. Katkov [6], A. Kornmayer [2], P. Lobelle Pardo, M.U. Mozer, T. Müller, Th. Müller, M. Plagge, G. Quast, K. Rabbertz, S. Röcker, F. Roscher, H.J. Simonis, F.M. Stober, R. Ulrich, J. Wagner-Kuhr, S. Wayand, T. Weiler, C. Wöhrmann, R. Wolf

Institut für Experimentelle Kernphysik, Karlsruhe, Germany

G. Anagnostou, G. Daskalakis, T. Geralis, V.A. Giakoumopoulou, A. Kyriakis, D. Loukas, A. Markou, A. Psallidas, I. Topsis-Giotis

Institute of Nuclear and Particle Physics (INPP), NCSR Demokritos, Aghia Paraskevi, Greece

A. Agapitos, S. Kesisoglou, A. Panagiotou, N. Saoulidou, E. Tziaferi

University of Athens, Athens, Greece

I. Evangelou, G. Flouris, C. Foudas, P. Kokkas, N. Loukas, N. Manthos, I. Papadopoulos, E. Paradas, J. Strologas

University of Ioánnina, Ioánnina, Greece

G. Bencze, C. Hajdu, A. Hazi, P. Hidas, D. Horvath [19], F. Sikler, V. Veszpremi, G. Vesztergombi [20], A.J. Zsigmond

Wigner Research Centre for Physics, Budapest, Hungary

N. Beni, S. Czellar, J. Karancsi [21], J. Molnar, Z. Szillasi

Institute of Nuclear Research ATOMKI, Debrecen, Hungary

M. Bartók [22], A. Makovec, P. Raics, Z.L. Trocsanyi, B. Ujvari

University of Debrecen, Debrecen, Hungary

P. Mal, K. Mandal, N. Sahoo, S.K. Swain

National Institute of Science Education and Research, Bhubaneswar, India

S. Bansal, S.B. Beri, V. Bhatnagar, R. Chawla, R. Gupta, U. Bhawandeep, A.K. Kalsi, A. Kaur, M. Kaur, R. Kumar, A. Mehta, M. Mittal, N. Nishu, J.B. Singh, G. Walia

Panjab University, Chandigarh, India

Ashok Kumar, Arun Kumar, A. Bhardwaj, B.C. Choudhary, R.B. Garg, A. Kumar, S. Malhotra, M. Naimuddin, K. Ranjan, R. Sharma, V. Sharma

University of Delhi, Delhi, India

S. Banerjee, S. Bhattacharya, K. Chatterjee, S. Dey, S. Dutta, Sa. Jain, Sh. Jain, R. Khurana, N. Majumdar, A. Modak, K. Mondal, S. Mukherjee, S. Mukhopadhyay, A. Roy, D. Roy, S. Roy Chowdhury, S. Sarkar, M. Sharan

Saha Institute of Nuclear Physics, Kolkata, India

A. Abdulsalam, R. Chudasama, D. Dutta, V. Jha, V. Kumar, A.K. Mohanty [2], L.M. Pant, P. Shukla, A. Topkar

Bhabha Atomic Research Centre, Mumbai, India

T. Aziz, S. Banerjee, S. Bhowmik [23], R.M. Chatterjee, R.K. Dewanjee, S. Dugad, S. Ganguly, S. Ghosh, M. Guchait, A. Gurtu [24], G. Kole, S. Kumar, B. Mahakud, M. Maity [23], G. Majumder, K. Mazumdar, S. Mitra, G.B. Mohanty, B. Parida, T. Sarkar [23], K. Sudhakar, N. Sur, B. Sutar, N. Wickramage [25]

Tata Institute of Fundamental Research, Mumbai, India

S. Sharma

Indian Institute of Science Education and Research (IISER), Pune, India

H. Bakhshiansohi, H. Behnamian, S.M. Etesami [26], A. Fahim [27], R. Goldouzian, M. Khakzad, M. Mohammadi Najafabadi, M. Naseri, S. Paktinat Mehdiabadi, F. Rezaei Hosseinabadi, B. Safarzadeh [28], M. Zeinali

Institute for Research in Fundamental Sciences (IPM), Tehran, Iran

M. Felcini, M. Grunewald

University College Dublin, Dublin, Ireland

M. Abbrescia [a,b], C. Calabria [a,b], C. Caputo [a,b], S.S. Chhibra [a,b], A. Colaleo [a], D. Creanza [a,c], L. Cristella [a,b], N. De Filippis [a,c], M. De Palma [a,b], L. Fiore [a], G. Iaselli [a,c], G. Maggi [a,c], M. Maggi [a], G. Miniello [a,b], S. My [a,c], S. Nuzzo [a,b], A. Pompili [a,b], G. Pugliese [a,c], R. Radogna [a,b], A. Ranieri [a], G. Selvaggi [a,b], A. Sharma [a], L. Silvestris [a,2], R. Venditti [a,b], P. Verwilligen [a]

[a] *INFN Sezione di Bari, Bari, Italy*
[b] *Università di Bari, Bari, Italy*
[c] *Politecnico di Bari, Bari, Italy*

G. Abbiendi [a], C. Battilana [2], A.C. Benvenuti [a], D. Bonacorsi [a,b], S. Braibant-Giacomelli [a,b], L. Brigliadori [a,b], R. Campanini [a,b], P. Capiluppi [a,b], A. Castro [a,b], F.R. Cavallo [a], G. Codispoti [a,b], M. Cuffiani [a,b], G.M. Dallavalle [a], F. Fabbri [a], A. Fanfani [a,b], D. Fasanella [a,b], P. Giacomelli [a], C. Grandi [a], L. Guiducci [a,b], S. Marcellini [a], G. Masetti [a], A. Montanari [a], F.L. Navarria [a,b], A. Perrotta [a], A.M. Rossi [a,b], T. Rovelli [a,b], G.P. Siroli [a,b], N. Tosi [a,b], R. Travaglini [a,b]

[a] *INFN Sezione di Bologna, Bologna, Italy*
[b] *Università di Bologna, Bologna, Italy*

G. Cappello [a], M. Chiorboli [a,b], S. Costa [a,b], F. Giordano [a], R. Potenza [a,b], A. Tricomi [a,b], C. Tuve [a,b]

[a] *INFN Sezione di Catania, Catania, Italy*
[b] *Università di Catania, Catania, Italy*
[c] *CSFNSM, Catania, Italy*

G. Barbagli [a], V. Ciulli [a,b], C. Civinini [a], R. D'Alessandro [a,b], E. Focardi [a,b], S. Gonzi [a,b], V. Gori [a,b], P. Lenzi [a,b], M. Meschini [a], S. Paoletti [a], G. Sguazzoni [a], A. Tropiano [a,b], L. Viliani [a,b]

[a] *INFN Sezione di Firenze, Firenze, Italy*
[b] *Università di Firenze, Firenze, Italy*

L. Benussi, S. Bianco, F. Fabbri, D. Piccolo

INFN Laboratori Nazionali di Frascati, Frascati, Italy

V. Calvelli [a,b], F. Ferro [a], M. Lo Vetere [a,b], E. Robutti [a], S. Tosi [a,b]

[a] *INFN Sezione di Genova, Genova, Italy*
[b] *Università di Genova, Genova, Italy*

M.E. Dinardo [a,b], S. Fiorendi [a,b], S. Gennai [a], R. Gerosa [a,b], A. Ghezzi [a,b], P. Govoni [a,b], S. Malvezzi [a], R.A. Manzoni [a,b], B. Marzocchi [a,b,2], D. Menasce [a], L. Moroni [a], M. Paganoni [a,b], D. Pedrini [a], S. Ragazzi [a,b], N. Redaelli [a], T. Tabarelli de Fatis [a,b]

[a] *INFN Sezione di Milano-Bicocca, Milano, Italy*
[b] *Università di Milano-Bicocca, Milano, Italy*

S. Buontempo [a], N. Cavallo [a,c], S. Di Guida [a,d,2], M. Esposito [a,b], F. Fabozzi [a,c], A.O.M. Iorio [a,b], G. Lanza [a], L. Lista [a], S. Meola [a,d,2], M. Merola [a], P. Paolucci [a,2], C. Sciacca [a,b], F. Thyssen

[a] *INFN Sezione di Napoli, Napoli, Italy*
[b] *Università di Napoli 'Federico II', Napoli, Italy*
[c] *Università della Basilicata, Potenza, Italy*
[d] *Università G. Marconi, Roma, Italy*

P. Azzi [a,2], N. Bacchetta [a], D. Bisello [a,b], A. Branca [a,b], R. Carlin [a,b], A. Carvalho Antunes De Oliveira [a,b], P. Checchia [a], M. Dall'Osso [a,b,2], T. Dorigo [a], F. Gasparini [a,b], U. Gasparini [a,b], A. Gozzelino [a], K. Kanishchev [a,c], S. Lacaprara [a], M. Margoni [a,b], A.T. Meneguzzo [a,b], F. Montecassiano [a], M. Passaseo [a], J. Pazzini [a,b], N. Pozzobon [a,b], P. Ronchese [a,b], F. Simonetto [a,b], E. Torassa [a], M. Tosi [a,b], M. Zanetti, P. Zotto [a,b], A. Zucchetta [a,b,2]

[a] *INFN Sezione di Padova, Padova, Italy*
[b] *Università di Padova, Padova, Italy*
[c] *Università di Trento, Trento, Italy*

A. Braghieri [a], M. Gabusi [a,b], A. Magnani [a], S.P. Ratti [a,b], V. Re [a], C. Riccardi [a,b], P. Salvini [a], I. Vai [a], P. Vitulo [a,b]

[a] *INFN Sezione di Pavia, Pavia, Italy*
[b] *Università di Pavia, Pavia, Italy*

L. Alunni Solestizi [a,b], M. Biasini [a,b], G.M. Bilei [a], D. Ciangottini [a,b,2], L. Fanò [a,b], P. Lariccia [a,b], G. Mantovani [a,b], M. Menichelli [a], A. Saha [a], A. Santocchia [a,b], A. Spiezia [a,b]

[a] *INFN Sezione di Perugia, Perugia, Italy*
[b] *Università di Perugia, Perugia, Italy*

K. Androsov [a,29], P. Azzurri [a], G. Bagliesi [a], J. Bernardini [a], T. Boccali [a], G. Broccolo [a,c], R. Castaldi [a], M.A. Ciocci [a,29], R. Dell'Orso [a], S. Donato [a,c,2], G. Fedi, L. Foà [a,c,†], A. Giassi [a], M.T. Grippo [a,29], F. Ligabue [a,c], T. Lomtadze [a], L. Martini [a,b], A. Messineo [a,b], F. Palla [a], A. Rizzi [a,b], A. Savoy-Navarro [a,30], A.T. Serban [a], P. Spagnolo [a], P. Squillacioti [a,29], R. Tenchini [a], G. Tonelli [a,b], A. Venturi [a], P.G. Verdini [a]

[a] *INFN Sezione di Pisa, Pisa, Italy*
[b] *Università di Pisa, Pisa, Italy*
[c] *Scuola Normale Superiore di Pisa, Pisa, Italy*

L. Barone [a,b], F. Cavallari [a], G. D'imperio [a,b,2], D. Del Re [a,b], M. Diemoz [a], S. Gelli [a,b], C. Jorda [a], E. Longo [a,b], F. Margaroli [a,b], P. Meridiani [a], F. Micheli [a,b], G. Organtini [a,b], R. Paramatti [a], F. Preiato [a,b], S. Rahatlou [a,b], C. Rovelli [a], F. Santanastasio [a,b], L. Soffi [a,b], P. Traczyk [a,b,2]

[a] *INFN Sezione di Roma, Roma, Italy*
[b] *Università di Roma, Roma, Italy*

N. Amapane [a,b], R. Arcidiacono [a,c], S. Argiro [a,b], M. Arneodo [a,c], R. Bellan [a,b], C. Biino [a], N. Cartiglia [a], M. Costa [a,b], R. Covarelli [a,b], A. Degano [a,b], N. Demaria [a], L. Finco [a,b,2], C. Mariotti [a], S. Maselli [a], E. Migliore [a,b], V. Monaco [a,b], E. Monteil [a,b], M. Musich [a], M.M. Obertino [a,c], L. Pacher [a,b], N. Pastrone [a],

M. Pelliccioni [a], G.L. Pinna Angioni [a,b], F. Ravera [a,b], A. Romero [a,b], M. Ruspa [a,c], R. Sacchi [a,b], A. Solano [a,b], A. Staiano [a], U. Tamponi [a], P.P. Trapani [a,b]

[a] INFN Sezione di Torino, Torino, Italy
[b] Università di Torino, Torino, Italy
[c] Università del Piemonte Orientale, Novara, Italy

S. Belforte [a], V. Candelise [a,b,2], M. Casarsa [a], F. Cossutti [a], G. Della Ricca [a,b], B. Gobbo [a], C. La Licata [a,b], M. Marone [a,b], A. Schizzi [a,b], T. Umer [a,b], A. Zanetti [a]

[a] INFN Sezione di Trieste, Trieste, Italy
[b] Università di Trieste, Trieste, Italy

S. Chang, A. Kropivnitskaya, S.K. Nam

Kangwon National University, Chunchon, Republic of Korea

D.H. Kim, G.N. Kim, M.S. Kim, D.J. Kong, S. Lee, Y.D. Oh, A. Sakharov, D.C. Son

Kyungpook National University, Daegu, Republic of Korea

H. Kim, T.J. Kim, M.S. Ryu

Chonbuk National University, Jeonju, Republic of Korea

S. Song

Chonnam National University, Institute for Universe and Elementary Particles, Kwangju, Republic of Korea

S. Choi, Y. Go, D. Gyun, B. Hong, M. Jo, H. Kim, Y. Kim, B. Lee, K. Lee, K.S. Lee, S. Lee, S.K. Park, Y. Roh

Korea University, Seoul, Republic of Korea

H.D. Yoo

Seoul National University, Seoul, Republic of Korea

M. Choi, J.H. Kim, J.S.H. Lee, I.C. Park, G. Ryu

University of Seoul, Seoul, Republic of Korea

Y. Choi, Y.K. Choi, J. Goh, D. Kim, E. Kwon, J. Lee, I. Yu

Sungkyunkwan University, Suwon, Republic of Korea

A. Juodagalvis, J. Vaitkus

Vilnius University, Vilnius, Lithuania

Z.A. Ibrahim, J.R. Komaragiri, M.A.B. Md Ali [31], F. Mohamad Idris, W.A.T. Wan Abdullah

National Centre for Particle Physics, Universiti Malaya, Kuala Lumpur, Malaysia

E. Casimiro Linares, H. Castilla-Valdez, E. De La Cruz-Burelo, I. Heredia-de La Cruz [32], A. Hernandez-Almada, R. Lopez-Fernandez, G. Ramirez Sanchez, A. Sanchez-Hernandez

Centro de Investigacion y de Estudios Avanzados del IPN, Mexico City, Mexico

S. Carrillo Moreno, F. Vazquez Valencia

Universidad Iberoamericana, Mexico City, Mexico

S. Carpinteyro, I. Pedraza, H.A. Salazar Ibarguen

Benemerita Universidad Autonoma de Puebla, Puebla, Mexico

A. Morelos Pineda

Universidad Autónoma de San Luis Potosí, San Luis Potosí, Mexico

D. Krofcheck

University of Auckland, Auckland, New Zealand

P.H. Butler, S. Reucroft

University of Canterbury, Christchurch, New Zealand

A. Ahmad, M. Ahmad, Q. Hassan, H.R. Hoorani, W.A. Khan, T. Khurshid, M. Shoaib

National Centre for Physics, Quaid-I-Azam University, Islamabad, Pakistan

H. Bialkowska, M. Bluj, B. Boimska, T. Frueboes, M. Górski, M. Kazana, K. Nawrocki, K. Romanowska-Rybinska, M. Szleper, P. Zalewski

National Centre for Nuclear Research, Swierk, Poland

G. Brona, K. Bunkowski, K. Doroba, A. Kalinowski, M. Konecki, J. Krolikowski, M. Misiura, M. Olszewski, M. Walczak

Institute of Experimental Physics, Faculty of Physics, University of Warsaw, Warsaw, Poland

P. Bargassa, C. Beirão Da Cruz E Silva, A. Di Francesco, P. Faccioli, P.G. Ferreira Parracho, M. Gallinaro, L. Lloret Iglesias, F. Nguyen, J. Rodrigues Antunes, J. Seixas, O. Toldaiev, D. Vadruccio, J. Varela, P. Vischia

Laboratório de Instrumentação e Física Experimental de Partículas, Lisboa, Portugal

S. Afanasiev, P. Bunin, M. Gavrilenko, I. Golutvin, I. Gorbunov, A. Kamenev, V. Karjavin, V. Konoplyanikov, A. Lanev, A. Malakhov, V. Matveev [33], P. Moisenz, V. Palichik, V. Perelygin, S. Shmatov, S. Shulha, N. Skatchkov, V. Smirnov, A. Zarubin

Joint Institute for Nuclear Research, Dubna, Russia

V. Golovtsov, Y. Ivanov, V. Kim [34], E. Kuznetsova, P. Levchenko, V. Murzin, V. Oreshkin, I. Smirnov, V. Sulimov, L. Uvarov, S. Vavilov, A. Vorobyev

Petersburg Nuclear Physics Institute, Gatchina (St. Petersburg), Russia

Yu. Andreev, A. Dermenev, S. Gninenko, N. Golubev, A. Karneyeu, M. Kirsanov, N. Krasnikov, A. Pashenkov, D. Tlisov, A. Toropin

Institute for Nuclear Research, Moscow, Russia

V. Epshteyn, V. Gavrilov, N. Lychkovskaya, V. Popov, I. Pozdnyakov, G. Safronov, A. Spiridonov, E. Vlasov, A. Zhokin

Institute for Theoretical and Experimental Physics, Moscow, Russia

A. Bylinkin

National Research Nuclear University, Moscow Engineering Physics Institute (MEPhI), Moscow, Russia

V. Andreev, M. Azarkin [35], I. Dremin [35], M. Kirakosyan, A. Leonidov [35], G. Mesyats, S.V. Rusakov, A. Vinogradov

P.N. Lebedev Physical Institute, Moscow, Russia

A. Baskakov, A. Belyaev, E. Boos, V. Bunichev, M. Dubinin [36], L. Dudko, A. Gribushin, V. Klyukhin, O. Kodolova, I. Lokhtin, I. Myagkov, S. Obraztsov, S. Petrushanko, V. Savrin, A. Snigirev

Skobeltsyn Institute of Nuclear Physics, Lomonosov Moscow State University, Moscow, Russia

I. Azhgirey, I. Bayshev, S. Bitioukov, V. Kachanov, A. Kalinin, D. Konstantinov, V. Krychkine, V. Petrov, R. Ryutin, A. Sobol, L. Tourtchanovitch, S. Troshin, N. Tyurin, A. Uzunian, A. Volkov

State Research Center of Russian Federation, Institute for High Energy Physics, Protvino, Russia

P. Adzic [37], M. Ekmedzic, J. Milosevic, V. Rekovic

University of Belgrade, Faculty of Physics and Vinca Institute of Nuclear Sciences, Belgrade, Serbia

J. Alcaraz Maestre, E. Calvo, M. Cerrada, M. Chamizo Llatas, N. Colino, B. De La Cruz, A. Delgado Peris, D. Domínguez Vázquez, A. Escalante Del Valle, C. Fernandez Bedoya, J.P. Fernández Ramos, J. Flix, M.C. Fouz, P. Garcia-Abia, O. Gonzalez Lopez, S. Goy Lopez, J.M. Hernandez, M.I. Josa, E. Navarro De Martino, A. Pérez-Calero Yzquierdo, J. Puerta Pelayo, A. Quintario Olmeda, I. Redondo, L. Romero, M.S. Soares

Centro de Investigaciones Energéticas Medioambientales y Tecnológicas (CIEMAT), Madrid, Spain

C. Albajar, J.F. de Trocóniz, M. Missiroli, D. Moran

Universidad Autónoma de Madrid, Madrid, Spain

H. Brun, J. Cuevas, J. Fernandez Menendez, S. Folgueras, I. Gonzalez Caballero, E. Palencia Cortezon, J.M. Vizan Garcia

Universidad de Oviedo, Oviedo, Spain

J.A. Brochero Cifuentes, I.J. Cabrillo, A. Calderon, J.R. Castiñeiras De Saa, J. Duarte Campderros, M. Fernandez, G. Gomez, A. Graziano, A. Lopez Virto, J. Marco, R. Marco, C. Martinez Rivero, F. Matorras, F.J. Munoz Sanchez, J. Piedra Gomez, T. Rodrigo, A.Y. Rodríguez-Marrero, A. Ruiz-Jimeno, L. Scodellaro, I. Vila, R. Vilar Cortabitarte

Instituto de Física de Cantabria (IFCA), CSIC-Universidad de Cantabria, Santander, Spain

D. Abbaneo, E. Auffray, G. Auzinger, M. Bachtis, P. Baillon, A.H. Ball, D. Barney, A. Benaglia, J. Bendavid, L. Benhabib, J.F. Benitez, G.M. Berruti, G. Bianchi, P. Bloch, A. Bocci, A. Bonato, C. Botta, H. Breuker, T. Camporesi, G. Cerminara, S. Colafranceschi [38], M. D'Alfonso, D. d'Enterria, A. Dabrowski, V. Daponte, A. David, M. De Gruttola, F. De Guio, A. De Roeck, S. De Visscher, E. Di Marco, M. Dobson, M. Dordevic, T. du Pree, N. Dupont, A. Elliott-Peisert, J. Eugster, G. Franzoni, W. Funk, D. Gigi, K. Gill, D. Giordano, M. Girone, F. Glege, R. Guida, S. Gundacker, M. Guthoff, J. Hammer, M. Hansen, P. Harris, J. Hegeman, V. Innocente, P. Janot, H. Kirschenmann, M.J. Kortelainen, K. Kousouris, K. Krajczar, P. Lecoq, C. Lourenço, M.T. Lucchini, N. Magini, L. Malgeri, M. Mannelli, J. Marrouche, A. Martelli, L. Masetti, F. Meijers, S. Mersi, E. Meschi, F. Moortgat, S. Morovic, M. Mulders, M.V. Nemallapudi, H. Neugebauer, S. Orfanelli, L. Orsini, L. Pape, E. Perez, A. Petrilli, G. Petrucciani, A. Pfeiffer, D. Piparo, A. Racz, G. Rolandi [39], M. Rovere, M. Ruan, H. Sakulin, C. Schäfer, C. Schwick, A. Sharma, P. Silva, M. Simon, P. Sphicas [40], D. Spiga, J. Steggemann, B. Stieger, M. Stoye, Y. Takahashi, D. Treille, A. Tsirou, G.I. Veres [20], N. Wardle, H.K. Wöhri, A. Zagozdzinska [41], W.D. Zeuner

CERN, European Organization for Nuclear Research, Geneva, Switzerland

W. Bertl, K. Deiters, W. Erdmann, R. Horisberger, Q. Ingram, H.C. Kaestli, D. Kotlinski, U. Langenegger, T. Rohe

Paul Scherrer Institut, Villigen, Switzerland

F. Bachmair, L. Bäni, L. Bianchini, M.A. Buchmann, B. Casal, G. Dissertori, M. Dittmar, M. Donegà, M. Dünser, P. Eller, C. Grab, C. Heidegger, D. Hits, J. Hoss, G. Kasieczka, W. Lustermann, B. Mangano, A.C. Marini, M. Marionneau, P. Martinez Ruiz del Arbol, M. Masciovecchio, D. Meister, N. Mohr, P. Musella, F. Nessi-Tedaldi, F. Pandolfi, J. Pata, F. Pauss, L. Perrozzi, M. Peruzzi, M. Quittnat, M. Rossini, A. Starodumov [42], M. Takahashi, V.R. Tavolaro, K. Theofilatos, R. Wallny, H.A. Weber

Institute for Particle Physics, ETH Zurich, Zurich, Switzerland

T.K. Aarrestad, C. Amsler [43], M.F. Canelli, V. Chiochia, A. De Cosa, C. Galloni, A. Hinzmann, T. Hreus, B. Kilminster, C. Lange, J. Ngadiuba, D. Pinna, P. Robmann, F.J. Ronga, D. Salerno, S. Taroni, Y. Yang

Universität Zürich, Zurich, Switzerland

M. Cardaci, K.H. Chen, T.H. Doan, C. Ferro, M. Konyushikhin, C.M. Kuo, W. Lin, Y.J. Lu, R. Volpe, S.S. Yu

National Central University, Chung-Li, Taiwan

R. Bartek, P. Chang, Y.H. Chang, Y.W. Chang, Y. Chao, K.F. Chen, P.H. Chen, C. Dietz, F. Fiori, U. Grundler, W.-S. Hou, Y. Hsiung, Y.F. Liu, R.-S. Lu, M. Miñano Moya, E. Petrakou, J.F. Tsai, Y.M. Tzeng

National Taiwan University (NTU), Taipei, Taiwan

B. Asavapibhop, K. Kovitanggoon, G. Singh, N. Srimanobhas, N. Suwonjandee

Chulalongkorn University, Faculty of Science, Department of Physics, Bangkok, Thailand

A. Adiguzel, M.N. Bakirci [44], C. Dozen, I. Dumanoglu, E. Eskut, S. Girgis, G. Gokbulut, Y. Guler, E. Gurpinar, I. Hos, E.E. Kangal [45], G. Onengut [46], K. Ozdemir [47], A. Polatoz, D. Sunar Cerci [48], M. Vergili, C. Zorbilmez

Cukurova University, Adana, Turkey

I.V. Akin, B. Bilin, S. Bilmis, B. Isildak [49], G. Karapinar [50], U.E. Surat, M. Yalvac, M. Zeyrek

Middle East Technical University, Physics Department, Ankara, Turkey

E.A. Albayrak [51], E. Gülmez, M. Kaya [52], O. Kaya [53], T. Yetkin [54]

Bogazici University, Istanbul, Turkey

K. Cankocak, Y.O. Günaydin [55], F.I. Vardarlı

Istanbul Technical University, Istanbul, Turkey

B. Grynyov

Institute for Scintillation Materials of National Academy of Science of Ukraine, Kharkov, Ukraine

L. Levchuk, P. Sorokin

National Scientific Center, Kharkov Institute of Physics and Technology, Kharkov, Ukraine

R. Aggleton, F. Ball, L. Beck, J.J. Brooke, E. Clement, D. Cussans, H. Flacher, J. Goldstein, M. Grimes, G.P. Heath, H.F. Heath, J. Jacob, L. Kreczko, C. Lucas, Z. Meng, D.M. Newbold [56], S. Paramesvaran, A. Poll, T. Sakuma, S. Seif El Nasr-storey, S. Senkin, D. Smith, V.J. Smith

University of Bristol, Bristol, United Kingdom

K.W. Bell, A. Belyaev [57], C. Brew, R.M. Brown, D.J.A. Cockerill, J.A. Coughlan, K. Harder, S. Harper, E. Olaiya, D. Petyt, C.H. Shepherd-Themistocleous, A. Thea, I.R. Tomalin, T. Williams, W.J. Womersley, S.D. Worm

Rutherford Appleton Laboratory, Didcot, United Kingdom

M. Baber, R. Bainbridge, O. Buchmuller, A. Bundock, D. Burton, S. Casasso, M. Citron, D. Colling, L. Corpe, N. Cripps, P. Dauncey, G. Davies, A. De Wit, M. Della Negra, P. Dunne, A. Elwood, W. Ferguson, J. Fulcher, D. Futyan, G. Hall, G. Iles, G. Karapostoli, M. Kenzie, R. Lane, R. Lucas [56], L. Lyons, A.-M. Magnan, S. Malik, J. Nash, A. Nikitenko [42], J. Pela, M. Pesaresi, K. Petridis, D.M. Raymond, A. Richards, A. Rose, C. Seez, P. Sharp [†], A. Tapper, K. Uchida, M. Vazquez Acosta [58], T. Virdee, S.C. Zenz

Imperial College, London, United Kingdom

J.E. Cole, P.R. Hobson, A. Khan, P. Kyberd, D. Leggat, D. Leslie, I.D. Reid, P. Symonds, L. Teodorescu, M. Turner

Brunel University, Uxbridge, United Kingdom

A. Borzou, J. Dittmann, K. Hatakeyama, A. Kasmi, H. Liu, N. Pastika, T. Scarborough

Baylor University, Waco, USA

O. Charaf, S.I. Cooper, C. Henderson, P. Rumerio

The University of Alabama, Tuscaloosa, USA

A. Avetisyan, T. Bose, C. Fantasia, D. Gastler, P. Lawson, D. Rankin, C. Richardson, J. Rohlf, J. St. John, L. Sulak, D. Zou

Boston University, Boston, USA

J. Alimena, E. Berry, S. Bhattacharya, D. Cutts, Z. Demiragli, N. Dhingra, A. Ferapontov, A. Garabedian, U. Heintz, E. Laird, G. Landsberg, Z. Mao, M. Narain, S. Sagir, T. Sinthuprasith

Brown University, Providence, USA

R. Breedon, G. Breto, M. Calderon De La Barca Sanchez, S. Chauhan, M. Chertok, J. Conway, R. Conway, P.T. Cox, R. Erbacher, M. Gardner, W. Ko, R. Lander, M. Mulhearn, D. Pellett, J. Pilot, F. Ricci-Tam, S. Shalhout, J. Smith, M. Squires, D. Stolp, M. Tripathi, S. Wilbur, R. Yohay

University of California, Davis, Davis, USA

R. Cousins, P. Everaerts, C. Farrell, J. Hauser, M. Ignatenko, G. Rakness, D. Saltzberg, E. Takasugi, V. Valuev, M. Weber

University of California, Los Angeles, USA

K. Burt, R. Clare, J. Ellison, J.W. Gary, G. Hanson, J. Heilman, M. Ivova Paneva, P. Jandir, E. Kennedy, F. Lacroix, O.R. Long, A. Luthra, M. Malberti, M. Olmedo Negrete, A. Shrinivas, S. Sumowidagdo, H. Wei, S. Wimpenny

University of California, Riverside, Riverside, USA

J.G. Branson, G.B. Cerati, S. Cittolin, R.T. D'Agnolo, A. Holzner, R. Kelley, D. Klein, J. Letts, I. Macneill, D. Olivito, S. Padhi, M. Pieri, M. Sani, V. Sharma, S. Simon, M. Tadel, Y. Tu, A. Vartak, S. Wasserbaech [59], C. Welke, F. Würthwein, A. Yagil, G. Zevi Della Porta

University of California, San Diego, La Jolla, USA

D. Barge, J. Bradmiller-Feld, C. Campagnari, A. Dishaw, V. Dutta, K. Flowers, M. Franco Sevilla, P. Geffert, C. George, F. Golf, L. Gouskos, J. Gran, J. Incandela, C. Justus, N. Mccoll, S.D. Mullin, J. Richman, D. Stuart, W. To, C. West, J. Yoo

University of California, Santa Barbara, Santa Barbara, USA

D. Anderson, A. Apresyan, A. Bornheim, J. Bunn, Y. Chen, J. Duarte, A. Mott, H.B. Newman, C. Pena, M. Pierini, M. Spiropulu, J.R. Vlimant, S. Xie, R.Y. Zhu

California Institute of Technology, Pasadena, USA

V. Azzolini, A. Calamba, B. Carlson, T. Ferguson, Y. Iiyama, M. Paulini, J. Russ, M. Sun, H. Vogel, I. Vorobiev

Carnegie Mellon University, Pittsburgh, USA

J.P. Cumalat, W.T. Ford, A. Gaz, F. Jensen, A. Johnson, M. Krohn, T. Mulholland, U. Nauenberg, J.G. Smith, K. Stenson, S.R. Wagner

University of Colorado Boulder, Boulder, USA

J. Alexander, A. Chatterjee, J. Chaves, J. Chu, S. Dittmer, N. Eggert, N. Mirman, G. Nicolas Kaufman, J.R. Patterson, A. Rinkevicius, A. Ryd, L. Skinnari, W. Sun, S.M. Tan, W.D. Teo, J. Thom, J. Thompson, J. Tucker, Y. Weng, P. Wittich

Cornell University, Ithaca, USA

S. Abdullin, M. Albrow, J. Anderson, G. Apollinari, L.A.T. Bauerdick, A. Beretvas, J. Berryhill, P.C. Bhat, G. Bolla, K. Burkett, J.N. Butler, H.W.K. Cheung, F. Chlebana, S. Cihangir, V.D. Elvira, I. Fisk, J. Freeman, E. Gottschalk, L. Gray, D. Green, S. Grünendahl, O. Gutsche, J. Hanlon, D. Hare, R.M. Harris, J. Hirschauer, B. Hooberman, Z. Hu, S. Jindariani, M. Johnson, U. Joshi, A.W. Jung, B. Klima, B. Kreis, S. Kwan [†], S. Lammel, J. Linacre, D. Lincoln, R. Lipton, T. Liu, R. Lopes De Sá, J. Lykken, K. Maeshima, J.M. Marraffino, V.I. Martinez Outschoorn, S. Maruyama, D. Mason, P. McBride, P. Merkel, K. Mishra, S. Mrenna, S. Nahn, C. Newman-Holmes, V. O'Dell, O. Prokofyev, E. Sexton-Kennedy, A. Soha, W.J. Spalding, L. Spiegel, L. Taylor, S. Tkaczyk, N.V. Tran, L. Uplegger, E.W. Vaandering, C. Vernieri, M. Verzocchi, R. Vidal, A. Whitbeck, F. Yang, H. Yin

Fermi National Accelerator Laboratory, Batavia, USA

D. Acosta, P. Avery, P. Bortignon, D. Bourilkov, A. Carnes, M. Carver, D. Curry, S. Das, G.P. Di Giovanni, R.D. Field, M. Fisher, I.K. Furic, J. Hugon, J. Konigsberg, A. Korytov, T. Kypreos, J.F. Low, P. Ma, K. Matchev, H. Mei, P. Milenovic [60], G. Mitselmakher, L. Muniz, D. Rank, L. Shchutska, M. Snowball, D. Sperka, S. Wang, J. Yelton

University of Florida, Gainesville, USA

S. Hewamanage, S. Linn, P. Markowitz, G. Martinez, J.L. Rodriguez

Florida International University, Miami, USA

A. Ackert, J.R. Adams, T. Adams, A. Askew, J. Bochenek, B. Diamond, J. Haas, S. Hagopian, V. Hagopian, K.F. Johnson, A. Khatiwada, H. Prosper, V. Veeraraghavan, M. Weinberg

Florida State University, Tallahassee, USA

V. Bhopatkar, M. Hohlmann, H. Kalakhety, D. Mareskas-palcek, T. Roy, F. Yumiceva

Florida Institute of Technology, Melbourne, USA

M.R. Adams, L. Apanasevich, D. Berry, R.R. Betts, I. Bucinskaite, R. Cavanaugh, O. Evdokimov, L. Gauthier, C.E. Gerber, D.J. Hofman, P. Kurt, C. O'Brien, I.D. Sandoval Gonzalez, C. Silkworth, P. Turner, N. Varelas, Z. Wu, M. Zakaria

University of Illinois at Chicago (UIC), Chicago, USA

B. Bilki [61], W. Clarida, K. Dilsiz, S. Durgut, R.P. Gandrajula, M. Haytmyradov, V. Khristenko, J.-P. Merlo, H. Mermerkaya [62], A. Mestvirishvili, A. Moeller, J. Nachtman, H. Ogul, Y. Onel, F. Ozok [51], A. Penzo, S. Sen [63], C. Snyder, P. Tan, E. Tiras, J. Wetzel, K. Yi

The University of Iowa, Iowa City, USA

I. Anderson, B.A. Barnett, B. Blumenfeld, D. Fehling, L. Feng, A.V. Gritsan, P. Maksimovic, C. Martin, K. Nash, M. Osherson, M. Swartz, M. Xiao, Y. Xin

Johns Hopkins University, Baltimore, USA

P. Baringer, A. Bean, G. Benelli, C. Bruner, J. Gray, R.P. Kenny III, D. Majumder, M. Malek, M. Murray, D. Noonan, S. Sanders, R. Stringer, Q. Wang, J.S. Wood

The University of Kansas, Lawrence, USA

I. Chakaberia, A. Ivanov, K. Kaadze, S. Khalil, M. Makouski, Y. Maravin, L.K. Saini, N. Skhirtladze, I. Svintradze, S. Toda

Kansas State University, Manhattan, USA

D. Lange, F. Rebassoo, D. Wright

Lawrence Livermore National Laboratory, Livermore, USA

C. Anelli, A. Baden, O. Baron, A. Belloni, B. Calvert, S.C. Eno, C. Ferraioli, J.A. Gomez, N.J. Hadley, S. Jabeen, R.G. Kellogg, T. Kolberg, J. Kunkle, Y. Lu, A.C. Mignerey, K. Pedro, Y.H. Shin, A. Skuja, M.B. Tonjes, S.C. Tonwar

University of Maryland, College Park, USA

A. Apyan, R. Barbieri, A. Baty, K. Bierwagen, S. Brandt, W. Busza, I.A. Cali, L. Di Matteo, G. Gomez Ceballos, M. Goncharov, D. Gulhan, G.M. Innocenti, M. Klute, D. Kovalskyi, Y.S. Lai, Y.-J. Lee, A. Levin, P.D. Luckey, C. Mcginn, X. Niu, C. Paus, D. Ralph, C. Roland, G. Roland, G.S.F. Stephans, K. Sumorok, M. Varma, D. Velicanu, J. Veverka, J. Wang, T.W. Wang, B. Wyslouch, M. Yang, V. Zhukova

Massachusetts Institute of Technology, Cambridge, USA

B. Dahmes, A. Finkel, A. Gude, P. Hansen, S. Kalafut, S.C. Kao, K. Klapoetke, Y. Kubota, Z. Lesko, J. Mans, S. Nourbakhsh, N. Ruckstuhl, R. Rusack, N. Tambe, J. Turkewitz

University of Minnesota, Minneapolis, USA

J.G. Acosta, S. Oliveros

University of Mississippi, Oxford, USA

E. Avdeeva, K. Bloom, S. Bose, D.R. Claes, A. Dominguez, C. Fangmeier, R. Gonzalez Suarez, R. Kamalieddin, J. Keller, D. Knowlton, I. Kravchenko, J. Lazo-Flores, F. Meier, J. Monroy, F. Ratnikov, J.E. Siado, G.R. Snow

University of Nebraska-Lincoln, Lincoln, USA

M. Alyari, J. Dolen, J. George, A. Godshalk, I. Iashvili, J. Kaisen, A. Kharchilava, A. Kumar, S. Rappoccio

State University of New York at Buffalo, Buffalo, USA

G. Alverson, E. Barberis, D. Baumgartel, M. Chasco, A. Hortiangtham, A. Massironi, D.M. Morse, D. Nash, T. Orimoto, R. Teixeira De Lima, D. Trocino, R.-J. Wang, D. Wood, J. Zhang

Northeastern University, Boston, USA

K.A. Hahn, A. Kubik, N. Mucia, N. Odell, B. Pollack, A. Pozdnyakov, M. Schmitt, S. Stoynev, K. Sung, M. Trovato, M. Velasco, S. Won

Northwestern University, Evanston, USA

A. Brinkerhoff, N. Dev, M. Hildreth, C. Jessop, D.J. Karmgard, N. Kellams, K. Lannon, S. Lynch, N. Marinelli, F. Meng, C. Mueller, Y. Musienko [33], T. Pearson, M. Planer, R. Ruchti, G. Smith, N. Valls, M. Wayne, M. Wolf, A. Woodard

University of Notre Dame, Notre Dame, USA

L. Antonelli, J. Brinson, B. Bylsma, L.S. Durkin, S. Flowers, A. Hart, C. Hill, R. Hughes, K. Kotov, T.Y. Ling, B. Liu, W. Luo, D. Puigh, M. Rodenburg, B.L. Winer, H.W. Wulsin

The Ohio State University, Columbus, USA

O. Driga, P. Elmer, J. Hardenbrook, P. Hebda, S.A. Koay, P. Lujan, D. Marlow, T. Medvedeva, M. Mooney, J. Olsen, C. Palmer, P. Piroué, X. Quan, H. Saka, D. Stickland, C. Tully, J.S. Werner, A. Zuranski

Princeton University, Princeton, USA

S. Malik

University of Puerto Rico, Mayaguez, USA

V.E. Barnes, D. Benedetti, D. Bortoletto, L. Gutay, M.K. Jha, M. Jones, K. Jung, M. Kress, N. Leonardo, D.H. Miller, N. Neumeister, F. Primavera, B.C. Radburn-Smith, X. Shi, I. Shipsey, D. Silvers, J. Sun, A. Svyatkovskiy, F. Wang, W. Xie, L. Xu, J. Zablocki

Purdue University, West Lafayette, USA

N. Parashar, J. Stupak

Purdue University Calumet, Hammond, USA

A. Adair, B. Akgun, Z. Chen, K.M. Ecklund, F.J.M. Geurts, M. Guilbaud, W. Li, B. Michlin, M. Northup, B.P. Padley, R. Redjimi, J. Roberts, J. Rorie, Z. Tu, J. Zabel

Rice University, Houston, USA

B. Betchart, A. Bodek, P. de Barbaro, R. Demina, Y. Eshaq, T. Ferbel, M. Galanti, A. Garcia-Bellido, P. Goldenzweig, J. Han, A. Harel, O. Hindrichs, A. Khukhunaishvili, G. Petrillo, M. Verzetti, D. Vishnevskiy

University of Rochester, Rochester, USA

L. Demortier

The Rockefeller University, New York, USA

S. Arora, A. Barker, J.P. Chou, C. Contreras-Campana, E. Contreras-Campana, D. Duggan, D. Ferencek, Y. Gershtein, R. Gray, E. Halkiadakis, D. Hidas, E. Hughes, S. Kaplan, R. Kunnawalkam Elayavalli, A. Lath, S. Panwalkar, M. Park, S. Salur, S. Schnetzer, D. Sheffield, S. Somalwar, R. Stone, S. Thomas, P. Thomassen, M. Walker

Rutgers, The State University of New Jersey, Piscataway, USA

M. Foerster, G. Riley, K. Rose, S. Spanier, A. York

University of Tennessee, Knoxville, USA

O. Bouhali [64], A. Castaneda Hernandez, M. Dalchenko, M. De Mattia, A. Delgado, S. Dildick, R. Eusebi, W. Flanagan, J. Gilmore, T. Kamon [65], V. Krutelyov, R. Montalvo, R. Mueller, I. Osipenkov, Y. Pakhotin, R. Patel, A. Perloff, J. Roe, A. Rose, A. Safonov, I. Suarez, A. Tatarinov, K.A. Ulmer [2]

Texas A&M University, College Station, USA

N. Akchurin, C. Cowden, J. Damgov, C. Dragoiu, P.R. Dudero, J. Faulkner, S. Kunori, K. Lamichhane, S.W. Lee, T. Libeiro, S. Undleeb, I. Volobouev

Texas Tech University, Lubbock, USA

E. Appelt, A.G. Delannoy, S. Greene, A. Gurrola, R. Janjam, W. Johns, C. Maguire, Y. Mao, A. Melo, P. Sheldon, B. Snook, S. Tuo, J. Velkovska, Q. Xu

Vanderbilt University, Nashville, USA

M.W. Arenton, S. Boutle, B. Cox, B. Francis, J. Goodell, R. Hirosky, A. Ledovskoy, H. Li, C. Lin, C. Neu, E. Wolfe, J. Wood, F. Xia

University of Virginia, Charlottesville, USA

C. Clarke, R. Harr, P.E. Karchin, C. Kottachchi Kankanamge Don, P. Lamichhane, J. Sturdy

Wayne State University, Detroit, USA

D.A. Belknap, D. Carlsmith, M. Cepeda, A. Christian, S. Dasu, L. Dodd, S. Duric, E. Friis, B. Gomber, R. Hall-Wilton, M. Herndon, A. Hervé, P. Klabbers, A. Lanaro, A. Levine, K. Long, R. Loveless,

A. Mohapatra, I. Ojalvo, T. Perry, G.A. Pierro, G. Polese, I. Ross, T. Ruggles, T. Sarangi, A. Savin, N. Smith, W.H. Smith, D. Taylor, N. Woods

University of Wisconsin, Madison, USA

[†] Deceased.
[1] Also at Vienna University of Technology, Vienna, Austria.
[2] Also at CERN, European Organization for Nuclear Research, Geneva, Switzerland.
[3] Also at State Key Laboratory of Nuclear Physics and Technology, Peking University, Beijing, China.
[4] Also at Institut Pluridisciplinaire Hubert Curien, Université de Strasbourg, Université de Haute Alsace Mulhouse, CNRS/IN2P3, Strasbourg, France.
[5] Also at National Institute of Chemical Physics and Biophysics, Tallinn, Estonia.
[6] Also at Skobeltsyn Institute of Nuclear Physics, Lomonosov Moscow State University, Moscow, Russia.
[7] Also at Universidade Estadual de Campinas, Campinas, Brazil.
[8] Also at Centre National de la Recherche Scientifique (CNRS) – IN2P3, Paris, France.
[9] Also at Laboratoire Leprince-Ringuet, Ecole Polytechnique, IN2P3-CNRS, Palaiseau, France.
[10] Also at Joint Institute for Nuclear Research, Dubna, Russia.
[11] Now at Helwan University, Cairo, Egypt.
[12] Now at Ain Shams University, Cairo, Egypt.
[13] Now at Fayoum University, El-Fayoum, Egypt.
[14] Also at Zewail City of Science and Technology, Zewail, Egypt.
[15] Also at British University in Egypt, Cairo, Egypt.
[16] Also at Université de Haute Alsace, Mulhouse, France.
[17] Also at Tbilisi State University, Tbilisi, Georgia.
[18] Also at Brandenburg University of Technology, Cottbus, Germany.
[19] Also at Institute of Nuclear Research ATOMKI, Debrecen, Hungary.
[20] Also at Eötvös Loránd University, Budapest, Hungary.
[21] Also at University of Debrecen, Debrecen, Hungary.
[22] Also at Wigner Research Centre for Physics, Budapest, Hungary.
[23] Also at University of Visva-Bharati, Santiniketan, India.
[24] Now at King Abdulaziz University, Jeddah, Saudi Arabia.
[25] Also at University of Ruhuna, Matara, Sri Lanka.
[26] Also at Isfahan University of Technology, Isfahan, Iran.
[27] Also at University of Tehran, Department of Engineering Science, Tehran, Iran.
[28] Also at Plasma Physics Research Center, Science and Research Branch, Islamic Azad University, Tehran, Iran.
[29] Also at Università degli Studi di Siena, Siena, Italy.
[30] Also at Purdue University, West Lafayette, USA.
[31] Also at International Islamic University of Malaysia, Kuala Lumpur, Malaysia.
[32] Also at Consejo Nacional de Ciencia y Tecnología, Mexico city, Mexico.
[33] Also at Institute for Nuclear Research, Moscow, Russia.
[34] Also at St. Petersburg State Polytechnical University, St. Petersburg, Russia.
[35] Also at National Research Nuclear University 'Moscow Engineering Physics Institute' (MEPhI), Moscow, Russia.
[36] Also at California Institute of Technology, Pasadena, USA.
[37] Also at Faculty of Physics, University of Belgrade, Belgrade, Serbia.
[38] Also at Facoltà Ingegneria, Università di Roma, Roma, Italy.
[39] Also at Scuola Normale e Sezione dell'INFN, Pisa, Italy.
[40] Also at University of Athens, Athens, Greece.
[41] Also at Warsaw University of Technology, Institute of Electronic Systems, Warsaw, Poland.
[42] Also at Institute for Theoretical and Experimental Physics, Moscow, Russia.
[43] Also at Albert Einstein Center for Fundamental Physics, Bern, Switzerland.
[44] Also at Gaziosmanpasa University, Tokat, Turkey.
[45] Also at Mersin University, Mersin, Turkey.
[46] Also at Cag University, Mersin, Turkey.
[47] Also at Piri Reis University, Istanbul, Turkey.
[48] Also at Adiyaman University, Adiyaman, Turkey.
[49] Also at Ozyegin University, Istanbul, Turkey.
[50] Also at Izmir Institute of Technology, Izmir, Turkey.
[51] Also at Mimar Sinan University, Istanbul, Istanbul, Turkey.
[52] Also at Marmara University, Istanbul, Turkey.
[53] Also at Kafkas University, Kars, Turkey.
[54] Also at Yildiz Technical University, Istanbul, Turkey.
[55] Also at Kahramanmaras Sütcü Imam University, Kahramanmaras, Turkey.
[56] Also at Rutherford Appleton Laboratory, Didcot, United Kingdom.
[57] Also at School of Physics and Astronomy, University of Southampton, Southampton, United Kingdom.
[58] Also at Instituto de Astrofísica de Canarias, La Laguna, Spain.
[59] Also at Utah Valley University, Orem, USA.
[60] Also at University of Belgrade, Faculty of Physics and Vinca Institute of Nuclear Sciences, Belgrade, Serbia.
[61] Also at Argonne National Laboratory, Argonne, USA.
[62] Also at Erzincan University, Erzincan, Turkey.

[63] Also at Hacettepe University, Ankara, Turkey.
[64] Also at Texas A&M University at Qatar, Doha, Qatar.
[65] Also at Kyungpook National University, Daegu, Republic of Korea.