

EFFECT OF POLLUTION IN THE FLORA, MICROFLORA AND SOIL ENZYME ACTIVITIES NEAR TO THE UPPER-TISZA

Judit L. Halász^{1*}, Zsolt Kotroczo¹, Erzsebet Krausz², Márta D. Tóth¹, Sándor Balázs¹

¹ Institute of Biology, College of Nyíregyháza, Nyíregyháza, Hungary

² Department of Environmental Science, College of Nyíregyháza, Nyíregyháza, Hungary

Our main purpose was to study the flora, the microflora and the enzyme activity in soil of polluted areas, and to identify the factors affecting them. Besides studying the percentage distribution of species in the soil, we determined the total number of culturable microbes as well. Enzyme activities of phosphatase, invertase, dehydrogenase, and cellulase, were also measured in the samples of the contaminated soils. Total heavy metal content in soil samples was determined by analysis of Cd, Cu, Fe, Pb and Zn using XRF technique. According to our examinations, ratio of *Actinomyces* and *Pseudomonas* genera decreased while the *Bacillus* sp. was found to be increased in the soils. Wastes reduce the activity of soil enzymes (cellulase, phosphatase, invertase), however, the activity of dehydrogenase increase.

Keywords: enzyme activity, soil microorganisms, plants, contaminated soil.

INTRODUCTION

In soils, degradation and transformation of natural and xenobiotics depends on the activities of soil enzymes and the number and activities of soil micro organisms. Deposited waste of dumps as an ecological factor changes the chemical composition, microflora and enzyme activity of soils.

Biodynamic of soils can be inspected through the examination of soil enzymes; however it does not give complete information. Currently such experiments mainly generate contradictory results which refer to the effects of the numerous determinant factors. For this reason, comparison of results can be carried out only under the same experimental circumstances. Moller (1979) found that urease activity correlates positively with the pH of the soil, the degradation stage of organic materials and the carbon-to-nitrogen ratio (C/N), while Borie and Fuentealba (1982) and Reddy et al. (1996) observed a negative correlation between urease activity and the pH of the soil. Despite of all contradiction, Kovács (1990) applied the values of catalase activity as indicators of the biological activity in the soil. Zhang et al. (2000) consider that urease, catalase, cellulase, dehydrogenase, and protease enzymes are important indicators, regarding the changes of organic material content of soils. There is also growing evidence that soil biological properties are mostly affected by environmental factors and may be potential indicators of ecological stress (Dick and Tabatabai 1992). For instance, it has been reported that higher rates of fertilizers suppress microbial respiration (Thirukkumara and Parkinson 2000) and dehydrogenase activity (Simek et al. 1999).

Our examinations were carried out to test correlation between the composition of microflora, the enzyme activities and the heavy metal content in soils. We also planned to determine how the wastes as ecological factors influence the biodynamic of soils.

MATERIALS AND METHODS

Site description

Our sampling sites were dumpsites which are located near to small settlements in Szabolcs-Szatmár-Bereg County along River Tisza.

Tiszacsécse

It can be found on the catchment area inside the bank of the river. The dumpsite has not been used and most of the waste had been removed. The dumpsite is almost entirely covered by soil and vegetation. Grass cover occupies approximately 80 per cent of the area and it replete with wastes. Height of grass cover is 1-1.2 m. *Stenactis annua* (L.) Nul. (40%), *Urtica dioica* L. (20%) and *Artemisia vulgaris* L. (20%) are dominant in the upper layer, while lower layer is dominated by *Festuca rubra* L. Productivity of grass cover is high (approximately 1.15 kg/m²). Besides other grass species, we can also find here: *Arctium lappa* L., *Artemisia vulgaris* L., *Barbarea vulgaris* Ait. f., *Brassica campestris* L., *Bromus commutatus* Schrad., *Calamagrostis arundinacea* (L.) Roth., *Capsella bursapastoris* L., *Cardaminopsis arenosa* (L.) Hay., *Cirsium arvense* (L.) Scop., *Convolvulus arvensis* L., *Dactylis glomerata* L., *Elytrigia repens* L., *Euphorbia cyparissias* L., *Festuca rubra* L., *Galium aparine* L., *Galium mollugo* L., *G.verum* L., *Gypsophilla muralis* L., *Lactuca serriola* L., *Medicago sativa* L., *Ornithogalum umbellatum* L., *Phleum pratense* L., *Polygala vulgaris* L., *Polygonum sachalinense* Fr. Schmidt, *Potentilla argentea* L., *Potentilla erecta* (L.) Rzuschel, *Ranunculus repens* L., *Rumex crispus* L., *Sinapis arvensis* L., *Stenactis annua* L., *Tanacetum vulgare* L., *Taraxacum officinale* Weber. , *Urtica dioica* L., *Viola arvensis* Murr.

Tiszabecs

Illegal dumpsite can be found on the fields of the village and a paved road leads to the end of the site. Waste is carried here by trucks and the area is severed by a ditch. Waste is randomly strewn along the road

Correspondence

Judit L. Halász. College of Nyíregyháza, Institute of Biology, Nyíregyháza, Nyíregyháza-4400, Sóstói út 31/b. Hungary, email: halaszj@nyf.hu



as well. Waste consists of a large amount of plastics, flacons, paint boxes, chemical bottles, sacks, paper and metal waste, furniture and relatively just a few organic wastes. Deposition of wastes is carried out randomly, on two larger area, where ceratin wastes such as plastic bags can be easily blown away by winds. Continuous coat of green covers 50% of the area. Height of the grass cover is 1-1.5 m, its dominant species is *Calamagrostis arundinacea* (L.) Roth. Productivity of grass cover is high (Approximately 3.3 kg/m²). Besides other grass species, we can also find here: *Achillea millefolium* L., *Alisma plantago-aquatica* L., *Anthriscus sylvestris* (L.) Hoffm., *Arctium lappa* L., *Artemisia absinthium* L., *Artemisia vulgaris* L., *Capsella bursa-pastoris* (L.) Medik., *Cardamine impatiens* L., *Carex elata* (L.) All., *Cirsium arvense* (L.) Scop., *Convolvulus arvensis* L., *Crepis biennis* L., *Dactylis glomerata* L., *Deschampsia caespitosa* L., *Echium vulgare* L., *Elytrigia repens* L., *Euphorbia platyphyllos* L., *Galium palustre* L., *Glyceria maxima* (L.) Hartm., *Iris pseudocorus* L., *Juncus effusus* L., *Lycopus europaeus* L., *Medicago sativa* L., *Matricaria inodora* L., *Phleum pratense* L., *Plantago major* L., *Polygonum persicaria* L., *Polygonum sachalinense* Fr. Schmidt, *Ranunculus repens* L., *Ranunculus arvensis* L., *Rumex crispus* L., *Silene vulgaris* (L.) Moench., *Stenactis annua* (L.) Nul, *Symphytum officinale* L., *Tanacetum vulgare* L., *Taraxacum officinale* Weber., *Trifolium medium* L., *Typha latifolia* L., *Urtica dioica* L., *U. urens* L., *Xanthium strumarium* L..

Tizsakórod

The dumpsite can be found on the fields of the village, at the end of the gardens. Its relatively small surface is covered by large amounts of wastes. Inhabitants carry here primarily domestic wastes, which can be described by high organic matter content. This illegal dumpsite was created by infilling of a deserted riverbed with communal wastes of the settlement. Dominant species of the 1-1.5 meter high coat of green are *Urtica dioica* L., *Stenactis annua* L., *Tanacetum vulgare* L., *Polygonum sachalinense* L. Productivity of grass cover is high (Approximately 3.68 kg/m²). Among the several grass species: *Achillea millefolium* L., *Arctium lappa* L., *Artemisia vulgaris* L., *Brassica campestris* L., *Bromus*

commutatus Schrad., *Calamagrostis arundinacea* (L.) Roth., *C. epigeios* L., *Carduus acanthoides* L., *Cirsium arvense* (L.) Scop., *C. canum* (L.) All., *Convolvulus arvensis* L., *Dactylis glomerata* L., *Dryopteris filix-mas* (L.) Schott., *Elytrigia repens* L., *Equisetum arvense* L., *Galium aparine* L., *G. mollugo* L., *Lamium album* L., *Lathyrus palustris* L., *Lotus corniculatus* L., *Lysimachia nummularia* L., *Matricaria inodora* L., *Medicago sativa* L., *Phleum pratense* L., *Plantago major* L., *Polygonum sachalinense* Fr. Schmidt, *Silene vulgaris* (L.) Moench, *Stenactis annua* (L.) Nul, *Symphytum officinale* L., *Taraxacum officinale* Weber, *Urtica dioica* L., *Veronica chamaedrys* L., *Vicia cassubicus* L., *V. tetrasperma* (L.) Moench.

Control area

The Control is near (500 m) to the area of Tiszabecs located. The site is lined with mainly grass and weed species such as common nettle (*Urtica dioica* L.), burdock (*Arctium lappa* L.), cleavers (*Gallium aparine* L.) and spiny sowthistle (*Sonchus asper* L.). Grass cover is continuous and covers 100 per cent of the area. Dominant species of the 1-1.2 m high grass cover is *Calamagrostis epigeios* (L.) Roth. Besides other plant species: *Achillea millefolium* L., *Agrimonia eupatoria* L., *Alopecurus pratensis* L., *Ajuga genevensis* L., *Barbarea vulgaris* L., *Bromus commutatus* Schrad., *Calamagrostis epigeios* L., *Campanula patula* L., *Capsella bursa-pastoris* (L.) Medik., *Cirsium arvense* (L.) Scop., *Crepis biennis* L., *Dactylis glomerata* L., *Daucus carota* L., *Dipsacus laciniatus* L., *Elytrigia repens* L. Nevski, *Festuca pratensis* Huds., *Festuca rubra* L., *Hordeum murinum* L., *Geum urbanum* L., *Galium verum* L., *Gypsophilla muralis* L., *Leucanthemum vulgare* Lam., *Lotus corniculatus* L., *Medicago sativa* L., *Phleum pratense* L., *Plantago lanceolata* L., *Poa nemoralis* L., *Potentilla argentea* L., *Potentilla erecta* L., *Ranunculus arvensis* L., *Rumex acetosa* L., *Sanguisorba officinalis* L., *Stellaria media* (L.) Vill., *Tanacetum vulgare* L., *Taraxacum officinale* Weber., *Trifolium arvense* L., *T. campestris* Schreb., *T. pratense* L., *T. repens* L., *Veronica officinalis* L., *Vicia cracca* L., *Viola arvensis* Murr., *V. pumila* L., *Viscaria vulgaris* Bernh..

Table 1. Physico-chemical properties of the soils of sampling sites

Samples	pH _(KCL)	TOC%	WHC%	CEC%	CACO ₃ %
1. Tiszabecs	5.67	22.8±0.3	22±0.1	31±0.2	0.00
2. Tizsakórod	5.92	28.2±0.4	22±0.4	28±0.3	0.00
3. Tizacsécse	5.31	24.4±0.2	23±0.3	25±0.2	0.00
4. Control	5.34	16.6±0.4	24±0.2	39±0.3	0.00

SAMPLING

In case of dumps, soil samples were collected from three sampling sites and from two depths (0-20 cm and 20-25 cm). Three sampling points was marked out on each sampling sites. Samples were taken from three places of a given sampling site, within a square of 50 x 50 cm, from two depth (0-20 cm and 20-25 cm). The three samples which were taken from the same depth was mixed with each other.

METHODS

After mixing the samples, we isolated the bacteria from them, and repeated isolation three times. 1g soil was mixed with 100 ml sterile distilled water by shaking and was diluted to $10^3 - 10^5$ times thinner solutions. From the dilutions, 50 μ l were spread over the surfaces of Nutrient culture-media. After 48 hours-long incubation on 27 °C, the bacterium colonies were counted and morphologically different colonies were isolated. For the evaluation, we used the number of colonies in 1g

soil (CFU/g). Separation of bacterial genera was carried out on the basis of colony morphology, Gram's stain, (Hucker 1922), spore stain (Bartholomew and Mittwer 1950), oxidase-reaction (Kovács 1956), catalase-reaction and metabolism of glucose (Hugh and Leifson 1953). Total heavy metal content as well as the content of available heavy metals in soil samples was determined by analysis of Cd, Cu, Fe, Pb and Zn after acid digestion, using inductively coupled plasma mass spectrometry (ICP-AES). Total organic carbon was analysed with TOC, using a Shimadzu TOC-5000A analyser.

We determined the enzyme activities of phosphatase (Krámer and Erdei 1959), invertase (Frankenberg and Johanson 1983), dehydrogenase (Mersi and Schinner 1991) and cellulase (Unger, 1979) from soils.

STATISTICAL ANALYSIS

For each parameter data were submitted to a two-factor analysis of variance (ANOVA). SPSS statistical package version 14.0 programs for Windows 98.

RESULTS

Examinations of microorganisms

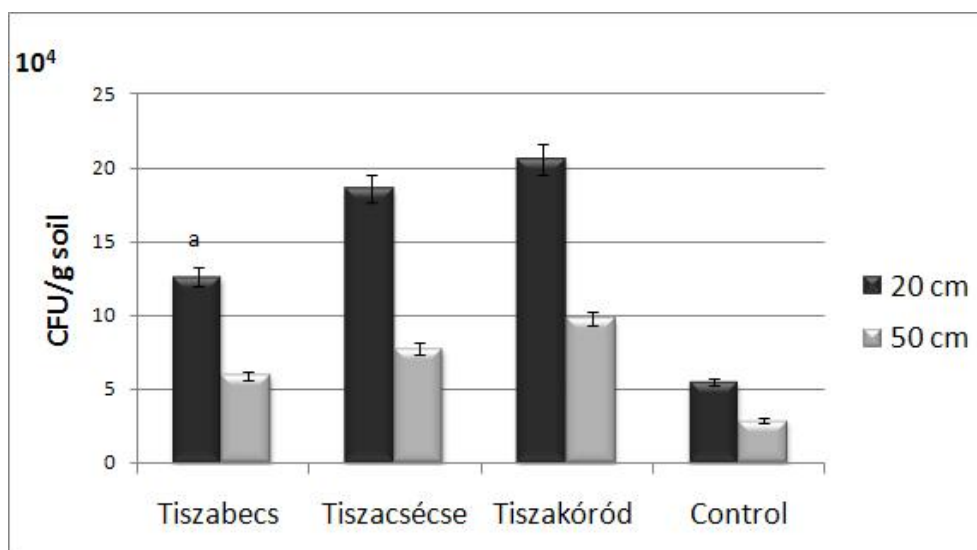


Figure.1. Total number of microbes (CFU/g) in the soils

Microbe populations of dump soils (Fig.1) can be characterized by high diversity and large number of individuals at the same time. In case of contaminated soils, total number of microbes in the upper layer of the soil is higher (20 cm) than at the same depth of Control area (5.48×10^4). Total number of microbes is the highest on the area of Tizakóród (20.6×10^4), which is followed by Tizacsécse (18.5×10^4) and Tiszabecs (12.6×10^4). Differences also can be observed between the two soil depths: total number of bacteria is higher in the upper layer than in the lower layer (50 cm).

Qualitative and quantitative compositions of waste are various on the dump sites. Large organic matter content of wastes and heavy metals form the two main sources of pollution, however, proportions these are different in the sampling sites. Organic matter content of wastes is an easily utilizable nutrient source for soil microorganisms. Additionally, it delays and prevents the toxic effects of heavy metals. Composition of soil microorganism communities of sampling sites is determined by both the plant cover of the areas and the microorganisms of the waste. According to the percentage of the studied bacteria

genera, Gram-positive bacteria are dominant in the dump soils. Our results show that proportions of *Actinomyces* and *Pseudomonas* genera decreased under the influence of contaminations, while percentage of *Bacillus* genus increased as a consequence of its more effective survival ability. Proportions of genera in lower soil layers were similar to that of surface layers. On these areas, wastes have been dumped for years and their organic matters infiltrate into the lower soil layers as well. Modifications, which are caused by wastes, also have effects on the lower soil layers.

Examinations of enzyme activities

Cellulase activity

Cellulase activity (Fig.2) is higher on the Control area (68.66%) than on dump sites. There are not significant differences among the cellulase activities of dump soils. Cellulase activity on the area of Tiszacsécsé (52.4%) approximates the cellulase activity of the Control area. High cellulase activity of Control area is derived from the absence of wastes.

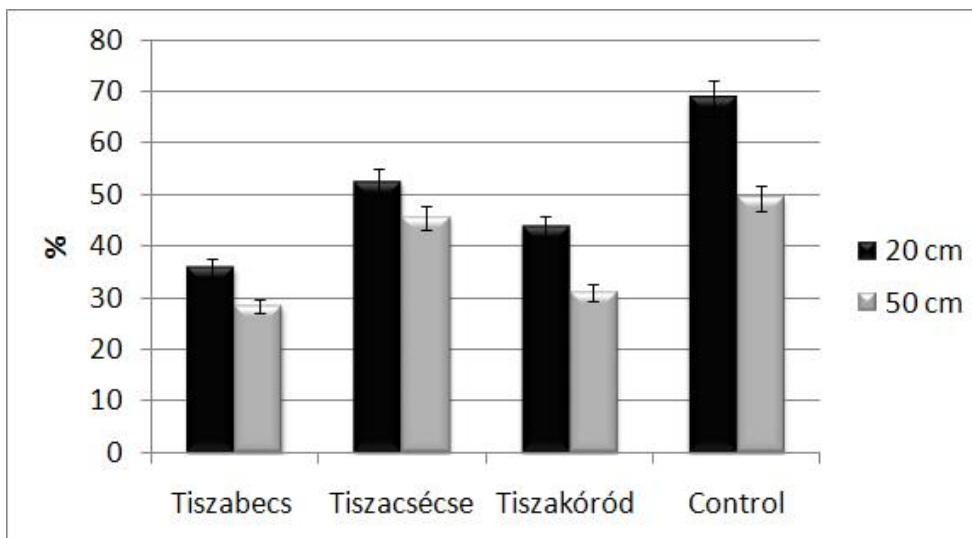


Figure 2. Cellulase activity in the soil samples

Note: ANOVA: Tukey's B-test (n=6). The values on the columns with identical letter indices do not significantly differ from each other ($P < 0.05$).

Phosphatase activity

High phosphatase activity (Fig.3) of the Control area ($2.89 \text{ P}_2\text{O}_5/\text{g}/2\text{h}$) was approximated by only the phosphatase activity of the dump soil of Tiszacsécsé ($0.95 \text{ P}_2\text{O}_5/\text{g}/2\text{h}$). Phosphatase activity was significantly

lower in the soil of Tizsakóród ($0.78 \text{ P}_2\text{O}_5/\text{g}/2\text{h}$) and Tiszabecs ($0.65 \text{ P}_2\text{O}_5/\text{g}/2\text{h}$). High phosphatase activity of the Control area can be explained by the absence of wastes and the domination of plants.

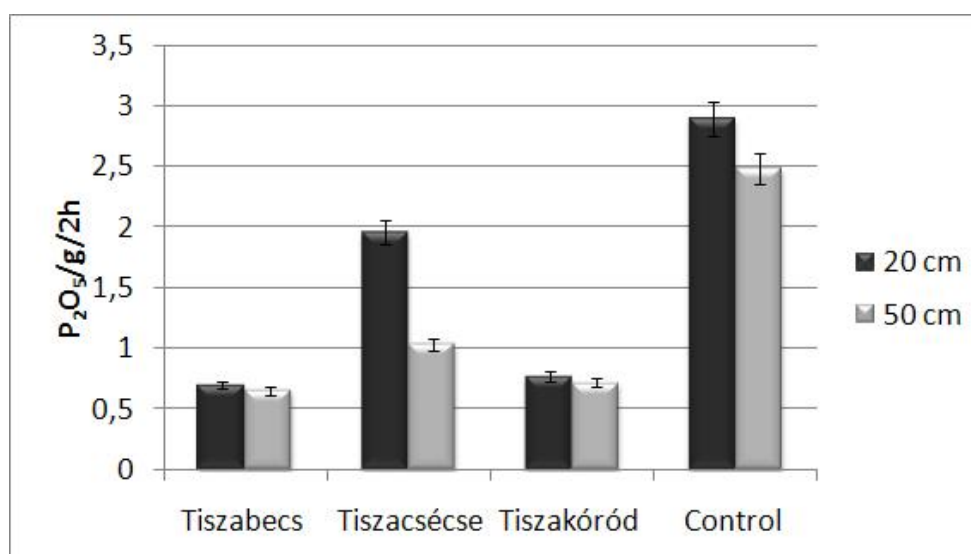


Figure 3. Phosphatases activity in the soil samples

Note: ANOVA: Tukey's B-test (n=6). The values on the columns with identical letter indices do not significantly differ from each other ($P < 0.05$).

Invertase activity

Invertase activity (Fig.4) of the Control area is significantly higher (10.24 mg glucose/10g/4h) than that of dump sites, with the exception of Tiszacsécse (9.73 mg glucose/10g/4h). The lowest invertase activity was measured on the dump site of Tiszabecs (4.98 mg glucose/10g/4h), while invertase activity on the dump site of Tizsakóród (7.25 mg glucose/10g/4h) is significantly higher. In agricultural practice, invertase activity is used

for the determination of soil fertility. High invertase activity can be also explained by intensive growth of the surface flora. Lower invertase activity of the dump site of Tiszabecs can be explained by the compactness of soil, which resulted from the perpetual presence of heavy good vehicles and bulldozers. Besides the absence of easily mobilisable organic matters, the reduced air content of soil also inhibits the functioning of invertase enzyme.

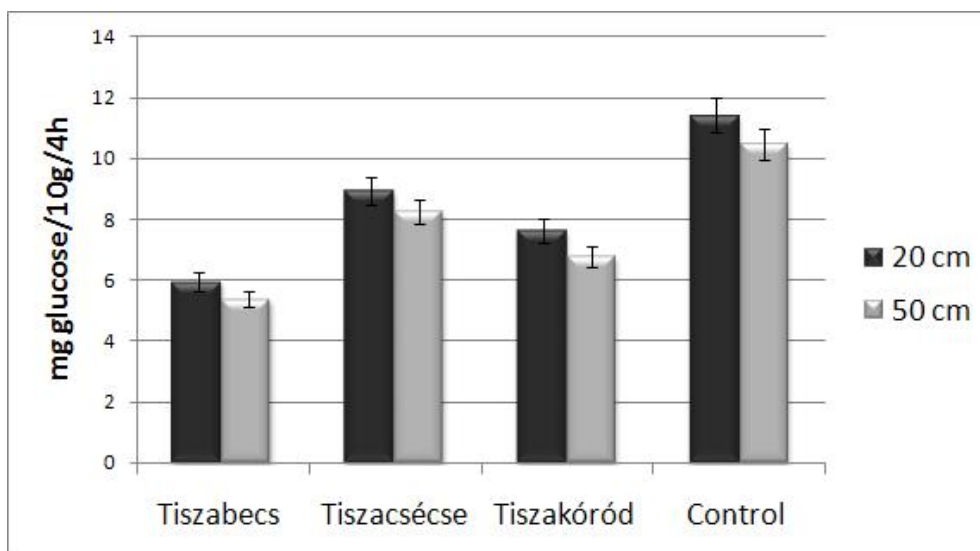


Figure 4. Invertase activity in the soil samples
 Note: ANOVA: Tukey's B-test (n=6). The values on the columns with identical letter indices do not significantly differ from each other (P< 0.05).

Dehydrogenase activity

Dehydrogenase activity (Fig.5) reveals the differences in the organic matter content of the soil. As a consequence, dehydrogenase activities show significant differences between the contaminated sites and the Control area (102.12 µg INTF/g). Highest value was measured in Tizsakóród (199.08 µg INTF/g), while the lowest activity was measured in Tiszabecs (212.29 µg INTF/g). Dehydrogenase activity of Tiszacsécse was 153.09 µg INTF/g, as this site is in intermediate position between the two previous areas. Microbial activity of soils is connected to the degradable organic material content of the soil and both of them can be characterized by the dehydrogenase activity. On the illegal dump site

of Tizsakóród, organic materials are in advanced stage of degradation or these materials originally are in an easily degradable stage. On this area, load of organic matters is also increased by the communal wastewater deposition. Dehydrogenase activity of Tiszacsécse can be explained by the abandoned status of the dump site, where the area is covered by soil and plants and mineralisation of the formerly deposited wastes has already begun. On the dump site of Tiszabecs, we can primarily find synthetic wastes and a few easily degradable organic materials. Consequently, there are not significant differences in the dehydrogenase activity of this site and that of the Control area. On this dump site, dehydrogenase activities reflect the original activity of the soil.

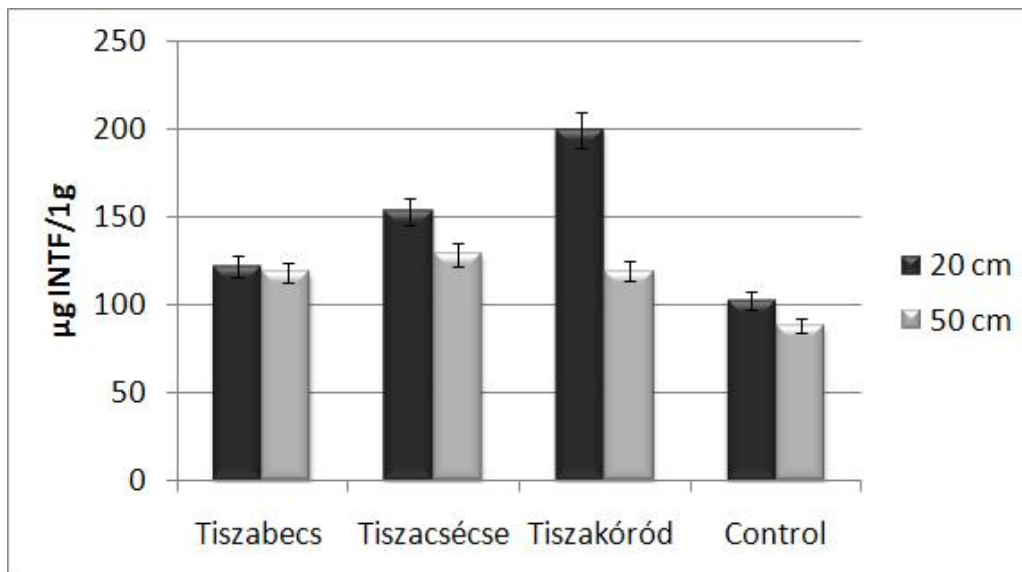


Figure 5. Dehydrogenase activity in the soil samples

Note: ANOVA: Tukey's B-test (n=6). The values on the columns with identical letter indices do not significantly differ from each other ($P < 0.05$).

Heavy metal content of soils

Significant differences could be measured in the heavy metal contents of soils (Fig.6). The dump sites of Tiszabecs (205.06 mg/kg), Tizacsécse (96.4 mg/kg) and Tizakóród (70.9 mg/kg), zinc content is significantly low on the Control area (54.86 mg/kg). Tendencies of

lead content are similar to that of zinc content. Dump soils (Tiszabecs 66.41 mg/kg, Tizacsécse 45.12 mg/kg, Tizakóród 48.23 mg/kg) contain significantly more lead than the Control area (22.5 mg/kg). Copper content of dump sites is similar to the lead and zinc content of the Control area.

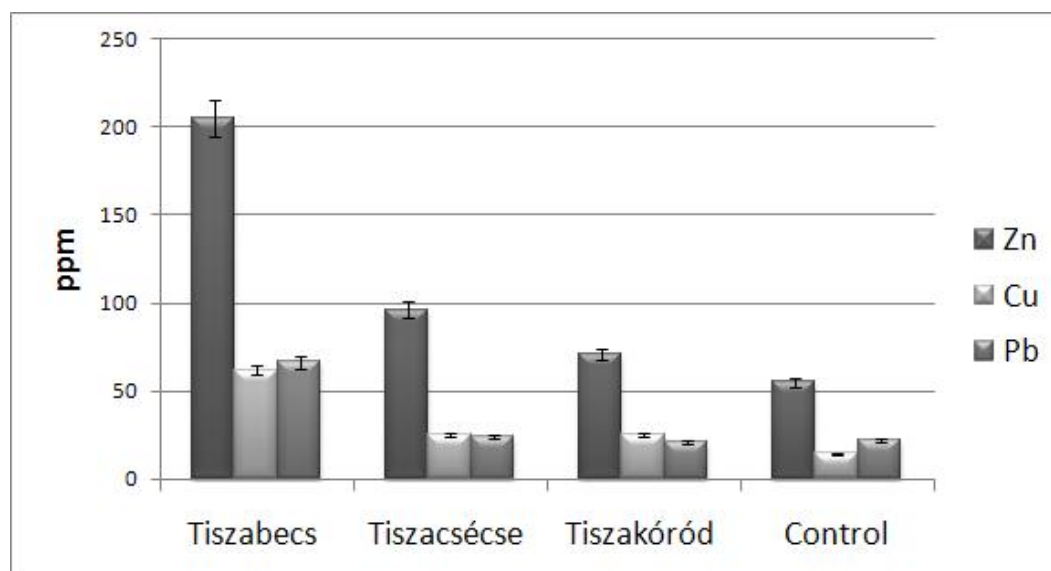


Figure.6. Gross contents of heavy metals in soils (n=6; $p < 0.05$).

Correlation analyses

For mathematical evaluation of the results we used correlation analyses (Tabl.2). These analyses were done on the basis of the enzyme activities and metal concentrations, which were measured from the soil samples of the upper soil layer (20 cm). Analyses showed positive correlation between the cellulase and phosphatase

activities ($r = 0.74$), the cellulase and invertase activities ($r = 0.26$) and the phosphatase and invertase activities ($r = 0.24$), while the connection between dehydrogenase activity and other enzyme activities can be described with negative correlation. There was also positive correlation between dehydrogenase enzyme activity and the total number of microbes.

Table 2. Correlation between different enzyme activity values and the total microbial value (TMV)

Correlation	Cellulase activity	Invertase activity	Phosphatase activity	Dehydrogenase activity	TMV
Cellulase activity	1				-0.17
Invertase activity	0.26	1			-0.38
Phosphatase activity	0.74	0.24	1		0.02
Dehydrogenase activity	-0.04	-0.26	-0.15	1	0.72
TMV					1

Lead and cadmium concentrations of the examined dump soils were significantly different from those of the Control area. Toxic effect of heavy metals influenced the

cellulase, invertase and phosphatase activities, therefore these enzyme activities are significantly lower in all dump soils than on the Control area.

Table 3. Correlation between certain indices of chemical composition of the dump soils and enzymatic activity

Correlation	Cellulase activity	Invertase activity	Phosphatase activity	Dehydrogenase activity
Cu	0.83	0.05	0.74	0.006
Pb	0.005	-0.49	-0.45	-0.08
Zn	-0.76	-0.33	-0.34	-0.15
Cd	-0.53	-0.55	-0.62	-0.73
Fe	0.34	-0.32	0.43	-0.21

Cellulase enzyme showed negative correlation with zinc ($r = -0.76$) and cadmium ($r = -0.53$) (Tabl.3). Invertase enzyme is inhibited by lead ($r = -0.49$) and cadmium ($r = -0.55$). Phosphatase enzyme is in negative correlation with cadmium ($r = -0.62$). In case of dehydrogenase enzyme and cadmium, negative correlation ($r = -0.73$) is not effective. According to Moreno et al. (2000), Cd inhibits the dehydrogenase enzyme activity, even when large amount of organic matters is available in the soil. According to our results, the enzyme activity of all the dump soils is higher than that of the Control area; however, distribution of organic matters is not homogenous on the dump sites. Dehydrogenase enzyme activity is correlated with the total number of chemoorganotrophic microorganisms. This explains the high dehydrogenase activity of dump soils, which is higher than on the Control area, in spite of the available organic matters and the high cadmium content.

DISCUSSIONS

Wastes as ecological factors significantly reduce histolysis. In our opinion, the extent of the reduction depends on the chemical composition of wastes. Through the examination of cellulose decomposition in soils, Hattori (1991) established that Cd^{2+} -ion (depending on its concentration) inhibits or stimulates the rate of

cellulose decomposition. In soils which are treated with sewage-sludge and contain heavy metals, the microbial biomass content and the activity of cellulase is half as much (50%) as in not contaminated soils (Chader and Brookes 1991).

Dehydrogenase activity does not correlate with total organic material content of the soil, and as a consequence, total content of organic materials does not correlate with microbial activity of the soil (Garcia 1997). Microbial activity can correlate with concentration of degradable organic materials and both of these values can be estimated according to dehydrogenase activity.

The dumpsite of Tiszacsécse has not been used for a while, which explains the outstanding activity of dump soil. Mineralization of deposited waste has started on the area which is covered by soil, plants and mainly trees. The dumpsite of Tiszakóród also serves as a recipient of communal wastewater. Easily decomposable organic materials are in advanced stage of decomposition. Dehydrogenase activity is also high on dump of Tiszakóród which is entirely filled with litter and has soil cover on half of the site. Consequently, nor the dehydrogenase activity of Control areas, neither that of Tiszakóród, differs significantly in dehydrogenase activity of the standardly used dump soil. Values of



dehydrogenase activity on this site probably reflect the original state of the soil.

Invertase plays a role in transformation processes of glycopolymers which release from humous substances as well as from decomposing plant materials. In agricultural practice, invertase enzyme is used for the determination of soil fertility. Addition of farmyard manure had enhanced the amount of organic matter, total microbial biomass, and xylanase and invertase activity (Poll 2003). The highest invertase activities were found on Control areas and on the unused dumpsite of Tiszacsécse, being significantly different from other sampling sites. Among other things, a high invertase activity can be explained by the intensive growth of the aboveground flora. High invertase activity was measured in soil samples of Tizsakóród; however, these activities were significantly lower in relation to invertase activity of the previous sites. In our opinion, low invertase activities of Tizabecs can be explained by the compaction of soil which resulted from the continuous presence of working machines on the soil surface. Plant remains or easily available and mobilizable organic matters are missing, although these materials make the activity of invertase enzyme possible.

Phosphatase activity of untreated lands is significantly lower than phosphatase activity of lands which are treated with compost or vegetable fertilizer (Pascual 2002). Additionally, this statement comes true for areas where plant cover is abundant. High phosphatase activity on Control areas is owing to the rich macrovegetation by which we mean mainly forest vegetation. We measured lower activities on the sampling site of Tiszacsécse, where vegetation started to develop again; however, these activities were higher than the phosphatase activity of constantly used sites. Waste cover prevails over plant cover on dump soils of Tizsakóród.

Wastes remarkably reduce the activity of soil enzymes (cellulase, phosphatase, invertase). Activity of dump soils depends on the chemical composition of wastes, the number of aerobic chemoorganotroph bacteria in the soil, the quantity of heavy metals and the solutions of phosphorous and nitrogenous materials. High cellulose and phosphatase activities were found on Control area, while the lowest phosphatase activities were found in the dump soils of Tizabecs and Tizsakóród.

We determined the highest invertase activity in the dump soil of Tiszacsécse. This high activity can be explained by the fact that aboveground vegetation grows intensively on the area and plant remains serve as substrates for the given enzyme. Invertase activity is low in the dump soil samples of Tizabecs.

According to the results of correlation, the connection between dehydrogenase activity of the soil and other ferments can be characterized by negative correlation indices. Activity of dehydrogenase enzyme considerably depends on the total quantity of chemoorganotrophe micro-organisms in the soil. Pascual

et al. (2006) found similar correlation, according to which dehydrogenase activity depends on the metabolic state of soil microorganism, which may be reflected by a good relationship between dehydrogenase activity and microbial biomass C ($r=0.77$; $p<0.001$).

Examinations of cellulase, phosphatase, invertase and dehydrogenase activities refer to the fact that cellulase activity is the most sensitive to concentration of Zn, invertase and phosphatase activities are sensitive to concentration of Pb and Cd, while phosphatase and dehydrogenase activities are the most sensitive to effects of Cd.

Lee et al. (2002) examined enzyme activity in soils which had been contaminated with heavy metals. They found that the total concentration of heavy metals shows negative correlation with the enzyme activities (dehydrogenase, acid-phosphatase, and beta-glucosidase).

CONCLUSIONS

Our main purpose was to study the flora, the microflora and the enzyme activity in soil of polluted areas, and to identify the factors affecting them. On dumpsites, waste deposition as ecological factor changes the chemical composition, the microflora and the enzyme activity in soils and the composition of flora too. Total number of microorganisms in the soil correlates with the dehydrogenase activity ($r=0.72$; $p<0.005$) and the content of available organic matters, instead of organic matter content of the soil. Invertase activity of contaminated sites is lower than that of Control area, with the exception of these sites, where content of mobilizable organic materials has increased. Phosphatase activity on the contaminated areas is significantly lower than on the Control site. Phosphatase activity of Control site is approximated by the phosphatase activity of those sites which has significant plant cover. On unplanted areas, phosphatase activity is significantly lower than on other contaminated sampling sites.

Heavy metal content of the soil shows negative correlation with soil enzyme activities. Enzyme activities are the most sensitive to the Cd and Pb content of the soil. Contamination influences the qualitative and quantitative composition of microflora in contaminated soils. Total number of microbes in case of the examined heterotrophic bacteria (*Bacillus*, *Enterobacter*, *Coryneform*) is significantly higher, as compared to the Control area. There are changes in the composition of flora in the contaminated sites. Numerous adventive plants (*Urtica spp.*, *Artemisia spp.*, *Stenactis annua (L.) Nul*, *Polygonum sachalinense Fr. Schmidt*, etc.) that force out autochthonous species and frequently are mono- or sub-dominants of plant groupings, are bioindicators of the polluted areas. Examinations of changes in the composition of flora and of soil enzymes, microbial researches can be useful for the experiments, which examine the effects of wastes on soils.

REFERENCES

- Bartholomev JW, Mittwer T, A simplified bacterial spore stain. *Stain Tech*, 25, 153-154, 1950.
- Borie F, Fuentealba R, Biochemistry of volcanic ash soils:2. Urease activity. *Agricultura-Technica*, 42, 135-142, 1982.
- Chander K, Brookes P, Microbial biomass dynamics during the decomposition of glucose and maize in metal-contaminated and not-contaminated soils. *Soil Biology and Biochemistry (Oxford)*, 23, 917-925, 1991.
- Dick, WA, Tabatabai MA, Significance and potential uses of soil enzymes. In: Blain, F.J. (Ed.), *Soil Microbial Ecology Application in Agricultural and Environmental Management*. New York: Marcel Dekker, 95-127, 1992.
- Frankenberger WT, Johanson JB, Method of measuring invertase activity in soils. *Plant and Soil*, 74, 301-311, 1983.
- Garcia C, Hernandez T, Costa F, Potential use of dehydrogenase activity as an index of microbial activity in degraded soils. *Communications in soil science and plant analysis*, 28, 123-134, 1997.
- Hattori H, Influence of cadmium on decomposition of glucose and cellulose in soil. *Soil Science and Plant Nutrition (Tokyo)*, 37, 39-45, 1991.
- Hucker GJ, Comparison of various methods of Gram staining. *Abstr. Bact*, 6, 2-8, 1922.
- Hugh R, Leifson FI, The taxonomic significance of fermentative versus oxidative metabolism of carbohydrate, by various Gram negative bacteria. *Journal of Bacteriology*, 66, 21-28, 1953.
- Kovács G, Catalase Activity- an Indicator of Biological Activity in Forest Soil. *Agrokémia és Talajtan*, 39, 439-443, 1990.
- Krámer M, Erdei G, Application of the method of phosphatase activity determination in agricultural chemistry. *Soviet Soil Sci*, 9, 1100-1103, 1959.
- Kuprevics VF, Scserbakova TA, Csujpa GP, Soil urease activity. *Dokl. Akad. Navuk. Belarusk, SSR* 10, 336-338, 1966.
- Lee IS, Kim OK, Chang YY, Bae B, Kim HH, Baek HK, Heavy metal concentrations and enzyme activities in soil from a contaminated Korean shooting range. *Journal of Bioscience and Bioengineering*, 94, 406-411, 2002.
- Mersi von W, Scinner F, An improved and accurate method for determining the dehydrogenase activity of soils with iodinitrotetrazolium chlorid. *Biology and Fertility of Soils*, 11, 216-220. 1991.
- Moller H, Saccharase and urease content of peat and muick soils in north-west German alder-communities, 9, 175-192, 1979.
- Pascual JA, Moreno JL, Hernández T, Garcia C, Persistence of immobilised and total urease and phosphatase activities in a soil amended with organic wastes. *Bioresource Technology*, 82, 73-78, 2002.
- Pascual I, Antolín MC, Garcia C, Polo A, Díaz MS, Effect of water deficit on microbial characteristics in soil amended with sewage sludge or inorganic fertilizer under laboratory conditions. *Bioresource Technology*, 98, 29-37, 2007.
- Poll C, Thiede A, Werbter N, Sessitsch A, Kandeler E, Micro-scale distribution of microorganisms and microbial enzyme activities in a soil with long-term organic amendment. *European journal of soil science*, 54, 715-724, 2003.
- Reddy RU, Reddy MS, Jayakumar GWL, Urease activity in soils of northern Telangana of Andhra pradesh, and its relationship with various soil properties. *Annals of Agricultural Research*, 17, 261-264, 1996.
- Smith LJ, Papendick RI, Soil organic matter dynamics and crop residue management. In: Metting, B. (Ed9), *Soil Microbial Ecology*. Marcell Dekker, New York, USA. 1993.
- Tabatabai MA, Soil enzymes. In: Micelson, S. H., Bigham, J. E. (Eds.), *Methods of Soil Analysis. Part 2: Microbial and Biochemical Properties*. Madison: Soil Science Society of America, 775-826, 1994.
- Thirukkumaran CM, Parkinson D, Microbial respiration, biomass, metabolic quotient and litter decomposition in a lodgepole pine forest floor amended with nitrogen and phosphorus fertilizer. *Soil Biology and Biochemistry*, 32, 59-66, 2000.
- Unger-féle cellulózteszt módszer a talajbiológiai aktivitás meghatározására. In: Szegi. *Talajmikrobiológiai vizsgálati módszerek*. 245-247. Mezőgazdasági Kiadó. Budapest. 1979.
- Zhang CB, Zhang ZH, A study of dynamic relationship between soil organic matter and enzymatic activity. *Soils and Fertilizers*, 5, 28-30, 2000.

Copyright of Studia Universitatis Vasile Goldis Seria Stiintele Vietii (Life Sciences Series) is the property of Vasile Goldis University Press and its content may not be copied or emailed to multiple sites or posted to a listserv without the copyright holder's express written permission. However, users may print, download, or email articles for individual use.