



**Cite this article:** Akçay Ç, Lendvai ÁZ, Stanback M, Haussmann M, Moore IT, Bonier F. 2016 Strategic adjustment of parental care in tree swallows: life-history trade-offs and the role of glucocorticoids. *R. Soc. open sci.* 3: 160740.  
<http://dx.doi.org/10.1098/rsos.160740>

Received: 23 September 2016

Accepted: 11 November 2016

**Subject Category:**

Biology (whole organism)

**Subject Areas:**

behaviour/physiology

**Keywords:**

corticosterone, nestling begging, provisioning, brood value, latitude, fitness

**Authors for correspondence:**

Çağlar Akçay

e-mail: [akcay.caglar@gmail.com](mailto:akcay.caglar@gmail.com)

Ádám Z. Lendvai

e-mail: [az.lendvai@gmail.com](mailto:az.lendvai@gmail.com)

<sup>†</sup>These authors contributed equally to this study.

Electronic supplementary material is available online at <https://dx.doi.org/10.6084/m9.figshare.c.3583469>.

# Strategic adjustment of parental care in tree swallows: life-history trade-offs and the role of glucocorticoids

Çağlar Akçay<sup>1,†</sup>, Ádám Z. Lendvai<sup>1,2,†</sup>, Mark Stanback<sup>3</sup>, Mark Haussmann<sup>4</sup>, Ignacio T. Moore<sup>1</sup> and Fran Bonier<sup>1,5</sup>

<sup>1</sup>Department of Biological Sciences, Virginia Tech, Blacksburg, VA 24061, USA

<sup>2</sup>Department of Evolutionary Zoology and Human Biology, University of Debrecen, Egyetem tér 1, Debrecen 4032, Hungary

<sup>3</sup>Department of Biology, Davidson College, Davidson, NC, USA

<sup>4</sup>Department of Biology, Bucknell University, Lewisburg, PA, USA

<sup>5</sup>Department of Biology, Queen's University, Kingston, Ontario, Canada

CA, 0000-0003-0635-9586; FB, 0000-0001-7245-0244

Life-history theory predicts that optimal strategies of parental investment will depend on ecological and social factors, such as current brood value and offspring need. Parental care strategies are also likely to be mediated in part by the hypothalamic–pituitary–adrenal axis and glucocorticoid hormones. Here, we present an experiment in tree swallows (*Tachycineta bicolor*), a biparental songbird with wide geographical distribution, asking whether parental care is strategically adjusted in response to signals of offspring need and brood value and if so, whether glucocorticoids are involved in these adjustments. Using an automated playback system, we carried out playbacks of nestling begging calls specifically to females in two populations differing in their brood value: a northern population in Ontario, Canada (relatively higher brood value) and a southern population in North Carolina, USA (relatively lower brood value). We quantified female offspring provisioning rates before and during playbacks and plasma corticosterone levels (cort) once during late incubation and once immediately after playbacks. Females in both populations increased feeding rates temporarily during the first 2 h of playback but the increase was not sustained for the entire duration of playback (6 h). Cort levels from samples at the end of the playback did not differ between control females and females that received playbacks. However, females that had

higher increases in cort between the incubation and nestling period had greater fledging success. These results suggest that females are able to strategically respond to offspring need, although the role of glucocorticoids in this strategic adjustment remains unclear.

## 1. Introduction

Parental investment comprises costly behaviours that can improve the survival of current offspring at the expense of future reproduction [1]. Life-history theory predicts that animals will adopt strategies that optimize the level of parental investment in a given reproductive bout. To determine the optimal level of investment, parents must incorporate several potential cues about the value of both current and future reproductive activities [2]. For instance, parents may adjust their investment in offspring in response to cues that indicate genetic quality or condition of their partner [3–5] or parental effort of their partner [6–8]. In addition, parents may also adjust investment based on cues from their offspring such as the frequency and intensity of begging calls and begging displays [9–12].

Decisions about allocation of parental resources are also predicted to depend on the likelihood of future reproduction. For instance, in bird populations breeding at more extreme latitudes, the potential for future reproduction tends to be lower due to lower adult survival. Consequently, parents invest more in current reproduction in higher latitudes compared with birds breeding in lower latitudes [13–15].

Resource allocation decisions are likely to be regulated proximately by the physiological state of an individual [16]. For example, the hypothalamic–pituitary–adrenal axis, and glucocorticoid hormones in particular, can mediate the trade-off between resources allocated to reproduction or self-maintenance [17–19]. An acute increase in glucocorticoids generally triggers allocation of energetic resources to self-maintenance and survival at the expense of allocation to reproductive effort [18,19]. Conversely, experimental studies showed that individuals with high current reproductive effort have a reduced glucocorticoid response to stressors [20,21]. Finally, baseline glucocorticoid levels often covary negatively with measures of individual condition or habitat quality [22]. Based on these lines of evidence, levels of baseline glucocorticoids are often expected to be negatively correlated with reproductive investment [17].

More recently, evidence has started to accumulate that baseline glucocorticoids levels may also reflect reproductive investment such that glucocorticoid levels actually increase with some metrics of reproduction, as indicated by several studies on the main avian glucocorticoid corticosterone, henceforth referred to as ‘cort’ [23–28]. According to this hypothesis, termed the cort-adaptation hypothesis, increased baseline cort levels can induce increased foraging and offspring provisioning behaviour and decreased sensitivity to acute stress, which in turn leads to higher reproductive effort and fitness [17,29,30]. Consistent with this hypothesis, brood value and baseline cort are positively correlated across species [31], implying that baseline cort reflects high investment in current reproduction.

Evidence for the cort-adaptation hypothesis also comes from studies of variation in parental investment and cort within species. For instance, in a recent study of tree swallows (*Tachycineta bicolor*), females with higher baseline cort during the offspring provisioning stage fledged more young than females with lower cort [24]. Female swallows also increased baseline cort levels when they were caring for an experimentally enlarged brood, when compared with females caring for experimentally reduced broods [23]. Similarly in house sparrows (*Passer domesticus*), the number of fledglings a female was able to raise was positively correlated with the change in the females’ baseline cort levels from pre-laying to the nestling feeding period [32]. In another study on macaroni penguins (*Eudyptes chrysolophus*), experimentally increased cort levels within the normal range of baseline caused increased foraging activity of females, who subsequently raised heavier chicks than control implanted females [25].

Here, we ask two related questions regarding the strategic adjustment of parental care in response to offspring signals in two box-nesting populations of tree swallows in Ontario, Canada and North Carolina, USA. We manipulated offspring demand perceived by females through the use of an automated playback system [33] where nestling begging calls were directed specifically to females for 6 h when nestlings were 6 days of age. In addition, we measured baseline cort levels in the same females once during the incubation period and once immediately after the playback period (9–13 days after the first sample, depending on the hatch date).

Tree swallows in our southern population in North Carolina have higher annual return rates—a robust proxy for annual survival in this highly philopatric species [34]—and a longer breeding season that in some instances even allows birds to raise a second brood (M.S. and Ç.A. 2015, unpublished data).

By contrast, tree swallows in Ontario have lower annual return rates and a shorter breeding season, with only one brood raised per pair each year. Greater annual survival and longer breeding seasons in the North Carolina population means that, on average, these birds have more opportunities for future reproduction than birds in Ontario. Higher potential for future reproduction will tend to decrease the value of the current brood [15], such that current brood value will be lower for North Carolina (NC) tree swallows compared with Ontario tree swallows. It is important to note that factors other than brood value may also differ between the two populations, and these may also yield differences in parental investment. Nevertheless, from the perspective of life-history theory, brood value is a useful composite measure and the use of these two populations allows us to compare responsiveness of parental investment to cues of offspring demand across populations with different brood values [31,35,36].

The first question we ask is whether adjustment of parental care effort to offspring begging calls differs between the two populations. This question relates to the brood-value hypothesis which predicts that adjustment of parental investment in response to cues from offspring will depend on the value of current reproduction versus future reproduction [36]. Thus, this hypothesis predicts that females should increase parental care in response to experimentally increased offspring demand more (or only) in the northern population with higher brood value compared with the southern population.

The second question relates to the role of cort in mediating strategic adjustments in parental effort. The cort-adaptation hypothesis predicts that increases in parental investment should be positively correlated with increases in cort levels [17]. As such, females that received playbacks should show greater increases in cort levels than control females, which did not receive playbacks. We also test the prediction from the cort-adaptation hypothesis that higher increases in cort during the nestling period will predict higher fledging success.

## 2. Material and methods

### 2.1. Study site and species

The tree swallow is a widespread secondary cavity nesting species that breeds across a wide range of latitudes from Alaska and Northern Canada to the southern USA. We studied tree swallows at two field sites where they nest in artificial nest-boxes: Queen's University Biological Station, Ontario, Canada (44°34'2'' N, 76°19'26'' W, 121 m elevation) and near Davidson College, Davidson, NC, USA (34°31'32'' N, 80°52'40'' W, 240 m elevation). These two sites differ in the length of the breeding season (May to July in Ontario and March to July in NC). Tree swallows have high breeding site fidelity, and so return to the breeding population is often used as a proxy of annual survival [34]. In the NC population, return rates are around 50% for females (51% in 2015), which is higher than in the Ontario population (average 22% between 1975 and 2012, range 10–45%), or than has been found in other studies comparing southern and northern populations of tree swallows [15].

### 2.2. Nest monitoring

We monitored the nests by visiting each nest-box weekly until the parents started nest construction, after which point we visited the nest-box every 3 days until an egg was detected. We checked the nest-box every day until no new eggs were laid for 2 days in a row, which indicated that incubation had started. Female tree swallows typically lay one egg per day, and begin incubation on the day of laying of the last egg [37]. The date of laying of the last egg was considered day 0 of the incubation period. The incubation period typically lasts 14 days, so we checked each incubating nest daily starting from day 12 of the incubation period until all chicks hatched to determine the date of hatching, which was defined as the day when the first chick hatched. Day of hatching was considered day 0 of the nestling period. Throughout the nestling period, we checked the nest at least every 3 days until day 16, at which point we stopped disturbing the nest until day 22 to determine fledging success.

### 2.3. Sampling parents and nestlings

We captured females using box traps at their nest on day 10 of the incubation period to record body measurements (tarsus, wing chord, weight, skull size), collect a blood sample for cort analysis within 3 min of capture, and mark birds with a numbered metal leg band (US Fish and Wildlife Service) and

a unique passive integrated transponder (PIT) tag that was integrated into a plastic coloured leg band (EM4102 tags from IB Technology, UK). Each female was tagged with a red colour band/PIT tag. We captured the males at their nest-box on day 2 or 3 of the nestling period. We took the same measurements from the males, except that we did not collect blood samples to minimize handling time and capture stress for males. Males were also tagged with a numbered metal band and a blue PIT tag. We report a detailed analysis of male parental behaviour as a function of treatment and female behaviour elsewhere. We measured tarsus length and weighed nestlings on the afternoon of day 6 and again on day 12 when each nestling was fitted with a numbered metal band.

## 2.4. Playback experiment

We recorded begging calls from 10 nests on the afternoon of day 6 by pointing a Sennheiser ME66/K6 directional microphone attached to a Marantz PMD 660 solid-state recorder into the nest. To initiate nestling begging, we tapped at the nest entrance. Tree swallow nestlings call at a high rate when the parent arrives and gradually decrease their calling rate [38]. To simulate this natural pattern of calling, we used the software SYRINX (John Burt, Seattle, WA, USA; [www.syrinxpc.com](http://www.syrinxpc.com)) to create 30 s stimulus files from the recordings. We created the stimulus file by copying call bouts from the original recording into a new file such that the initial calling rate was approximately  $14 \text{ begs s}^{-1}$  (consisting of overlapping calls by multiple nestlings) that gradually decreased to a constant approximately  $4 \text{ begs s}^{-1}$  (see the electronic supplementary material, figure S8 for an example stimulus). The 10 stimulus files were randomly allocated to the treatment nests. We used a radio-frequency identification (RFID) reader (an upgrade of the model described in [39], from Cellular Tracking Technology, PA, USA) attached to a micro-computer (Raspberry PI) to carry out the playbacks automatically every time the female (but not the male) perched at the nest-box entrance. The playback set-up is described in detail elsewhere [33]. Briefly, we attached an antenna around the entrance hole of the nest-box that was connected to an RFID reader. The RFID reader in turn was connected to a Raspberry PI (rPI) computer which was running a Python script that played back the begging calls for 30 s every time the RFID reader detected the female's PIT tag, with the exception of a refractory period of 2 min from the start of each playback (to avoid situations where the playback would be triggered when the female left the nest). The playbacks were broadcast via earbuds (Sony MDRE9LP, Sony Inc.) connected to the rPI via a 2 m audio cable. The earbuds played calls at approximately 55 db (measured by a portable digital sound-level meter), comparable to call amplitudes of tree swallow nestlings at that age [40]. The earbuds were taped at the back of the nest-box so that they rested on the back of the nestcup to avoid interfering with the movements of nestlings and parents (see [33] for a picture of the system). The playback apparatus was also installed for control nests, but no sound was played. Treatments were allocated to the nests using a randomized block design, to control for seasonal differences.

The playback system was set up in the morning around 7.00 on day 6 post-hatching and stopped approximately 6 h later when we captured the females in their nest-box and obtained a second blood sample for cort analysis. We had 21 control and 15 playback nests in NC and 19 control and 18 playback nests in Ontario. In NC, three of the nests that were intended to be playback nests never received any playbacks due to the failure of the system, and as such they were included in the analysis as control nests, which caused the uneven sample sizes. One additional nest in NC was excluded from analyses because it only received 2.7 h of playback due to equipment failure halfway through the experiment, making it intermediate to control and playback conditions.

## 2.5. Blood sampling and hormone assay

We obtained blood samples (approx.  $120 \mu\text{l}$ ) by puncturing the brachial vein within 3 min of capturing the females to minimize the influence of the stress of capture on measured cort levels [41]. Blood was stored on ice in the field, and centrifuged in the laboratory within 6 h to separate the plasma. The plasma was stored at  $-20^\circ\text{C}$  until the assays.

Total cort in plasma was determined by direct radioimmunoassay following an extraction with dichloromethane [17,42]. Mean extraction efficiency of a known quantity of radiolabelled hormone was 83%, and we corrected for the individual extraction efficiencies in calculating final concentrations. Briefly, we incubated the extracts overnight at  $4^\circ\text{C}$  with 10K cpm of 3H-cort (Perkin Elmer, Product number: NET399250UC) and antiserum (Esoterix Endocrinology, Calabasas Hills, CA, USA, Product number: B3-163). We then added dextran-coated charcoal to separate cort bound to antibodies. Intra-assay variation of known concentration standards was 3.93%. Minimum detection level was  $1.1 \text{ ng ml}^{-1}$ .

Nine samples fell below this limit, and we estimated the concentration of these samples using the extrapolated predictions from the fitted standard curve. Removing these data points did not change our results.

## 2.6. Quantifying parental effort

We quantified parental visit rates in two ways: first, we carried out 1 h feeding watches on days 5 and 6 (the day before and the day of the treatments) where an observer sat 30 m from the nest and noted every visit of the male and female using a spotting scope and a voice recorder. We also quantified visit rates from the RFID records as described in detail by Lendvai *et al.* [43]. We checked the visit rates from 1 h nest watches against the visit rates calculated from RFID logs of the same time periods. There was a high correspondence between the two ( $r = 0.68$ ,  $p = 0.2 \times 10^{-7}$  for females and  $r = 0.67$ ,  $p = 0.4 \times 10^{-7}$  for males,  $n = 43$ ). Because the RFID observations spanned the entire duration of the experiment, we used these as the main measure of parental visit rates. Visit rates are an excellent measure of the feeding rates in the tree swallows, as most visits are for feeding [44].

## 2.7. Data analyses

We used generalized linear mixed models (GLMMs) to assess the effects of treatment and population on cort and behavioural data. We entered the cort data into a GLMM with time period (incubation or nestling), treatment (playback versus control) and population (Ontario versus NC) as fixed factors. Playback stimulus and bird ID were included as random factors.

We analysed the female feeding rates derived from RFID recordings with GLMMs using the fixed factors treatment (playback versus control), population (Ontario versus NC) and time period. For the latter factor, we used four levels: pre-treatment (day 5) feeding rates (6 h during the same time of day as the experimental period on the next day) and feeding rates from the period while the playback or control treatment was in effect in day 6, which we further divided into three 2 h periods to assess any temporal changes in effects of playback on female behaviour. We included playback stimulus and bird ID as random factors and also included an offset variable for log of duration of playback to control for the variation in how long the birds were exposed to the playbacks (mean =  $6.24 \pm 0.05$  s.e. hours). Because of the large number of predictor variables (three fixed factors and their interactions) in these mixed models, we used a model selection approach [45,46]. In most cases, there were multiple models that provided similar fits to the best models. To incorporate the information in these models, we used model averaging [46] after first running a model with all predictor variables and their interactions (model averaging implemented with R-package MuMIn [47]). In the averaged models, we included all models within 2 AICc of the best model (i.e. the model with the lowest AICc). Full model selection tables are given in the electronic supplementary material.

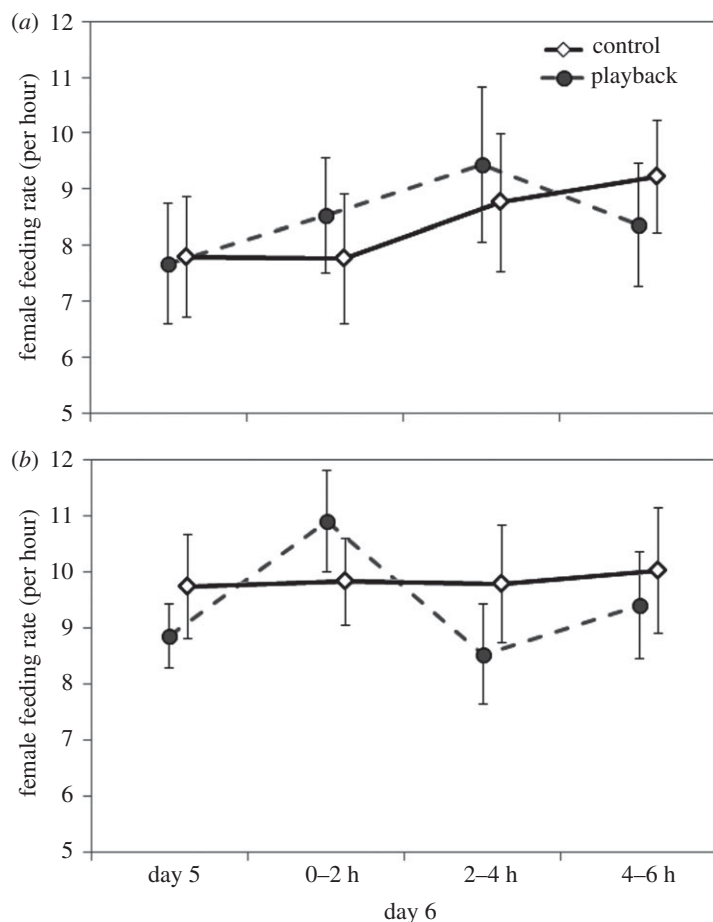
We also examined whether change in cort (base-10 logarithm of ratio of post-treatment cort to pre-treatment cort) between incubation and nestling periods predicted number of chicks fledged using a generalized linear model with Poisson distribution and log link [23]. For this analysis, we included change in cort, treatment, population and their interactions as predictor variables and again used model averaging as above.

Finally, we analysed nestling growth (nestling mass on days 6 and 12) as well as fledging success using GLMMs. In these models, we examined the fixed factors population, treatment and their interactions and included relative lay date (number of days from the first egg of the respective population) as a random factor as it has a strong effect on clutch size, with later clutches containing fewer eggs in both populations.

# 3. Results

## 3.1. Female feeding rates

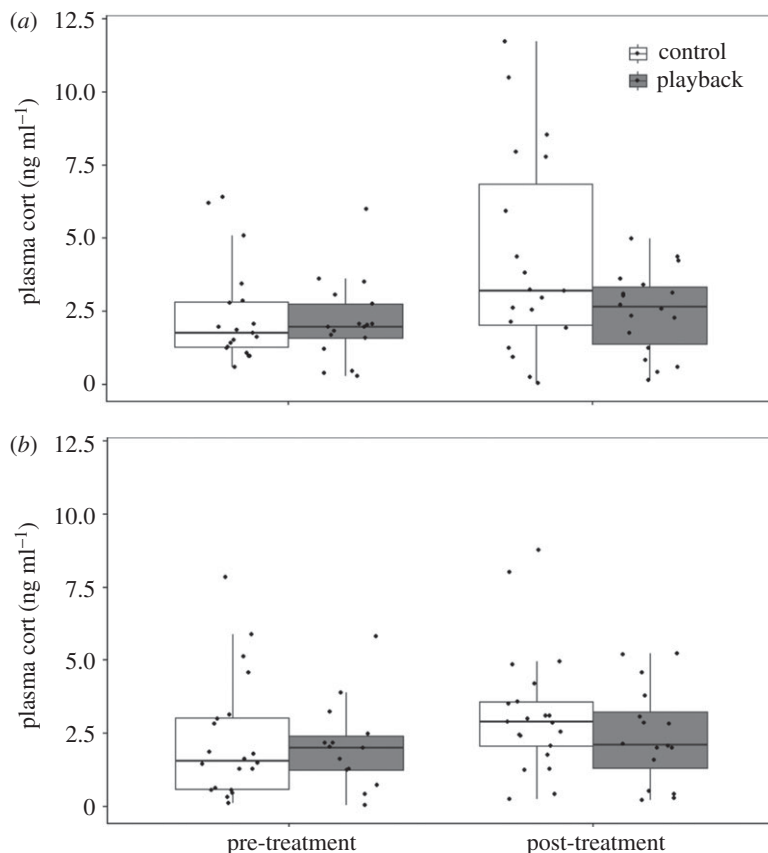
Nestling playbacks had a transient effect on female feeding rates (figure 1, see model results in table 1). Females that received playbacks of nestling begging calls increased their feeding rates in the first 2 h of the playbacks on day 6, compared to their average feeding rates the previous day. No such increase was observed in the control females (electronic supplementary material, figure S6). No other main or interaction effects were significant (table 1).



**Figure 1.** Average feeding rates of females on the day before treatment (day 5) and during the treatment (day 6), the latter in three 2 h increments. The feeding rates were estimated from RFID logs. The error bars denote  $\pm 1$  s.e. (a) Ontario and (b) North Carolina.

**Table 1.** Model averaged coefficients of predictors of female feeding rates. The comparison for the period, population and treatment is pre-treatment (day 5), NC and control, respectively. See text for details and the electronic supplementary material for the specific models in the averaged model. The values in italics denote coefficients that are significantly different from zero.

	coefficient	estimate	s. e.	<i>p</i> -value	no. of models
(intercept)		2.13	0.09	<0.001	
period	during 1st 2 h	0.10	0.06	0.090	4
	during 2nd 2 h	0.03	0.05	0.568	
	during last 2 h	0.06	0.04	0.146	
population	Ontario	-0.18	0.12	0.126	3
period $\times$ population	during 1st 2 h $\times$ Ontario	-0.12	0.07	0.084	2
	during 2nd 2 h $\times$ Ontario	0.11	0.07	0.102	
	during last 2 h $\times$ Ontario	0.03	0.06	0.616	
treatment	playback	-0.05	0.12	0.661	1
period $\times$ treatment	during 1st 2 h $\times$ playback	<i>0.18</i>	<i>0.07</i>	<i>0.005</i>	<i>1</i>
	during 2nd 2 h $\times$ playback	0.03	0.07	0.625	
	during last 2 h $\times$ playback	0.01	0.06	0.886	



**Figure 2.** Circulating plasma cort (baseline) levels of females pre-treatment (late incubation stage) and post-treatment (immediately after the playbacks during the nestling stage). The boxplots represent the median (middle line), 25% and 75% percentiles (the lower and upper boundaries of the boxes, respectively), and the 1.5 interquartile range (whiskers). Individual data points are also shown. (a) Ontario and (b) North Carolina.

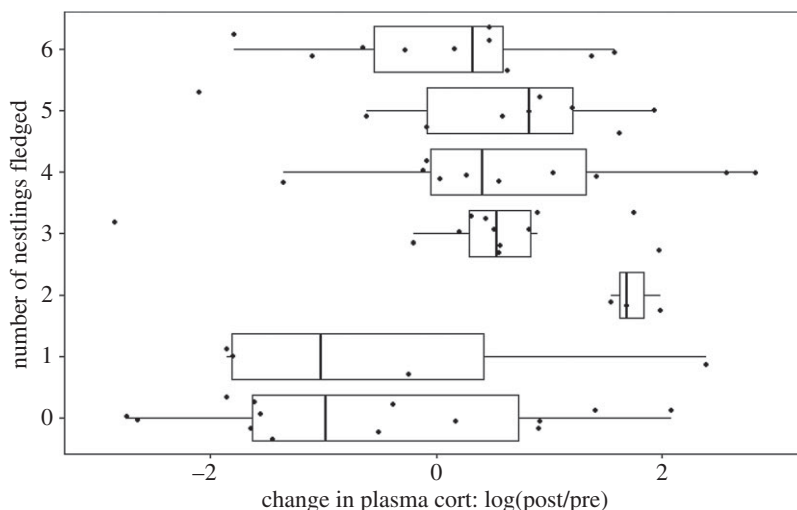
**Table 2.** Averaged GLM model from four best models (within 2  $\Delta$ AICc of best) of predictors of female CORT. The following factor levels were used as baseline for the intercept: incubation (stage), control (treatment) and NC (population). Female baseline corticosterone (cort) levels significantly increased from incubation to nestling period. The values in italics denote coefficients that are significantly different from zero.

	model averaged coefficients	s. e.	<i>p</i> -value	no. of models
(intercept)	2.39	0.36	<0.001	4
stage	1.15	0.48	<i>0.017</i>	4
treatment	−0.51	0.51	0.327	4
stage × treatment	−1.09	0.69	0.116	2
population	0.37	0.34	0.289	2

### 3.2. Corticosterone

In the averaged model, the only significant coefficient was nesting stage: females had significantly higher cort levels during the nestling period compared with the incubation period (figure 2 and table 2). Treatment did not have a main effect or enter into an interaction with stage.

There was a positive correlation between female change in cort (ratio of post- to pre-treatment cort) and fledging success. In the averaged model, females with greater increases in cort from the incubation to the nestling stage fledged more offspring (figure 3, see table 3 for the averaged model). The effects of treatment and population were not significant.



**Figure 3.** Fledging success as a function of change in baseline plasma cort levels of females from incubation to the nestling period. Change in plasma cort is depicted as the logarithm (base 10) of the ratio of plasma cort during nestling period to plasma cort during incubation. Thus, zero equals no change in plasma cort from incubation to nestling period. The boxplots show the change in cort for each number of fledging category, and the dots are individual data points.

**Table 3.** Averaged model (from three best models) examining predictors of the number of fledglings. For the treatment and population, control and NC were used as baseline, respectively. Change in corticosterone (cort) was positively correlated with number of nestlings fledged. The values in italics denote coefficients that are significantly different from zero.

	model averaged coefficients	s. e.	<i>p</i> -value	no. of models
(intercept)	1.08	0.10	<0.001	3
change in cort	0.10	0.05	<i>0.029</i>	3
treatment	0.14	0.15	0.344	1
population	−0.08	0.15	0.608	1

### 3.3. Mass

There was a significant effect of nesting stage on female body mass: almost all females lost weight from the first to second capture (see table 4 for the best model). The main effects of population and treatment were also significant. The main effects were modified by two significant interactions: treatment by population (females in the playback treatment were lighter than the control females in the NC but not in the Ontario population) and population by stage (females in NC lost more weight between the incubation and nestling periods when compared with females in Ontario). The former interaction apparently was mostly due to the mass during nestling period and as evidenced by the fact that treatment and population did not have an effect on female mass in the incubation period (electronic supplementary material, table S4). Finally, there was an effect of relative laying date, with females starting to lay eggs later in the season being lighter.

### 3.4. Clutch size, nestling mass and fledging success

There were no significant effects of treatment on clutch size, nestling mass at days 6 and 12, or fledging success. Nestlings in Ontario were on average significantly heavier at both days 6 and 12 (electronic supplementary material, tables S6 and S7 and figures S2 and S3), but clutch size and number of nestlings fledged did not differ between the populations. There were no significant interactions of population and treatment in any of the models (see the electronic supplementary material).

**Table 4.** The best GLM model on female body mass. The model selection table revealed that the  $\Delta$ AICc between the best model and the second best was 2.32. The following factor levels were used as baseline for the intercept: incubation (stage), control (treatment) and NC (population). The values in italics denote coefficients that are significantly different from zero.

	model averaged coefficients	s. e.	<i>p</i> -value
(intercept)	24.31	0.34	<0.001
treatment	−0.83	0.37	<i>0.030</i>
population	−0.89	0.43	<i>0.039</i>
stage	−4.30	0.31	<0.001
relative lay date	−0.06	0.02	<0.001
treatment × population	1.44	0.53	<i>0.002</i>
population × stage	1.39	0.42	<i>0.008</i>

## 4. Discussion

Our aim was to manipulate nestling begging calls to study (i) whether a perceived increase in offspring demand induces a change in parental effort of females in two different populations of tree swallows with distinct brood values. If there was a change in parental effort, we further asked whether it led to (ii) an increase in baseline cort as predicted by the cort-adaptation hypothesis and whether the changes in baseline cort from incubation to nestling period were predictive of fledging success. We found that (i) females increased parental effort in response to offspring begging call playback in both populations, but the increase was transient and confined to the early hours of the playback treatment. Consequently, (ii) baseline cort levels obtained from blood samples at the end of the 6 h period did not differ between the control and playback groups. However, change in baseline cort from incubation to nestling period did predict how many nestlings females fledged (with higher increases in cort associated with greater fledging success).

### 4.1. Change in parental care and baseline cort

Prior experiments on tree swallows and other species showed that glucocorticoids vary with parental effort [17,23,24]. These studies generally looked at changes in parental care over a longer period (e.g. through brood enlargement or reduction throughout the nestling period). Our aim here was to ask whether cort would dynamically covary with changes in cues of offspring demand in the short term. The lack of a difference in cort between females in the playback and control groups fails to support the hypothesis that baseline cort levels are involved in strategic adjustment of parental care in the short term. Given our relatively large sample size ( $n = 73$  nests), we do not believe the absence of a treatment effect is due to lack of power.

There is, however, one major caveat to this null effect in that the effect of the nestling playbacks on female parental behaviour was transient and confined to the first few hours of the playbacks whereas we obtained blood samples at about 6 h after the start of the playback, and compared cort in those samples to cort measured 9–10 days prior to the playback. By the time the post-experimental blood samples were collected, female nest visit rates had returned to baseline levels, and were not significantly different between the playback and control group. Our experimental approach (designed without the prior knowledge of how long the behavioural effects would last) may have therefore lacked the precision to detect a transient increase in cort corresponding to the transient increase in female feeding rates. In other words, it remains possible that cort is involved in strategic adjustment of parental care, but the time scale of our experiment was too long to detect the effect.

The fact that playbacks had only a transient effect on female feeding behaviour is somewhat surprising. Most prior studies manipulating female feeding behaviour through playbacks of nestling begging calls used a playback duration of 1 h (in great tits, *Parus major* [7], in blue tits [48] and in tree swallows [49,50]). The only study we are aware of using a longer period used an automated device and carried out playbacks for several days (in pied flycatchers, *Ficedula hypoleuca* [9]), and this study did find a persistent effect of playbacks on feeding rates. The transient effect on female feeding rates may reflect

habituation to the stimulus, and/or an inability of the females to maintain a high rate of feeding over several hours, potentially due to low food availability [12]. Nestlings might also decrease their begging intensity after an initial period of increased female feeding rates in response to playback. Indeed, detailed studies of nestling behaviour in tree swallows found that nestlings tend to beg more intensely (using both acoustic and visual signals) if the interval between feeding visits is long and females tend to visit sooner if the begging intensity in their last visit was high [51]. Increased feeding rates due to playbacks might have led to shorter inter-visit intervals, and less intense begging by the actual nestlings. In other words, the increases in feeding rate due to the effect of playback may be counteracted eventually by the decrease in begging intensity by the nestlings. Whatever the cause, the transient effect of the playbacks means that any effect on cort may also have been transient and therefore would only have been detected if we had captured the females when the playbacks had their maximal effect on behaviour, i.e. after 2 h.

Although we failed to find evidence for a role of cort in the short-term adjustment of parental care, we found evidence for one prediction of the cort-adaptation hypothesis, specifically the prediction that increases in baseline cort during the period of parental care should increase fledging success [17,23]. Females with greater increases in cort from incubation to nestling period fledged more offspring. This finding is consistent with an earlier study in the Ontario population, in which experimentally increased broods induced greater increases in cort through the breeding season, and changes in cort within females were positively correlated with fledging success across both experimental and control groups [23]. The current results extend the previous findings by showing that the positive link between small increases in baseline cort and fledging success can be detected in natural brood sizes.

The finding that females in both populations adjusted parental care in response to begging calls is in contrast to an earlier study in this species that found effects of brood size manipulation on females consistent with the brood-value hypothesis [15]. In that study, broods were either enlarged or reduced by 50% in two populations of tree swallows in Alaska and Tennessee. Females in Alaska increased their nest visit rate in the enlarged condition to maintain the same level of nestling condition, whereas females in Tennessee did not increase their visit rate and, subsequently, nestlings in enlarged broods were of lower condition. These results were consistent with the life-history theory and the brood-value hypothesis [13,14]. The present result suggests that females in southern populations are able to increase their parental effort in the short term similar to their northern counterparts (the finding in this study) but may be limited in the long term due to lower food availability in the southern populations (the situation faced by females due to permanent addition of extra nestlings in the study by Ardia [15]). Indeed, Ardia [15] found that insect availability was lower in the southern population, making a chronic increase in offspring demand harder to meet for the southern parents.

In summary, our results suggest that although females can flexibly adjust their feeding rates in response to simulated increased demand from their nestlings, their responses were transient, which undermined strong conclusions regarding the role of glucocorticoids in short-term adjustment of parental effort. At the same time, increases in baseline cort levels of females from incubation to nestling period predicted fledging success across broods. Therefore, although it is unclear whether glucocorticoids are involved in short-term strategic adjustment of parental care, the data suggest that longer term changes in baseline cort levels are positively correlated with fitness. We believe these data warrant further research into hormonal changes that may occur at shorter time scales and play a causal role in short-term adjustment of parental effort.

**Ethics.** We confirm that the procedures used in the study followed the guidelines for animal care outlined the Animal Behavior Society and Association for the Study of Animal Behavior, and were approved by the Institutional Animal Care and Use Committee at Virginia Tech (no. 12-020), Animal Care Committee of Queen's University (no. 2013-019) and the Canadian Wildlife Service (no. 10771). The field research was conducted with a permit from the US Geological Survey Bird Banding Laboratory to M.S. (no. 22742) and Canadian Wildlife Service permit to F.B. (no. 10771)

**Data accessibility.** The data used in this paper are available as the electronic supplementary material.

**Authors' contributions.** Ç.A. and Á.Z.L. designed and coordinated the study, collected field data, ran hormone assays, carried out data analysis and drafted the manuscript; M.S. collected field data and helped draft the manuscript; M.H. contributed to the design of the study and helped draft the manuscript; F.B. collected field data, contributed to the design of the study and helped draft the manuscript; I.T.M. contributed to the design of the study, ran hormone assays and helped draft the manuscript. All authors gave final approval for publication.

**Competing interests.** We have no competing interests.

**Funding.** This work was supported by a U.S. National Science Foundation (NSF) grant (F.B., I.T.M. and M.H.; IOS-1145625), and by the Natural Sciences and Engineering Research Council of Canada Banting Postdoctoral Fellowship (F.B.). During the preparation of the manuscript, Á.Z.L. was supported by a grant from the Hungarian Research Fund (OTKA K 113108).

Acknowledgements. We are grateful to Alice Domalik, and Pria St John (Queen's University), and Drew Gill and Spencer Gill (Davidson College) for excellent help in the field.

## References

- Trivers R. 1972 Parental investment and sexual selection. In *Sexual selection and the descent of man* (ed. B Campbell), pp. 136–179. Chicago, IL: Aldine.
- Stearns SC. 1992 *The Evolution of life histories*. Oxford, UK: Oxford University Press.
- Burley N. 1988 The differential-allocation hypothesis: an experimental test. *Am. Nat.* **132**, 611–628. (doi:10.1086/284877)
- Sheldon BC. 2000 Differential allocation: tests, mechanisms and implications. *Trends Ecol. Evol.* **15**, 397–402. (doi:10.1016/S0169-5347(00)01953-4)
- Dakin R, Lendvai AZ, Ouyang JQ, Moore IT, Bonier F. 2016 Plumage colour is associated with partner parental care in mutually ornamented tree swallows. *Anim. Behav.* **111**, 111–118. (doi:10.1016/j.anbehav.2015.10.006)
- Hinde CA, Kilner RM. 2007 Negotiations within the family over the supply of parental care. *Proc. R. Soc. B* **274**, 53–60. (doi:10.1098/rspb.2006.3692)
- Hinde C. 2006 Negotiation over offspring care?—a positive response to partner-provisioning rate in great tits. *Behav. Ecol.* **17**, 6–12. (doi:10.1093/beheco/ari092)
- Westneat DF, Hatch MI, Wetzal DP, Ensminger AL. 2011 Individual variation in parental care reaction norms: integration of personality and plasticity. *Am. Nat.* **178**, 652–667. (doi:10.1086/662173)
- Otsson U, Bäckman J, Smith HG. 1997 Begging affects parental effort in the pied flycatcher, *Ficedula hypoleuca*. *Behav. Ecol. Sociobiol.* **41**, 381–384. (doi:10.1007/s002650050399)
- Leonard ML, Horn AG. 2001 Begging calls and parental feeding decisions in tree swallows (*Tachycineta bicolor*). *Behav. Ecol. Sociobiol.* **49**, 170–175. (doi:10.1007/s002650000290)
- Mock DW, Dugas MB, Strickler SA. 2011 Honest begging: expanding from signal of need. *Behav. Ecol.* **22**, 909–917. (doi:10.1093/beheco/arr091)
- Hussell DJ. 1988 Supply and demand in tree swallow broods: a model of parent–offspring food-provisioning interactions in birds. *Am. Nat.* **131**, 175–202. (doi:10.1086/284785)
- Martin TE, Martin P, Olson C, Heidinger B, Fontaine J. 2000 Parental care and clutch sizes in North and South American birds. *Science* **287**, 1482–1485. (doi:10.1126/science.287.5457.1482)
- Ghalambor CK, Martin TE. 2001 Fecundity–survival trade-offs and parental risk-taking in birds. *Science* **292**, 494–497. (doi:10.1126/science.1059379)
- Ardia DR. 2005 Tree swallows trade off immune function and reproductive effort differently across their range. *Ecology* **86**, 2040–2046. (doi:10.1890/04-1619)
- McNamara JM, Houston AI. 1996 State-dependent life histories. *Nature* **380**, 215–221. (doi:10.1038/380215a0)
- Bonier F, Martin PR, Moore IT, Wingfield JC. 2009 Do baseline glucocorticoids predict fitness? *Trends Ecol. Evol.* **24**, 634–642. (doi:10.1016/j.tree.2009.04.013)
- Wingfield JC, Sapolsky RM. 2003 Reproduction and resistance to stress: when and how. *J. Neuroendocrinol.* **15**, 711–724. (doi:10.1046/j.1365-2826.2003.01033.x)
- Wingfield JC, Maney DL, Breuner CW, Jacobs JD, Lynn S, Ramenofsky M, Richardson RD. 1998 Ecological bases of hormone–behavior interactions: the ‘emergency life history stage’. *Am. Zool.* **38**, 191–206. (doi:10.1093/icb/38.1.191)
- Lendvai ÁZ, Giraudeau M, Chastel O. 2007 Reproduction and modulation of the stress response: an experimental test in the house sparrow. *Proc. R. Soc. B* **274**, 391–397. (doi:10.1098/rspb.2006.3735)
- Lendvai ÁZ, Chastel O. 2008 Experimental mate-removal increases the stress response of female house sparrows: the effects of offspring value? *Horm. Behav.* **53**, 395–401. (doi:10.1016/j.yhbeh.2007.11.011)
- Moore IT, Lerner JP, Lerner DT, Mason RT. 2000 Relationships between annual cycles of testosterone, corticosterone, and body condition in male red-spotted garber snakes, *Thamnophis sirtalis concinnus*. *Physiol. Biochem. Zool.* **73**, 307–312. (doi:10.1086/316748)
- Bonier F, Moore IT, Robertson RJ. 2011 The stress of parenthood? Increased glucocorticoids in birds with experimentally enlarged broods. *Biol. Lett.* **7**, 944–946. (doi:10.1098/rsbl.2011.0391)
- Bonier F, Moore IT, Martin PR, Robertson RJ. 2009 The relationship between fitness and baseline glucocorticoids in a passerine bird. *Gen. Comp. Endocrinol.* **163**, 208–213. (doi:10.1016/j.ygcen.2008.12.013)
- Crossin GT, Trathan PN, Phillips RA, Gorman KB, Dawson A, Sakamoto KO, Williams TD. 2012 Corticosterone predicts foraging behavior and parental care in macaroni penguins. *Am. Nat.* **180**, E31–E41. (doi:10.1086/666001)
- Love OP, Breuner CW, Vézina F, Williams TD. 2004 Mediation of a corticosterone-induced reproductive conflict. *Horm. Behav.* **46**, 59–65. (doi:10.1016/j.yhbeh.2004.02.001)
- Moore IT, Jessop TS. 2003 Stress, reproduction, and adrenocortical modulation in amphibians and reptiles. *Horm. Behav.* **43**, 39–47. (doi:10.1016/S0018-506X(02)00038-7)
- Ouyang JQ, Muturi M, Quetting M, Hau M. 2013 Small increases in corticosterone before the breeding season increase parental investment but not fitness in a wild passerine bird. *Horm. Behav.* **63**, 776–781. (doi:10.1016/j.yhbeh.2013.03.002)
- Angelier F, Clément-Chastel C, Gabrielsen GW, Chastel O. 2007 Corticosterone and time–activity budget: an experiment with black-legged kittiwakes. *Horm. Behav.* **52**, 482–491. (doi:10.1016/j.yhbeh.2007.07.003)
- Angelier F, Chastel O. 2009 Stress, prolactin and parental investment in birds: a review. *Gen. Comp. Endocrinol.* **163**, 142–148. (doi:10.1016/j.ygcen.2009.03.028)
- Bókony V, Lendvai ÁZ, Liker A, Angelier F, Wingfield JC, Chastel O. 2009 Stress response and the value of reproduction: are birds prudent parents? *Am. Nat.* **173**, 589–598. (doi:10.1086/597610)
- Ouyang JQ, Sharp PJ, Dawson A, Quetting M, Hau M. 2011 Hormone levels predict individual differences in reproductive success in a passerine bird. *Proc. R. Soc. B* **278**, 2537–2545. (doi:10.1098/rspb.2010.2490)
- Lendvai ÁZ, Akçay Ç, Weiss T, Haussmann MF, Moore IT, Bonier F. 2015 Low cost audiovisual playback and recording triggered by radio frequency identification using Raspberry Pi. *PeerJ* **3**, e877. (doi:10.7717/peerj.877)
- Winkler DW, Wrege PH, Allen PE, Kast TL, Senesac P, Wasson MF, Llambias PE, Ferretti V, Sullivan PJ. 2004 Breeding dispersal and philopatry in the tree swallow. *Condor* **106**, 768–776. (doi:10.1650/7634)
- Sol D, Maspons J, Vall-Llosera M, Bartomeus I, García-Peña GE, Piñol J, Freckleton RP. 2012 Unraveling the life history of successful invaders. *Science* **337**, 580–583. (doi:10.1126/science.1221523)
- Silverin B, Arvidsson B, Wingfield J. 1997 The adrenocortical responses to stress in breeding willow warblers *Phylloscopus trochilus* in Sweden: effects of latitude and gender. *Funct. Ecol.* **11**, 376–384. (doi:10.1046/j.1365-2435.1997.00097.x)
- Winkler DW, Hallinger KK, Ardia DR, Robertson RJ, Stutchbury BJ, Cohen RR. 2011 Tree swallow (*Tachycineta bicolor*). In *Birds of North America online* (ed. A Poole). Ithaca, NY: Cornell Lab of Ornithology. See <https://birdsna.org/Species-Account/bna/species/treswa>.
- Leonard ML, Horn AG. 2001 Begging in the absence of parents by nestling tree swallows. *Behav. Ecol.* **12**, 501–505. (doi:10.1093/beheco/12.4.501)
- Bridge ES, Bonter DN. 2011 A low-cost radio frequency identification device for ornithological research. *J. Field Ornithol.* **82**, 52–59. (doi:10.1111/j.1557-9263.2010.00307.x)
- Leonard ML, Horn AG. 2006 Age-related changes in signalling of need by nestling tree swallows (*Tachycineta bicolor*). *Ethology* **112**, 1020–1026. (doi:10.1111/j.1439-0310.2006.01259.x)
- Romero LM, Reed JM. 2005 Collecting baseline corticosterone samples in the field: is under 3 min good enough? *Comp. Biochem. Physiol. A Mol. Integr. Physiol.* **140**, 73–79. (doi:10.1016/j.cbpa.2004.11.004)
- Wingfield JC, Vleck CM, Moore MC. 1992 Seasonal changes of the adrenocortical response to stress in birds of the Sonoran Desert. *J. Exp. Zool.* **264**, 419–428. (doi:10.1002/jez.1402640407)
- Lendvai ÁZ, Akçay Ç, Ouyang JQ, Dakin R, Domalik AD, St John PS, Stanback M, Moore IT, Bonier F. 2015 Analysis of the optimal duration of behavioral observations based on an automated continuous monitoring system in tree swallows (*Tachycineta bicolor*): is one hour good enough? *PLoS ONE* **10**, e0141194. (doi:10.1371/journal.pone.0141194)
- McCarty JP. 2002 The number of visits to the nest by parents is an accurate measure of food delivered to nestlings in tree swallows. *J. Field Ornithol.* **73**, 9–14. (doi:10.1648/0273-8570-73.1.9)

45. Symonds MRE, Moussalli A. 2011 A brief guide to model selection, multimodel inference and model averaging in behavioural ecology using Akaike's information criterion. *Behav. Ecol. Sociobiol.* **65**, 13–21. (doi:10.1007/s00265-010-1037-6)
46. Grueber CE, Nakagawa S, Laws RJ, Jamieson IG. 2011 Multimodel inference in ecology and evolution: challenges and solutions. *J. Evol. Biol.* **24**, 699–711. (doi:10.1111/j.1420-9101.2010.02210.x)
47. Bartoń K. 2013 MuMIn: multi-model inference. R package version 1.15.6.
48. Lucass C, Fresneau N, Eens M, Müller W. 2016 Sex roles in nest keeping—how information asymmetry contributes to parent–offspring co-adaptation. *Ecol. Evol.* **6**, 1825–1833. (doi:10.1002/ece3.1976)
49. Leonard ML, Horn AG, Oswald KN, McIntyre E. 2015 Effect of ambient noise on parent–offspring interactions in tree swallows. *Anim. Behav.* **109**, 1–7. (doi:10.1016/j.anbehav.2015.07.036)
50. Leonard ML, Horn AG, Dorland A. 2009 Does begging call convergence increase feeding rates to nestling tree swallows *Tachycineta bicolor*? *J. Avian Biol.* **40**, 243–247. (doi:10.1111/j.1600-048X.2009.04672.x)
51. Leonard M, Horn A. 1996 Provisioning rules in tree swallows. *Behav. Ecol. Sociobiol.* **38**, 341–347. (doi:10.1007/s002650050250)