

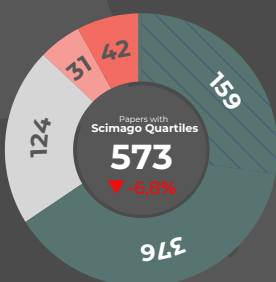
# SCIENTIFIC PERFORMANCE OF FACULTY OF MEDICINE

## 2022

### NUMBER OF SCHOLARLY PUBLICATIONS



#### SCIMAGO QUARTILES



- Q1/D1 ▲ +1,3%
- Q1 ▼ -1,0%
- Q2 ▼ -16,8%
- Q3 ▲ +14,8%
- Q4 ▼ -25%

697

584  
Scopus

582  
WoS

625  
W/S

#### IMPACT FACTOR

3401,971

Sources: MTMT, Tudóstér, SCImago

### NUMBER OF CITATIONS

The number of citations received for publications with WoS/Scopus ID published between 2017-2021 and cited until 2022 by publications with WoS/Scopus ID.

34 039

1,69

### IMMEDIACY INDEX

Immediacy index: The average number of citations of publications published and cited in 2022.

### WOS AND SCOPUS CITATIONS

WoS  
872

Scopus  
797

W/S  
987

Source: MTMT




### HOT PAPERS



Hot Papers are papers published in the last two years that are receiving citations quickly after publication. These papers have been cited enough times in the most recent bimonthly period to place them **in the top 0.1%** when compared to papers in the same field and added to the database in the same period.

Source: Clarivate

### HIGHLY CITED PAPERS



Highly Cited Papers are papers that perform **in the top 1%** based on the number of citations received when compared to other papers published in the same field in the same year.

### LEAD AUTHORS

Number of articles by  
**lead authors affiliated**  
with the University

567

Number of  
**first author** publications

399

Number of  
**last author** publications


420

Number of  
**corresponding author**  
publications

218

Sources: Tudóstér, Journal Citation Reports, MTMT

### OPEN ACCESS PUBLISHING



Publications uploaded to Tudóstér, that received open access status after OA policy review by DEENK.

Open access publications partially financed by the institutional 50% APC support program. Amount of support in 2022: **52 032 341 Ft**

Open access publications fully financed within Read&Publish agreements.

Source: Tudóstér