

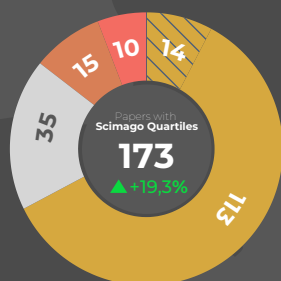


SCIENTIFIC PERFORMANCE OF FACULTY OF AGRICULTURAL AND FOOD SCIENCES AND ENVIRONMENTAL MANAGEMENT 2022

NUMBER OF SCHOLARLY PUBLICATIONS



SCIMAGO QUARTILES



- Q1/D1 ▼ -33.3%
- Q1 ▲ +50.7%
- Q2 ▼ -5.4%
- Q3 ▼ -16.7%
- Q4 ▼ -33.4%



IMPACT FACTOR

529,402

Source: Tudóstér, ScImago

NUMBER OF CITATIONS

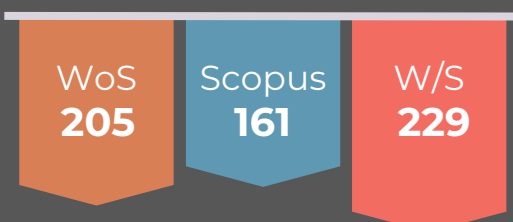
The number of citations received for publications with a WoS/Scopus ID published between 2017-2021 and cited until 2022 by publications with WoS/Scopus ID.



IMMEDIACY INDEX


The average number of citations of publications published and cited in 2022.

WOS and SCOPUS CITATIONS



Source: MTMT

HIGHLY CITED PAPERS



Highly Cited Papers are papers that perform in the top 1% based on the number of citations received when compared to other papers published in the same field in the same year.

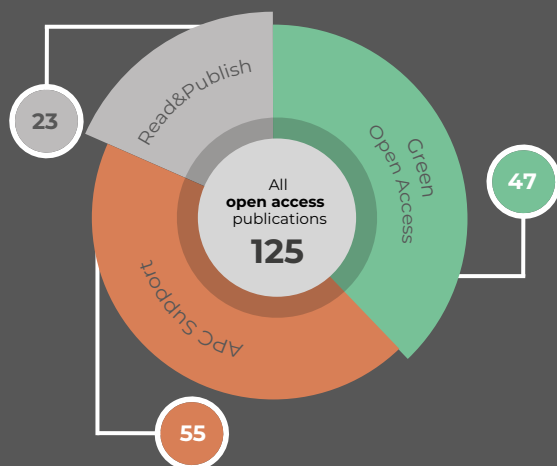
Source: Clarivate

NUMBER OF JOURNAL ARTICLES CLASSIFIED BY THE HAS (MTA) SECTION OF AGRICULTURAL SCIENCES DEPARTMENT



Sources: Tudóstér, Journal Citation Reports, MTMT

OPEN ACCESS PUBLISHING



Publications uploaded to Tudóstér, that received open access status after OA policy review by DEENK.

Open access publications partially financed by the institutional 50% APC support program. Amount of support in 2022: **21 401 831 Ft**

Open access publications fully financed within Read&Publish agreements.

Source: Tudóstér

