

Hargitai, R., Costantini, D., Moskát, C., Bán, M., Muriel, J., and Hauber, M.E. (2012) Variation in plasma oxidative status and testosterone level in relation to egg-eviction effort and age of brood-parasitic common cuckoo nestlings. *Condor*, 114 (4). pp. 782-791. ISSN 0010-5422

Copyright © 2012 The Cooper Ornithological Society

A copy can be downloaded for personal non-commercial research or study, without prior permission or charge

The content must not be changed in any way or reproduced in any format or medium without the formal permission of the copyright holder(s)

When referring to this work, full bibliographic details must be given

<http://eprints.gla.ac.uk/75524/>

Deposited on: 18<sup>th</sup> February 2013

## VARIATION IN PLASMA OXIDATIVE STATUS AND TESTOSTERONE LEVEL IN RELATION TO EGG-EVICTION EFFORT AND AGE OF BROOD-PARASITIC COMMON CUCKOO NESTLINGS

RITA HARGITAI<sup>1,2,8</sup>, DAVID COSTANTINI<sup>3</sup>, CSABA MOSKÁT<sup>4</sup>, MIKLÓS BÁN<sup>5</sup>, JAIME MURIEL<sup>6</sup>,  
AND MARK E. HAUBER<sup>7</sup>

<sup>1</sup>*Institute of Environmental Sciences, College of Nyíregyháza, Sóstói út 31/B, H-4401 Nyíregyháza, Hungary*

<sup>2</sup>*Department of Systematic Zoology and Ecology, Eötvös Loránd University, Pázmány P. st. 1/C, H-1117 Budapest, Hungary*

<sup>3</sup>*Institute for Biodiversity, Animal Health and Comparative Medicine, College of Medical, Veterinary and Life Sciences, University of Glasgow, Graham Kerr Building, Glasgow, G12 8QQ, UK*

<sup>4</sup>*MTA-ELTE-MTM Ecology Research Group, Biological Institute, Eötvös Loránd University, Pázmány P. st. 1/C, H-1117 Budapest, Hungary*

<sup>5</sup>*MTA-DE "Lendület" Behavioral Ecology Research Group, Department of Evolutionary Zoology, University of Debrecen, Egyetem tér 1, H-4032 Debrecen, Hungary*

<sup>6</sup>*Departamento de Ecología Evolutiva, Museo Nacional de Ciencias Naturales (CSIC), José Gutiérrez Abascal, 2, 28006 Madrid, Spain*

<sup>7</sup>*Department of Psychology, Hunter College and the Graduate Center of the City University of New York, New York, NY 10065*

**Abstract.** To avoid competition for parental care, brood-parasitic Common Cuckoo (*Cuculus canorus*) nestlings evict all of the host's eggs and nestlings within a few days after hatching. Little is known about the physiological effects of eviction behavior on the cuckoo nestling's oxidative balance or about age-related variation in plasma oxidative status and testosterone level of developing birds. We examined whether the cuckoo nestling's plasma oxidative status was related to prior effort in eviction and quantified variation in the level of reactive oxygen metabolites, of nonenzymatic antioxidant capacity, and of testosterone concentration in plasma at various phases of the cuckoo's development. Levels of both reactive oxygen metabolites and antioxidant capacity were greater in older than in younger nestlings, suggesting that younger nestlings effectively counterbalance their increased production of free radicals, whereas, near fledging, levels of reactive oxygen metabolites increase despite improved antioxidant capacity. Possibly, overall energy expenditure increases with age and elevates the production of reactive oxygen species to a rate higher than what the antioxidant system could eliminate. Plasma testosterone level was the highest at nestlings' intermediate phase of growth. High levels of testosterone may be required during the period of fastest growth, and when the growth rate levels off near fledging, testosterone levels may also decline. Cuckoo chicks that evicted more host eggs from steeper nests had higher plasma levels of reactive oxygen metabolites shortly after the eviction period, suggesting that eviction is costly in terms of an increased level of oxidative stress.

**Key words:** antioxidant capacity, brood parasitism, eviction behavior, oxidative stress, plasma testosterone.

### Variación en el Estatus Oxidativo del Plasma y Niveles de Testosterona en Relación al Esfuerzo de Desalojo de Huevos y Edad de los Pichones Parásitos de Nidada de *Cuculus canorus*

**Resumen.** Para evitar la competencia por el cuidado parental, los polluelos parásitos de nidada de *Cuculus canorus* desalojan todos los huevos y los polluelos del hospedador a los pocos días después de la eclosión. Se sabe poco sobre los efectos fisiológicos del comportamiento de desalojo en el balance oxidativo de los polluelos de *C. canorus* o sobre la variación en el estatus oxidativo del plasma y el nivel de testosterona relacionado con la edad de las aves en desarrollo. Examinamos si el estatus oxidativo del plasma de los polluelos de *C. canorus* se relacionaba con un esfuerzo previo de desalojo y cuantificamos la variación en el nivel de metabolitos reactivos de oxígeno, la capacidad antioxidante no enzimática y la concentración de testosterona en el plasma en varias fases del desarrollo de *C. canorus*. Tanto los niveles de metabolitos reactivos de oxígeno como la capacidad antioxidante fueron superiores en los polluelos de mayor edad que en los más jóvenes, lo que sugiere que los polluelos de menor edad contrarrestan eficazmente el aumento de la producción de radicales libres, mientras que, cuando se aproximan al abandono del nido, los niveles de metabolitos reactivos de oxígeno aumentan a pesar de una mejora en la capacidad antioxidante. Posiblemente, el gasto total de energía se incrementa con la edad, elevándose la producción de formas reactivas de oxígeno a una tasa mayor de la que el sistema antioxidante puede eliminar. El nivel de testosterona en el plasma fue máximo en la fase intermedia del crecimiento de los polluelos. Pueden requerirse altos niveles de testosterona durante el período de mayor crecimiento

Manuscript received 10 October 2011; accepted 28 March 2012.

<sup>8</sup>E-mail: rita.hargitai@gmail.com

y, cuando la tasa de crecimiento se estabiliza cerca del abandono del nido, los niveles de testosterona también podrían disminuir. Los polluelos de *C. canorus* que desalojaron más huevos del hospedador en nidos con una estructura más empinada tuvieron niveles de plasma de metabolitos reactivos de oxígeno en plasma más altos poco después del período de desalojo, sugiriendo que el desalojo es costoso en términos de un incremento en el nivel de estrés oxidativo.

## INTRODUCTION

Avian interspecific brood parasites, including the Common Cuckoo (*Cuculus canorus*), lay their eggs in the nests of other bird species, and the foster parents incubate the parasitic egg and provision the foreign young at the cost of all or some of their own reproductive success (Wyllie 1981, Davies 2000). For the cuckoo, hatching earlier than the host's young is advantageous as it gives the parasite a competitive advantage (Davies 2000). Cuckoos' rate of embryonic development is generally greater than that of the host's young (Honza et al. 2001), although this brood parasite's advanced hatching may also be the result of internal incubation before laying (Birkhead et al. 2011). Cuckoo nestlings are able to evict the host's eggs or hatchlings over the rim of the nest while they are still blind and relatively small, typically between 1 and 3 days of age (Wyllie 1981, Davies 2000, Honza et al. 2007). The eviction behavior of the cuckoo nestling is considered to be a strategy to eliminate future competitors from the nest (Kilner 2005, Grim et al. 2009a, Hauber and Moskát 2008, Moskát and Hauber 2010). Consequently, cuckoo chicks can receive more care from their foster parents and are able to grow and fledge faster and survive better (Martín-Gálvez et al. 2005, Hauber and Moskát 2008, Grim et al. 2009b, Geltsch et al. 2012).

However, eviction behavior is presumed to entail a high energetic cost for the cuckoo nestling, as it reduces its rate of mass growth during and immediately after the eviction phase (Anderson et al. 2009, Grim et al. 2009b), although the energetic costs of this behavior have not been measured directly. There may also be a trade-off between eviction and other activities of the cuckoo chick, namely, begging and receiving feedings, which could result in starvation of the evictor nestling (Soler 2002, Grim et al. 2009b). Nevertheless, evictor cuckoo nestlings increase their growth rate after the eviction period and by fledging reach a mass similar to that of experimentally manipulated solitary cuckoo nestlings, as predicted by the compensatory-growth hypothesis (Anderson et al. 2009, Grim et al. 2009b).

There could also be other, previously undocumented physiological costs associated with eviction behavior. As evicting several eggs out of a deep nest is presumably an energetically costly and time-consuming physical activity (Anderson et al. 2009, Grim et al. 2009b, 2011), it may impose an oxidative challenge to the cuckoo. Severe physical exercise increases oxygen consumption and may elevate mitochondrial generation of reactive oxygen species (ROS) because of the need for greater ATP production (Ji 1999, Leeuwenburgh and Heinecke 2001, Jackson 2008). The exercise-induced elevated production of ROS may disturb the delicate balance

between antioxidants and prooxidants (Ji 1999, Leeuwenburgh and Heinecke 2001, Chevion et al. 2003, Costantini et al. 2008). Overproduction of ROS could cause oxidative damage to such important macromolecules as lipids, proteins, and nucleic acids (Finkel and Holbrook 2000, Halliwell and Gutteridge 2007), and the peroxidation of biological macromolecules leads to the production of reactive oxygen metabolites (ROMs; Beckman and Ames 1998). These compounds could accumulate if the antioxidant system is not capable of controlling their generation by neutralizing the ROS produced or of removing them from the body through antioxidant enzymatic activity (Halliwell and Gutteridge 2007). Animals cope with ROS by means of endogenously produced and dietary antioxidants (Surai 2002, Halliwell and Gutteridge 2007), and the antioxidant defenses could be upregulated in response to a more intense production of ROS (Monaghan et al. 2009, Costantini 2010). Oxidative stress results from the imbalance between the production of ROS and the capacity of the antioxidant defenses in favor of the former, consequently increasing the rate of generation of oxidative damage (Sies 1991, Halliwell and Gutteridge 2007, Costantini and Verhulst 2009).

The cuckoo nestling's intensive begging behavior (Davies et al. 1998, Kilner et al. 1999, Butchart et al. 2003) and rapid growth after the eviction period (Anderson et al. 2009, Grim et al. 2009b) could be stimulated by the steroid hormone testosterone. Birds start to produce testosterone shortly after or even before hatching (Tanabe et al. 1986, Williams et al. 1987, Adkins-Regan et al. 1990, Goymann et al. 2005). The level of testosterone in the plasma of nestlings can be associated with begging behavior (Goodship and Buchanan 2006, Quillfeldt et al. 2006), level of aggression (Groothuis and Ros 2005), and competitive abilities (Sasvári et al. 1999, Kozłowski and Ricklefs 2011). Testosterone maternally deposited in the yolk increases the rate of postnatal growth (Schwabl 1996, Eising et al. 2001, Gil 2008), although the results for the association between plasma testosterone levels and nestlings' growth rate are ambiguous (Goodship and Buchanan 2006, Quillfeldt et al. 2006, Buchanan et al. 2007, Fargallo et al. 2007). In turn, a high level of circulating testosterone could have detrimental effects as well, as it may increase metabolic rate (Hänssler and Prinzinger 1979, Buchanan et al. 2001), increase production of ROS, and potentially generate oxidative stress (von Schantz et al. 1999, Alonso-Alvarez et al. 2007). Additional adverse effects include androgen-induced immunosuppression (Folstad and Karter 1992, Naguib et al. 2004, Fargallo et al. 2007). However, some recent studies also suggest that testosterone increases the bioavailability of some dietary antioxidants (Blas et al. 2006, McGraw et al. 2006, Noguera et al. 2011) and may reduce the level of oxidative damage (Noguera et al. 2011).

In this study, we tested for the first time whether the eviction effort of cuckoo nestlings is related to the oxidative status of their plasma. Cuckoo nestlings start to evict the host's eggs or chicks 1–2 days after hatching (Honza et al. 2007, Grim et al. 2009b; pers. obs.), and the eviction instinct disappears when the cuckoo is 4–5 days old (Wyllie 1981, Davies 2000, Anderson et al. 2009, Grim et al. 2009b). Therefore, we analyzed plasma levels of compounds representing the intermediate step of oxidative damage (ROMs) and nonenzymatic antioxidant capacity of plasma by the assay of the ferric reducing ability of plasma (FRAP, hereafter “plasma antioxidant capacity”) shortly after the eviction period (days 5–6) in relation to prior eviction effort. We expected that cuckoo nestlings that made a greater effort in eviction should experience a higher level of oxidative stress than nestlings that made less effort. Alternatively, cuckoo nestlings may be able to cope with the elevated production of ROS associated with the greater eviction effort because the antioxidant defense systems of evictor brood parasites could have evolved to improve quickly in response to an acute increase in physical activity.

We also quantified variation in the plasma level of ROMs, plasma antioxidant capacity, and plasma testosterone concentration in three phases of the development of cuckoo nestlings: (1) shortly after the eviction period (days 5–6), (2) during the intensive, linear phase of growth (days 8–9), and (3) when the growth rate slows down and reaches a plateau near fledging (days 14–16; Kleven et al. 1999, Grim 2006, Anderson et al. 2009). Data on age-specific variation in oxidative status and plasma testosterone level could provide insights into how the various phases of nestling development are related to nestlings' physiological ontogeny. Data on these aspects of physiological measures during nestling development are relatively scarce in wild birds (Williams et al. 1987, Costantini et al. 2006, Kozłowski and Hahn 2010, Noguera et al. 2011). During the intensive, linear phase of mass growth, we expected the level of oxidative stress to be high because of the presumed relationship between the high metabolic rate required for fast growth (Vleck and Vleck 1980, Dietz and Drent 1997, Vézina et al. 2009) and elevated production of ROS accompanying a high metabolic rate (Monaghan et al. 2009, Metcalfe and Alonso-Alvarez 2010; but see Barja 2007, Hulbert et al. 2007). Moreover, we expected antioxidant capacity to increase with age as a result of the maturation of the antioxidant system (Blount et al. 2003) and the upregulation of antioxidant defenses because of the high rate of production of ROS (Radak et al. 2008, Monaghan et al. 2009, Costantini 2010). In addition, nestlings may use more antioxidants when prooxidants are more abundant, which may also result in lower plasma antioxidant capacity in younger nestlings. Finally, we expected higher levels of plasma testosterone during the period of intensive growth to stimulate begging behavior and increase growth rate, but as the maintenance of a high level

of plasma testosterone is presumably costly, we expected its circulating level to decline by the end of the period of rapid growth.

## METHODS

### FIELD PROCEDURES

We studied cuckoo nestlings that hatched in the nests of Great Reed Warblers (*Acrocephalus arundinaceus*) around Apaj and Kiskunlacháza (47° 07' N, 19° 06' E), central Hungary, in 2009. The Great Reed Warbler is a well-known, relatively large cuckoo host, and cuckoo nestlings develop faster and reach a greater mass at fledging in nests of this species than in nests of smaller hosts (Kleven et al. 1999, Butchart et al. 2003). The eggs of the cuckoo and Great Reed Warbler differ in shape and shell thickness (Hargitai et al. 2010, Bán et al. 2011, Igic et al. 2011), but their volumes are similar (Honza et al. 2001, Hargitai et al. 2010). Cuckoos generally evict Great Reed Warbler eggs successfully: Molnár (1939) recorded only few cases of cuckoo hatchlings being unsuccessful in their attempts to evict eggs from the nests of this host, and those cuckoos typically became exhausted during the attempt and died after a few days. In our study area, Great Reed Warblers breed in reed beds 2–4 m wide along small channels, and typically more than 50% of the nests are parasitized by cuckoos (Moskát and Honza 2002).

We measured the depth of the nest cup with a ruler (to the nearest 5 mm) in the middle of the nest. We took two measurements of nest cup's diameter perpendicular to each other at the rim of the nest (to the nearest 5 mm), then averaged them. Following Grim et al. (2009b), we calculated the steepness of the nest cup as the ratio between the cup's depth (range 50–85 mm) and average diameter (range 80–115 mm). Thus higher values indicate steeper nest cups, which reduce the success of eviction behavior (Grim et al. 2009b, 2011). We quantified the eviction effort of a cuckoo nestling by multiplying the number of evicted host eggs (range 2–5) and the nest cup's steepness index. Most cuckoos completed the displacement of the host's eggs or chicks at an age of 1–3 days, usually within one day. Cuckoos generally fledged at the age of 18–22 days.

When nestlings were 5–6, 8–9, and 14–16 days old, we took a blood sample from the leg or wing vein (one cuckoo nestling was bled at 7 days, and another at 12 days of age, instead of 8–9 and 14–16, respectively) with heparinized capillary tubes (see justification of age categories in the Introduction; assigning the data point of the nestling bled at 12 days of age to the nestling-age category of 8–9 days did not change our conclusions). The samples were kept cool (0–5 °C) until centrifugation, which was completed within 7 hr at 2720×g for 20 min. Plasma was frozen at –20° C for a few days in the field, then stored at –50° C for 6 months until laboratory analyses; levels of ROMs and plasma antioxidant capacity have



been shown to be stable under these storage conditions (Cavalleri et al. 2004, Cohen et al. 2007, van de Crommenacker et al. 2011). We collected samples from 21 cuckoo chicks, but sample sizes for different blood measures and age categories vary because of the limited amount of plasma collected and the loss of subjects due to the predation of some nestlings before they reached the age of 14–16 days. The Middle Danube Valley Inspectorate for Environmental Protection, Nature Conservation, and Water Management kindly provided permission for field work (permission no. 31873-2/2009).

#### MEASUREMENT OF REACTIVE OXYGEN METABOLITES

We measured the plasma level of ROMs (primarily hydroperoxides) by the d-ROM assay (Diacron International, Grosseto, Italy) according to protocols from previous studies (Costantini et al. 2006, van de Crommenacker et al. 2010). ROMs are compounds reflecting an intermediate step of oxidative damage and are generated by the peroxidation of biomolecules such as lipids, proteins, and nucleic acids, in the early phase of the oxidative cascade (Beckman and Ames 1998, Alberti et al. 2000, Halliwell and Gutteridge 2007). For example, some studies of birds have found that the level of ROMs increases as a consequence of immune challenge (Costantini and Dell'Omo 2006, van de Crommenacker et al. 2010) and are related positively to oxygen consumption (van de Crommenacker et al. 2010).

We added 10  $\mu\text{L}$  of plasma to the wells and diluted it with 200  $\mu\text{L}$  of a solution of a chromogenic mixture (aromatic alkyl-amine) and acetate buffer (pH 4.8). The plate was incubated for 75 min at 37 °C. After incubation, we read the absorbance with a microplate spectrophotometer (Thermo Multiskan Spectrum, Thermo Fisher Scientific, Inc.) at 505 nm. We calculated the level of ROMs in plasma from a calibration curve obtained by measuring the absorbance of a serial dilution of a standard solution (0–5.64 mM  $\text{H}_2\text{O}_2$  equivalents). We omitted some samples of plasma from the analysis as they were turbid. The mean intraplate coefficient of variation (CV) was 5.2% ( $n = 4$  duplicates), while the mean interplate CV was 7.4% ( $n = 5$  duplicates).

#### FRAP TEST

The FRAP test estimates the ferric-reducing ability of plasma, providing a measure of the antioxidant potential of circulating free-radical scavengers (Benzie and Strain 1996, Vassale et al. 2004). At low pH, when the ferric-tripyridyl-triazine ( $\text{Fe}^{3+}$ -TPTZ) complex is reduced to the ferrous form ( $\text{Fe}^{2+}$ ), a blue color develops. The color's intensity is positively proportional to the antioxidant capacity of the plasma sample. On the basis of samples of human plasma, uric acid, ascorbic acid, proteins and  $\alpha$ -tocopherol are estimated to contribute 60%, 15%, 10%, and 5% to the total FRAP value, respectively (Benzie and Strain 1996). However, the FRAP assay does not measure enzymatic antioxidants, and the contributions of glutathione

and protein thiols are estimated to be relatively low (Benzie and Strain 1996, Janaszewska and Bartosz 2002).

The FRAP reagent and the standard solution were prepared on the day of analysis. The FRAP reagent is composed of a  $\text{Fe}^{3+}$  solution (20 mM ferric chloride), 10 mM TPTZ (2,4,6-tripyridyl-s-triazine), and acetate buffer (pH 3.6) in a volume ratio of 1:1:10. For the standard calibration curve, we dissolved 0.0834 g of ferrous sulfate heptahydrate in 100 mL distilled water to yield a 3-mM  $\text{Fe}^{2+}$  standard stock solution and diluted it with distilled water to make a series of standards (1.5, 0.75, 0.5, 0.25, 0.1 mM). We diluted plasma samples 1:1 with distilled water and added 5  $\mu\text{L}$  plasma in duplicate to the wells of a 96-well microplate. Then, we pipetted 15  $\mu\text{L}$  distilled water and 150  $\mu\text{L}$  FRAP reagent to each well. Plates were incubated for 20 min at room temperature, and absorbance was read at 593 nm with a microplate spectrophotometer (see above). We express the measurements as mM of  $\text{Fe}^{2+}$  equivalents in reference to the standard curve. On the basis of the duplicates of all samples, the mean intraplate CV was 3.7%.

#### PLASMA URIC ACID ASSAY

Uric acid is birds' main nitrogenous waste product (Wright 1995), but it also has antioxidant properties (Machín et al. 2004, Stinefelt et al. 2005). Therefore, the interpretation of a high level of uric acid is difficult, as it could indicate elevated amino acid and purine catabolism (Hollmén et al. 2001) as well as enhanced antioxidant protection.

We estimated the plasma concentration of uric acid with a Uric Acid Assay Kit (BioVision Research Products, Mountain View, CA). To each well, we added 5  $\mu\text{L}$  plasma, 45  $\mu\text{L}$  buffer, and 50  $\mu\text{L}$  reaction mix (46  $\mu\text{L}$  uric acid assay buffer, 2  $\mu\text{L}$  uric acid probe, 2  $\mu\text{L}$  uric acid enzyme mix). Plates were incubated for 30 min at 37 °C. We read absorbance at 570 nm with a microplate spectrophotometer (see above) and calculated uric acid concentration from the calibration curve of the serial dilution of the standard. Mean intraplate CV was 2.1% ( $n = 15$  duplicates).

#### PLASMA TESTOSTERONE ASSAY

Plasma samples were extracted by a liquid-extraction protocol with diethyl ether (95% extraction recovery) and assayed in a Cayman Testosterone EIA Kit in duplicate. The standard curve provided a linear region (1.95–500  $\text{pg mL}^{-1}$ ) where the readings were taken. We checked the linearity of the EIA reaction by means of a dilution series derived from a mix of pooled samples. On the basis of duplicates of all samples mean intraplate CV was 16.5%, while the mean interplate CV was 11.5%.

#### STATISTICAL TESTS

As plasma uric acid concentration strongly positively correlated with FRAP value in all age categories ( $F_{1,28.76} = 643.60$ ,  $P < 0.001$ , estimate = 0.33; age interaction:  $P = 0.22$ ), we

included uric acid as a covariate in the analyses of FRAP in order to control for its effect. Controlling for uric acid concentration is important for distinguishing FRAP from the effects of protein and purine catabolism, which are not related to antioxidant capacity but may affect uric acid concentration (Hollmén et al. 2001, Cohen et al. 2007, Costantini 2011). Therefore we used FRAP values as indicators of nonenzymatic antioxidant capacity resulting from circulating compounds other than uric acid (e.g., ascorbic acid, proteins, tocopherols; see Benzie and Strain 1996).

We applied general linear mixed models (GLMM) with the cuckoo's identity as a random factor, using maximum-likelihood estimation, which is considered more suitable for mixed models than is restricted maximum-likelihood estimation (Singer and Willett 2003). In the analysis of eviction effort, we present the parameter estimate for the fixed effect (eviction effort) of the mixed model, which can be interpreted in the same way as the regression coefficient of a traditional linear regression. We categorized age into three classes, 5–6 days old, 8–9 days old, and 14–16 days old, and included it as a fixed factor in the models. Because sample sizes were relatively small, we could not fit random slopes in the model (Grueber et al. 2011), only random intercepts. We initially included date of hatching and time of bleeding in these models, but neither had a significant effect on blood variables (hatch date: all  $P > 0.08$ ; time of bleeding: all  $P > 0.14$ ), so we omitted them from the final analyses. For all tests we used SPSS 17.0 (SPSS, Inc., Chicago) and prepared the figures in Statistica 5.0 (StatSoft, Inc., Tulsa, OK).

## RESULTS

We found that those cuckoo chicks that removed more host eggs from steeper nests had at 5–6 days of age levels of ROMs that were higher than those of similar-aged cuckoos that made less effort ( $F_{1,8} = 38.47$ ,  $P < 0.001$ , estimate: 0.22; Fig. 1). The plasma antioxidant capacity of 5- to 6-day-old cuckoo chicks showed no significant relationship with prior eviction effort ( $F_{1,8} = 0.08$ ,  $P = 0.79$ , estimate:  $-0.03$ ; Fig. 2).

Cuckoo nestlings' plasma antioxidant capacity and level of ROMs increased from ages 5–6 days to 14–16 days (FRAP:  $F_{2,23,22} = 7.05$ ,  $P = 0.004$ ; ROM:  $F_{2,16,87} = 9.26$ ,  $P = 0.002$ ; Figs. 3a,b). Pairwise comparisons of GLMM (least-significant-difference test) revealed that neither variable differed statistically between days 5–6 and 8–9 (all  $P > 0.19$ ) but those for the last age category differed significantly from the earlier ones (all  $P < 0.003$ ). That is, 14- to 16-day-old cuckoo chicks had plasma antioxidant capacity and levels of ROMs greater than those of younger cuckoo chicks. Plasma testosterone concentration varied significantly with the age of nestling cuckoos ( $F_{1,17} = 4.27$ ,  $P = 0.03$ ; Fig. 3c). Pairwise comparisons of GLMM (least-significant-difference test) revealed that testosterone level was the highest in the intermediate period of nestling development and lower at ages

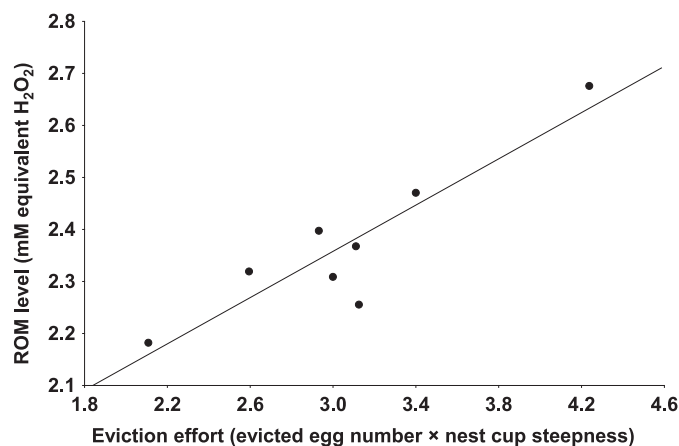


FIGURE 1. Relationship between level of ROMs (reactive oxygen metabolites) and eviction effort of 5- to 6-day-old Common Cuckoo nestlings. Eviction effort was calculated as the product of the number of host eggs removed and the index of the nest cup's steepness (depth/diameter).

5–6 days and 14–16 days (pairwise comparisons, 5–6 and 8–9 days:  $P = 0.01$ ; 5–6 and 14–16 days:  $P = 0.61$ , 8–9 and 14–16 days:  $P = 0.02$ ).

## DISCUSSION

In this study, we found that those Common Cuckoo nestlings that engaged in greater eviction effort (i.e., evicted more Great Reed Warbler eggs from steeper nests) had higher levels of ROMs shortly after the eviction period than did cuckoo nestlings making a lesser effort. However, the plasma antioxidant

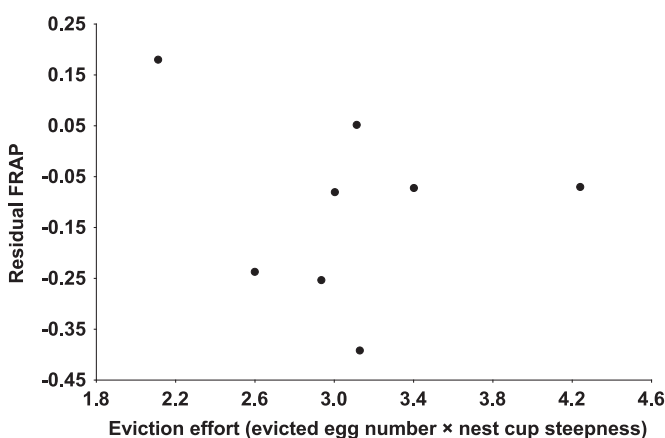


FIGURE 2. Relationship between FRAP (plasma nonenzymatic antioxidant capacity) and eviction effort of 5- to 6-day-old Common Cuckoo nestlings. Eviction effort was calculated as the product of the number of host eggs removed and the index of the nest cup's steepness (depth/diameter). FRAP was controlled for covariation with uric acid concentration by residuals of a linear regression.

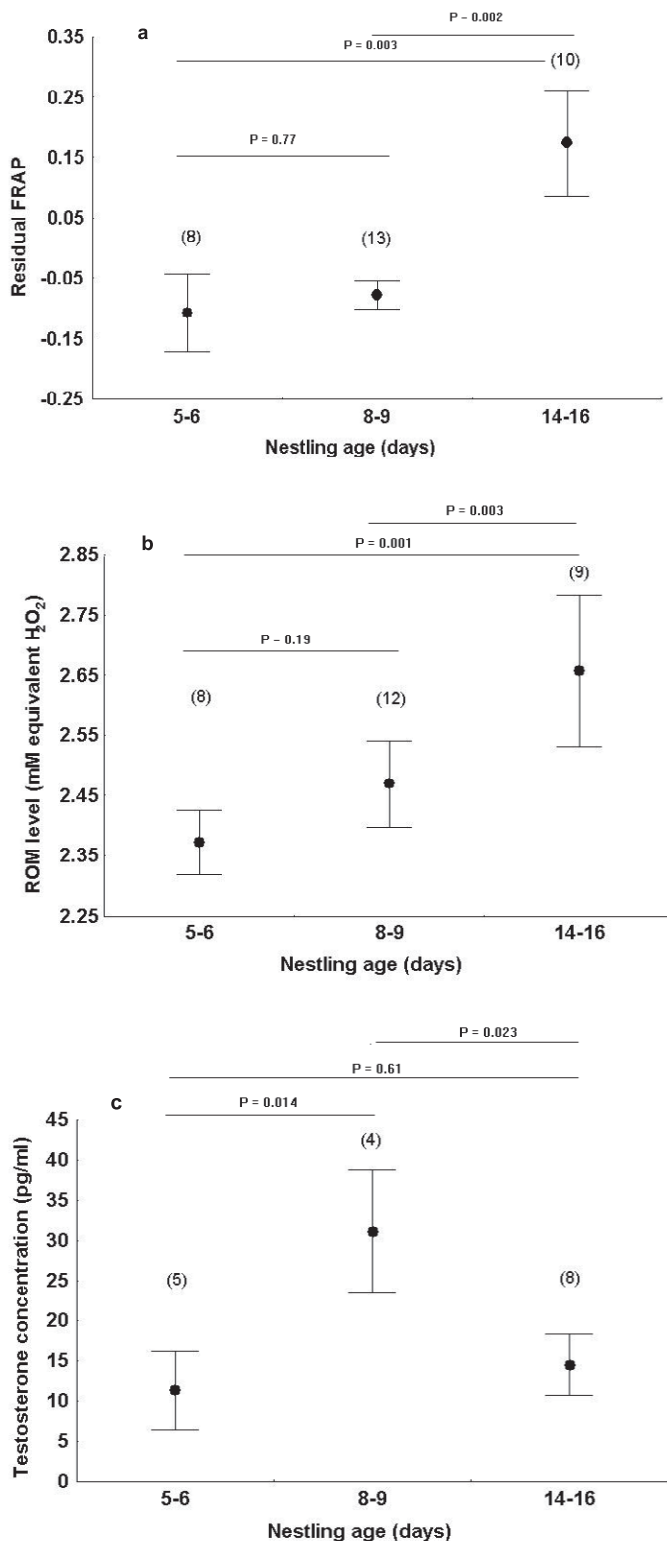


FIGURE 3. Mean  $\pm$  SE plasma (a) residual FRAP value (plasma non-enzymatic antioxidant capacity), (b) level of ROMs (reactive oxygen metabolites), and (c) testosterone concentration in brood-parasitic Common Cuckoo nestlings of three age categories. FRAP was controlled for covariation with uric acid concentration by residuals of a linear regression. Numbers of nestlings sampled are specified in parentheses.

capacity of cuckoo nestlings was not related to prior eviction effort. As evicting several eggs from a steep nest is presumed to be a physically demanding exercise, it likely increases aerobic metabolism and may be a potential source of oxidative stress for the cuckoo nestling (Ji 1999, Leeuwenburgh and Heinecke 2001, Chevion et al. 2003, Costantini et al. 2008). Our results suggest that the antioxidant system of the cuckoo chick is not capable of completely counterbalancing the elevated production of ROS related to increased physical exercise, and greater eviction effort can disturb the oxidative balance of the parasitic nestling. In addition to temporarily constraining mass growth (Anderson et al. 2009, Grim et al. 2009b), these correlative data suggest that eviction behavior has a physiological cost in terms of an increase in the level of oxidative stress of young brood-parasitic nestlings.

Younger cuckoo nestlings (days 5–6 and 8–9) had levels of circulating ROMs and plasma antioxidant capacity lower than those of older cuckoo nestlings (days 14–16), despite our expectation that a period of intensive linear growth should lead to more oxidative damage (Finkel and Holbrook 2000, Monaghan et al. 2009, Metcalfe and Alonso-Alvarez 2010). It is possible that young cuckoo nestlings are able to keep oxidative damage at a relatively low level by using circulating antioxidants, which in turn reduce their plasma antioxidant capacity. Egg yolk antioxidants, which are present in higher concentration in cuckoo eggs than in the hosts' eggs (Hargitai et al. 2010), may also improve the nestling's ability to use dietary antioxidants efficiently (Koutsos et al. 2003).

At the plateau phase of growth near fledging, cuckoo nestlings showed increased plasma antioxidant capacity, which could be the consequence of upregulated antioxidant defenses (Costantini 2008, Radak et al. 2008, Monaghan et al. 2009), the maturation of the antioxidant system (Blount et al. 2003), or higher availability of dietary antioxidants (Cohen et al. 2007). However, plasma level of ROM molecules was also higher in older nestlings, which could be the consequence of either overproduction of prooxidants or a noncompensating antioxidant system (Beckman and Ames 1998, Halliwell and Gutteridge 2007). During the linear, most rapid phase of nestling growth, energy is required mainly for tissue synthesis, while in the plateau phase of growth, energy is predominantly consumed by tissues functioning at high intensity (e.g., heart, kidney, liver; Vézina et al. 2009). Moreover, older cuckoo nestlings beg more intensely (Butchart et al. 2003), and begging is presumed to be an antioxidant-demanding activity (Helfenstein et al. 2008, Noguera et al. 2010, Boncoraglio et al. 2012). Thus it is possible that the overall energy expenditure of cuckoo nestlings increases with age, which could elevate production of ROS to a rate higher than what their antioxidant system can eliminate. This may lead to an increasing level of ROMs and so elevated oxidative stress with age despite the improved plasma antioxidant capacity of older nestlings.

Nevertheless, care is needed in interpreting our results, as our assay of antioxidant capacity does not measure enzymatic antioxidants, which also play an important role in maintaining

the redox balance (Godin and Garnett 1992, Berglund et al. 2007). In addition, different assays provide information on different components of the antioxidant system (Prior and Cao 1999, Del Rio et al. 2002, Cohen and McGraw 2009). Moreover, lower levels of some nonenzymatic antioxidants may be associated with higher levels of antioxidant enzymes and vice versa because of down- or upregulation of different components of the antioxidant machinery (Selman et al. 2006, Costantini et al. 2011). Therefore, we cannot rule out that the lower level of ROMs in younger cuckoo nestlings is due to elevated activity of antioxidant enzymes during the period of rapid development.

Our results imply that cuckoo nestlings produce more testosterone during the intermediate part of the linear phase of growth than at younger or older ages. High concentrations of plasma testosterone may improve begging behavior (Goodship and Buchanan 2006, Quillfeldt et al. 2006), which Butchart et al. (2003) showed to intensify with the age of cuckoo nestlings. At 14–16 days of age, when the growth rate slows down (Kleven et al. 1999, Anderson et al. 2009) and the level of oxidative stress is relatively high (this study), plasma testosterone level was lower. We hypothesize that maintaining a high level of testosterone throughout nestling development could be counterselected, as it may compromise immunocompetence (Naguib et al. 2004, Fargallo et al. 2007) and elevate oxidative stress (von Schantz et al. 1999, Alonso-Alvarez et al. 2007; but see Blas et al. 2006, McGraw et al. 2006). This may result in that a higher level of testosterone is required in the period of intensive growth, but when growth rate levels off near fledging, testosterone level declines.

In summary, we found that cuckoo nestlings that engaged in a greater eviction effort suffered from a higher level of oxidative stress shortly after the eviction period than did cuckoo nestlings making a lesser effort. Moreover, plasma oxidative status and testosterone level varied significantly through the cuckoo's nestling period. As our study was correlative and our sample sizes were relatively small, we suggest further experimental studies in which eviction effort is manipulated, which could provide more information on the possible physiological costs of the timing and mechanism of eviction behavior. It remains to be also elucidated whether the eviction behavior of other brood-parasitic species is costly in terms of an increase in oxidative stress.

## ACKNOWLEDGMENTS

We are grateful to M. G. Anderson, M. Boers, N. Geltsch, T. Protovin, E. C. Rosendaal, A. Zölei, and I. Zsoldos for assistance during field work. We are indebted to W. Mullen and N. B. Metcalfe for suggestions and help in the laboratory analyses of antioxidants. We are very grateful to D. Gil for help in the testosterone assay and suggestions for the statistics. We thank three anonymous reviewers for their constructive comments. The study was supported by the Hungarian National Science Fund (OTKA; No. 83217 to C.M.) and the Professional Staff Congress—City University of New York and Human Frontier Science Program (to M.E.H.). R.H. was supported during

her stay at the antioxidant laboratory of the University of Glasgow by an international exchange grant of the Royal Society of Edinburgh and the Hungarian Academy of Sciences.

## LITERATURE CITED

- ADKINS-REGAN, E., M. ABDELNABI, M. MOBARAK, AND M. A. OTTINGER. 1990. Sex steroid levels in developing and adult male and female Zebra Finches (*Poephila guttata*). *General and Comparative Endocrinology* 78:93–109.
- ALBERTI, A., L. BOLOGNINI, D. MACCIANTELLI, AND M. CARATELLI. 2000. The radical cation of N,N-diethyl-para-phenyldiamine: a possible indicator of oxidative stress in biological samples. *Research on Chemical Intermediates* 26:253–267.
- ALONSO-ALVAREZ, C., S. BERTRAND, B. FAIVRE, O. CHASTEL, AND G. SORCI. 2007. Testosterone and oxidative stress: the oxidation handicap hypothesis. *Proceedings of the Royal Society B* 274:819–825.
- ANDERSON, M. G., C. MOSKÁT, M. BÁN, T. GRIM, P. CASSEY, AND M. E. HAUBER. 2009. Egg eviction imposes a recoverable cost of virulence in chicks of a brood parasite. *PLoS One* 4:e7725.
- BÁN, M., Z. BARTA, A. R. MUÑOZ, F. TAKASU, H. NAKAMURA, AND C. MOSKÁT. 2011. The analysis of Common Cuckoo's egg shape in relation to its hosts' in two geographically distant areas. *Journal of Zoology* 284:77–83.
- BARJA, G. 2007. Mitochondrial oxygen consumption and reactive oxygen species production are independently modulated: implications for aging studies. *Rejuvenation Research* 10:215–224.
- BECKMAN, K. B., AND B. N. AMES. 1998. The free radical theory of aging matures. *Physiological Reviews* 78:547–581.
- BENZIE, I. F. F., AND J. J. STRAIN. 1996. The ferric reducing ability of plasma (FRAP) as a measure of "antioxidant power": the FRAP assay. *Analytical Biochemistry* 239:70–76.
- BERGLUND, Å. M. M., J. STURVE, L. FÖRLIN, AND N. E. I. NYHOLM. 2007. Oxidative stress in Pied Flycatcher (*Ficedula hypoleuca*) nestlings from metal contaminated environments in northern Sweden. *Environmental Research* 105:330–339.
- BIRKHEAD, T. R., N. HEMMINGS, C. N. SPOTTISWOODE, O. MIKULICA, C. MOSKÁT, M. BÁN, AND K. SCHULZE-HAGEN. 2011. Internal incubation and early hatching in brood parasitic birds. *Proceedings of the Royal Society B* 278:1019–1024.
- BLAS, J., L. PÉREZ-RODRIGUEZ, G. R. BORTOLOTTI, J. VIÑUELA, AND T. A. MARCHANT. 2006. Testosterone increases bioavailability of carotenoids: insights into the honesty of sexual signaling. *Proceedings of the National Academy of Sciences USA* 103:18633–18637.
- BLOUNT, J. D., N. B. METCALFE, K. E. ARNOLD, P. F. SURAI, G. L. DEVEVEY, AND P. MONAGHAN. 2003. Neonatal nutrition, adult antioxidant defences and sexual attractiveness in the Zebra Finch. *Proceedings of the Royal Society B* 270:1691–1696.
- BONCORAGLIO, G., M. CAPRIOLI, AND N. SAINO. 2012. Solicitation displays reliably reflect oxidative damage in Barn Swallow nestlings. *Behavioral Ecology and Sociobiology* 66:539–546.
- BUCHANAN, K. L., M. R. EVANS, A. R. GOLDSMITH, D. M. BRYANT, AND L. V. ROWE. 2001. Testosterone influences basal metabolic rate in male House Sparrows: a new cost of dominance signalling? *Proceedings of the Royal Society of London B* 268:1337–1344.
- BUCHANAN, K. L., A. R. GOLDSMITH, C. A. HINDE, S. C. GRIFFITH, AND R. M. KILNER. 2007. Does testosterone mediate the trade-off between nestling begging and growth in the canary (*Serinus canaria*)? *Hormones and Behavior* 52:664–671.
- BUTCHART, S. H. M., R. M. KILNER, T. FUISZ, AND N. B. DAVIES. 2003. Differences in the nestling begging calls of hosts and host-races of the Common Cuckoo, *Cuculus canorus*. *Animal Behaviour* 65:345–354.



- CAVALLERI, A., C. COLOMBO, E. VENTURELLI, R. MICELI, L. MARIANI, U. CORNELLI, V. PALA, F. BERRINO, AND G. SECRETO. 2004. Evaluation of reactive oxygen metabolites in frozen serum samples. Effect of storage and repeated thawing. *International Journal of Biological Markers* 19:250–253.
- CHEVION, S., D. S. MORAN, Y. HELED, Y. SHANI, G. TEDEV, B. ABBOU, E. BERENSHTEIN, E. R. STADTMAN, AND Y. EPSTEIN. 2003. Plasma antioxidant status and cell injury after severe physical exercise. *Proceedings of the National Academy of Sciences USA* 100:5119–5123.
- COHEN, A. A., AND K. J. MCGRAW. 2009. No simple measures for antioxidant status in birds: complexity in inter- and intraspecific correlations among circulating antioxidant types. *Functional Ecology* 23:310–320.
- COHEN, A. A., K. C. KLASING, AND R. E. RICKLEFS. 2007. Measuring circulating antioxidants in wild birds. *Comparative Biochemistry and Physiology B* 147:110–121.
- COSTANTINI, D. 2008. Oxidative stress in ecology and evolution: lessons from avian studies. *Ecology Letters* 11:1238–1251.
- COSTANTINI, D. 2010. Effects of diet quality on growth pattern, serum oxidative status, and corticosterone in pigeons (*Columba livia*). *Canadian Journal of Zoology* 88:795–802.
- COSTANTINI, D. 2011. On the measurement of circulating antioxidant capacity and the nightmare of uric acid. *Methods in Ecology and Evolution* 2:321–325.
- COSTANTINI, D., S. CASAGRANDE, S. DE FILIPPIS, G. BRAMBILLA, A. FANFANI, J. TABLIIVINI, AND G. DELL'OMO. 2006. Correlates of oxidative stress in wild kestrel nestlings (*Falco tinnunculus*). *Journal of Comparative Physiology B* 176:329–337.
- COSTANTINI, D., G. DELL'ARICCIA, AND H. P. LIPP. 2008. Long flights and age affect oxidative status of homing pigeons (*Columba livia*). *Journal of Experimental Biology* 211:377–381.
- COSTANTINI, D., AND G. DELL'OMO. 2006. Effects of T-cell-mediated immune response on avian oxidative stress. *Comparative Biochemistry and Physiology A* 145:137–142.
- COSTANTINI, D., P. MONAGHAN, AND N. METCALFE. 2011. Biochemical integration of blood redox state in captive Zebra Finches (*Taeniopygia guttata*). *Journal of Experimental Biology* 214:1148–1152.
- COSTANTINI, D., AND S. VERHULST. 2009. Does high antioxidant capacity indicate low oxidative stress? *Functional Ecology* 23:506–509.
- DAVIES, N. B. 2000. Cuckoos, cowbirds and other cheats. Poyser, London.
- DAVIES, N. B., R. M. KILNER, AND D. G. NOBLE. 1998. Nestling cuckoos *Cuculus canorus* exploit hosts with begging calls that mimic a brood. *Proceedings of the Royal Society of London B* 265:673–678.
- DEL RIO, D., M. SERAFINI, AND N. PELLEGRINI. 2002. Selected methodologies to assess oxidative/antioxidant status in vivo: a critical review. *Nutrition, Metabolism, and Cardiovascular Diseases* 12:343–351.
- DIETZ, M. W., AND R. H. DRENT. 1997. Effect of growth rate and body mass on resting metabolic rate in galliform chicks. *Physiological and Biochemical Zoology* 70:493–501.
- EISING, C. M., C. EIKENAAR, H. SCHWABL, AND T. G. G. GROOTHUIS. 2001. Maternal androgens in Black-headed Gull (*Larus ridibundus*) eggs: consequences for chick development. *Proceedings of the Royal Society of London B* 268:839–846.
- FARGALLO, J. A., J. MARTÍNEZ-PADILLA, A. TOLDANO-DÍAZ, J. SANTIAGO-MORENO, AND J. A. DÁVILA. 2007. Sex and testosterone effects on growth, immunity and melanin coloration of nestling Eurasian Kestrels. *Journal of Animal Ecology* 76:201–209.
- FINKEL, T., AND N. J. HOLBROOK. 2000. Oxidants, oxidative stress and the biology of aging. *Nature* 408:239–247.
- FOLSTAD, I., AND A. J. KARTER. 1992. Parasites, bright males, and the immunocompetence handicap. *American Naturalist* 139:603–622.
- GELTSH, N., M. E. HAUBER, M. G. ANDERSON, M. BÀN, AND C. MOSKÁT. 2012. Competition with a host nestling for parental provisioning imposes recoverable costs on parasitic cuckoo chick's growth. *Behavioural Processes* 90:378–383.
- GIL, D. 2008. Hormones in bird eggs: physiology, ecology and behavior. *Advances in the Study of Behavior* 38:337–398.
- GODIN, D. V., AND M. E. GARNETT. 1992. Species-related variations in tissue antioxidant status: I. Differences in antioxidant enzyme profiles. *Comparative Biochemistry and Physiology B* 103:737–742.
- GOODSHIP, N. M., AND K. L. BUCHANAN. 2006. Nestling testosterone is associated with begging behavior and fledging success in the Pied Flycatcher, *Ficedula hypoleuca*. *Proceedings of the Royal Society B* 273:71–76.
- GOYMAN, W., B. KEMPENAEERS, AND J. WINGFIELD. 2005. Breeding biology, sexual dimorphic development and nestling testosterone concentrations of the classically polyandrous African Black Coucal, *Centropus grillii*. *Journal of Ornithology* 146:314–324.
- GRIM, T. 2006. Cuckoo growth performance in parasitized and unused hosts: not only host size matters. *Behavioral Ecology and Sociobiology* 60:716–723.
- GRIM, T., J. RUTILA, P. CASSEY, AND M. E. HAUBER. 2009a. Experimentally constrained virulence is costly for common cuckoo chicks. *Ethology* 115:14–22.
- GRIM, T., J. RUTILA, P. CASSEY, AND M. E. HAUBER. 2009b. The cost of virulence: an experimental study of egg eviction by brood parasitic chicks. *Behavioral Ecology* 20:1138–1146.
- GRIM, T., P. SAMAŠ, C. MOSKÁT, O. KLEVEN, M. HONZA, A. MOKSNES, E. RØSKAFT, AND B. G. STOKKE. 2011. Constraints on host choice: why do parasitic birds rarely exploit some common potential hosts? *Journal of Animal Ecology* 80:508–518.
- GROOTHUIS, T. G. G., AND A. F. H. ROS. 2005. The hormonal control of begging and early aggressive behavior: experiments in Black-headed Gull chicks. *Hormones and Behavior* 48:207–215.
- GRUBER, C. E., S. NAKAGAWA, R. J. LAWS, AND I. G. JAMIESON. 2011. Multimodel inference in ecology and evolution: challenges and solutions. *Journal of Evolutionary Biology* 24:699–711.
- HALLIWELL, B., AND J. M. C. GUTTERIDGE. 2007. Free radicals in biology and medicine. Oxford University Press, Oxford, England.
- HÄNSSLER, I., AND R. PRINZINGER. 1979. The influence of sex-hormone testosterone on body temperature and metabolism of the male Japanese Quail (*Coturnix coturnix japonica*). *Experientia* 35:509–510.
- HARGITAI, R., C. MOSKÁT, M. BÀN, D. GIL, I. LÓPEZ-RULL, AND E. SOLYMOS. 2010. Eggshell characteristics and yolk composition in the common cuckoo *Cuculus canorus*: are they adapted to brood parasitism? *Journal of Avian Biology* 41:177–185.
- HAUBER, M. E., AND C. MOSKÁT. 2008. Shared parental care is costly for nestlings of Common Cuckoos and their Great Reed Warbler hosts. *Behavioral Ecology* 19:79–86.
- HELFENSTEIN, F., A. BERTHOULY, M. TANNER, F. KARADAS, AND H. RICHNER. 2008. Nestling begging intensity and parental effort in relation to prelaying carotenoid availability. *Behavioral Ecology* 19:108–115.
- HOLLMÉN, T., J. C. FRANSON, M. HARIO, S. SANKARI, M. KILPI, AND K. LINDSTRÖM. 2001. Use of serum biochemistry to evaluate nutritional status and health of incubating eiders (*Somateria mollissima*) in Finland. *Physiological and Biochemical Zoology* 74:333–342.
- HONZA, M., J. PICMAN, T. GRIM, V. NOVÁK, M. ČAPEK JR., AND V. MRLÍK. 2001. How to hatch from an egg of great structural strength. A study of the Common Cuckoo. *Journal of Avian Biology* 32:249–255.
- HONZA, M., K. VOŠLAJEROVÁ, AND C. MOSKÁT. 2007. Eviction behavior of the Common Cuckoo *Cuculus canorus* chicks. *Journal of Avian Biology* 38:385–389.

- HULBERT, A. J., R. PAMPLONA, R. BUFFENSTEIN, AND W. A. BUTTEMER. 2007. Life and death: metabolic rate, membrane composition, and life span of animals. *Physiological Reviews* 87:1175–1213.
- IGIC, B., K. BRAGANZA, M. M. HYLAND, H. SILYN-ROBERTS, P. CASSEY, T. GRIM, J. RUTILA, C. MOSKÁT, AND M. E. HAUBER. 2011. Alternative mechanisms of increased eggshell hardness of avian brood parasites relative to host species. *Journal of the Royal Society Interface* 8:1654–1664.
- JACKSON, M. J. 2008. Free radicals generated by contracting muscle: by-products of metabolism or key regulators of muscle function? *Free Radicals in Biology and Medicine* 44:132–141.
- JANASZEWSKA, A., AND G. BARTOSZ. 2002. Assay of total antioxidant capacity: comparison of four methods as applied to human blood plasma. *Scandinavian Journal of Clinical and Laboratory Investigation* 62:231–236.
- Ji, L. L. 1999. Antioxidant and oxidative stress in exercise. *Proceedings of the Society for Experimental Biology and Medicine* 222:283–292.
- KILNER, R. M. 2005. The evolution of virulence in brood parasites. *Ornithological Science* 4:55–64.
- KILNER, R. M., D. G. NOBLE, AND N. B. DAVIES. 1999. Signals of need of parent–offspring communication and their exploitation by the cuckoo, *Cuculus canorus*. *Nature* 397:667–672.
- KLEVEN, O., A. MOSKNES, E. RØSKAFT, AND M. HONZA. 1999. Host species affects the growth rate of cuckoo (*Cuculus canorus*) chicks. *Behavioral Ecology and Sociobiology* 47:41–46.
- KOUTSOS, E. A., A. J. CLIFFORD, C. C. CALVERT, AND K. C. KLASING. 2003. Maternal carotenoid status modifies the incorporation of dietary carotenoids into immune tissues of growing chickens (*Gallus gallus domesticus*). *Journal of Nutrition* 133:1132–1138.
- KOZŁOWSKI, C. P., AND D. C. HAHN. 2010. Developmental changes in serum androgen levels of Eastern Screech-Owls (*Megascops asio*). *Wilson Journal of Ornithology* 122:755–761.
- KOZŁOWSKI, C. P., AND R. E. RICKLEFS. 2011. The effects of brood size on growth and steroid hormone concentration in nestling Eastern Bluebirds (*Sialia sialis*). *General and Comparative Endocrinology* 173:447–453.
- LEEUWENBURGH, C., AND J. W. HEINECKE. 2001. Oxidative stress and antioxidants in exercise. *Current Medicinal Chemistry* 8:829–238.
- MACHÍN, M., M. F. SIMOYI, K. P. BLEMMING, AND H. KLANDORF. 2004. Increased dietary protein elevates plasma uric acid and is associated with decreased oxidative stress in rapidly-growing broilers. *Comparative Biochemistry and Physiology B* 137:383–390.
- MARTÍN-GÁLVEZ, D., M. SOLER, J. J. SOLER, M. MARTÍN-VIVALDI, AND J. J. PALOMINO. 2005. Food acquisition by Common Cuckoo chicks in Rufous Bush Robin nests and the advantage of eviction behavior. *Animal Behavior* 70:1313–1321.
- MCGRAW, K. J., S. M. CORREA, AND E. ADKINS-REGAN. 2006. Testosterone upregulates lipoprotein status to control sexual attractiveness in a colorful songbird. *Behavioral Ecology and Sociobiology* 60:117–122.
- METCALFE, N. B., AND C. ALONSO-ALVAREZ. 2010. Oxidative stress as a life-history constraint: the role of reactive oxygen species in shaping phenotypes from conception to death. *Functional Ecology* 24:984–996.
- MOLNÁR, B. 1939. About the cuckoo. Observations and experiments on the eviction instinct of the cuckoo chick. B. Molnár, Szarvas, Hungary.
- MONAGHAN, P., N. B. METCALFE, AND R. TORRES. 2009. Oxidative stress as a mediator of life history trade-offs: mechanisms, measurements and interpretation. *Ecology Letters* 12:75–92.
- MOSKÁT, C., AND M. E. HAUBER. 2010. Chick loss from mixed broods reflects severe nestmate competition between an evictor brood parasite and its hosts. *Behavioral Processes* 83:311–314.
- MOSKÁT, C., AND M. HONZA. 2002. European Cuckoo *Cuculus canorus* parasitism and host's rejection behavior in a heavily parasitized Great Reed Warbler *Acrocephalus arundinaceus* population. *Ibis* 144:614–622.
- NAGUIB, M., K. RIEBEL, A. MARZAL, AND D. GIL. 2004. Nestling immunocompetence and testosterone covary with brood size in a songbird. *Proceedings of the Royal Society of London B* 271:833–838.
- NOGUERA, J. C., C. ALONSO-ALVAREZ, S.-Y. KIM, J. MORALES, AND A. VELANDO. 2011. Yolk testosterone reduces oxidative damages during postnatal development. *Biology Letters* 7:93–95.
- NOGUERA, J. C., J. MORALES, C. PÉREZ, AND A. VELANDO. 2010. On the oxidative cost of begging: antioxidants enhance vocalizations in gull chicks. *Behavioral Ecology* 21:479–484.
- PRIOR, R. L., AND G. CAO. 1999. In vivo total antioxidant capacity: comparison of different analytical methods. *Free Radical Biology and Medicine* 27:1173–1181.
- QUILFELDT, P., J. F. MASELLO, I. J. STRANGE, AND K. L. BUCHANAN. 2006. Begging and provisioning of Thin-billed Prions, *Pachyptila belcheri*, are related to testosterone and corticosterone. *Animal Behavior* 71:1359–1369.
- RADAK, Z., H. Y. CHUNG, E. KOLTAI, A. W. TAYLOR, AND S. GOTO. 2008. Exercise, oxidative stress and hormesis. *Ageing Research Reviews* 7:34–42.
- SASVÁRI, L., Z. HEGYI, AND P. PÉCZELY. 1999. Brood reduction in White Storks mediated through asymmetries in plasma testosterone concentrations in chicks. *Ethology* 105:569–582.
- SCHWABL, H. 1996. Maternal testosterone in avian egg enhances postnatal growth. *Comparative Biochemistry and Physiology A* 114:271–276.
- SELMAN, C., J. S. MCLAREN, C. MEYER, J. S. DUNCAN, P. REDMAN, A. R. COLLINS, G. G. DUTHIE, AND J. R. SPEAKMAN. 2006. Life-long vitamin C supplementation in combination with cold exposure does not affect oxidative damage or lifespan in mice, but decreases expression of antioxidant protection genes. *Mechanisms of Ageing and Development* 127:897–904.
- SIES, H. 1991. *Oxidative stress: oxidants and antioxidants*. Academic Press, London.
- SINGER, J. D., AND J. B. WILLETT. 2003. *Applied longitudinal data analysis: modeling change and event occurrence*. Oxford University Press, New York.
- SOLER, M. 2002. Breeding strategy and begging intensity: influences on food delivery by parents and host selection by parasitic cuckoos, p. 413–427. *In* J. Wright and M. L. Leonard [EDS.], *The evolution of begging*. Kluwer Academic, Dordrecht, the Netherlands.
- STINEFELT, B., S. S. LEONARD, K. P. BLEMMING, X. SHI, AND H. KLANDORF. 2005. Free radical scavenging, DNA protection, and inhibition of lipid peroxidation mediated by uric acid. *Annals of Clinical and Laboratory Science* 35:37–45.
- SURAI, P. F. 2002. *Natural antioxidants in avian nutrition and reproduction*. Nottingham University Press, Nottingham, England.
- TANABE, Y., N. SAITO, AND T. NAKAMURA. 1986. Ontogenic steroidogenesis by testes, ovary, and adrenals of embryonic and postembryonic chickens (*Gallus domesticus*). *General and Comparative Endocrinology* 63:456–463.
- VAN DE CROMMENACKER, J., N. P. C. HORROCKS, M. A. VERSTEEGH, J. KOMDEUR, B. I. TIELEMAN, AND K. D. MATSON. 2010. Effects of immune supplementation and immune challenge on oxidative

- status and physiology in a model bird: implications for ecologists. *Journal of Experimental Biology* 213:3527–3535.
- VAN DE CROMMENACKER, J., J. KOMDEUR, T. BURKE, AND D. S. RICHARDSON. 2011. Spatio-temporal variation in territory quality and oxidative status: a natural experiment in the Seychelles Warbler (*Acrocephalus sechellensis*). *Journal of Animal Ecology* 80:668–680.
- VASSALLE, C., S. MASINI, C. CARPEGGIANI, A. L'ABBATE, C. BONI, AND G. C. ZUCHELLI. 2004. In vivo total antioxidant capacity: comparison of two different analytical methods. *Clinical Chemistry and Laboratory Medicine* 42:84–89.
- VÉZINA, F., O. P. LOVE, M. LESSARD, AND T. D. WILLIAMS. 2009. Shifts in metabolic demands in growing altricial nestlings illustrate context-specific relationships between basal metabolic rate and body composition. *Physiological and Biochemical Zoology* 82:248–257.
- VLECK, C. M., AND D. VLECK. 1980. Patterns of metabolism and growth in avian embryos. *American Zoologist* 20:405–416.
- VON SCHANTZ, T., S. BENSCH, M. GRAHN, D. HASSELQUIST, AND H. WITTZELL. 1999. Good genes, oxidative stress and condition-dependent sexual signals. *Proceedings of the Royal Society of London B* 266:1–12.
- WILLIAMS, T. D., A. DAWSON, T. J. NICHOLLS, AND A. R. GOLDSMITH. 1987. Reproductive endocrinology of free-living nestling and juvenile starlings, *Sturnus vulgaris*; an altricial species. *Journal of Zoology* 212:619–628.
- WRIGHT, P. A. 1995. Nitrogen excretion: three end products, many physiological roles. *Journal of Experimental Biology* 198: 239–245.
- WYLLIE, I. 1981. *The cuckoo*. Batsford, London.