

Examination of CO₂ emission of different stubbles on a chernozem soil

Györgyi Kovács

Karcag Research Institute of University of Debrecen CAAES RIEF, 5300 Kisújszállási Str. 166. Karcag,
kovacsgyorgyi@agr.unideb.hu

Abstract: Applying alternative soil cultivation methods based on reduced disturbance of the soil more favourable conditions can be created in order to increase the organic matter content of the soil and the availability of the nutrients for the crops. In complex soil tillage experiment – in 1997 was set on – at Karcag, as the element of the investigation of soil reduced and conventional tillage systems. There is close correlation between the degree and intensity of CO₂-emission from the soil and the structural state and organic matter content of the soil. In order to quantify the increased CO₂-emission from soil due to soil preserving cultivation systems, in situ CO₂-emission of soil was measured by means of an ANAGAS 98 infrared gas analyser. The soil type of the investigated plot is meadow chernozem solonetz in the deeper layers, a soil type that is characteristic for the Trans-Tisza Region of Hungary. In this paper the results gained from the measurement on different stubbles are published, as we consider stubbles the most suitable state when the effects of different soil cultivation systems on the microbiological activity of the soil can be compared. Experimental data provided information about the length of the time period when CO₂ emission increasing effects of soil cultivation are observable. Studying the effect of different soil cultivation methods on the CO₂ emission from chernozem soil is indisputably actual and needs more efforts as it can contribute to develop a more environmental friendly agricultural production. The main goal of these measurements was to determine the effect of soil cultivation technologies and certain agrotechnical elements on the factors of the soil carbon cycle.

Keywords: CO₂ emission, chernozem soil, stubbles

Introduction

Soil is the main source and at the same time the potential sink of greenhouse gases (e.g. CO₂, CH₄). The carbon-dioxide gas emitted from the soil mainly originates from root respiration, microbiological activity and decomposition of organic matters. The volume and intensity of CO₂-emission is in close correlation to the structural state and organic content of the soil, hence it can be considered as a parameter of soil fertility. Measuring CO₂-emission, the most important (from agricultural point of view) characteristic of the soil can be directly quantified. As the practice of soil cultivation is changing in Hungary nowadays, consequently soil properties also change that results in the change of the microbiological activity, nutrient dynamics and organic matter profile of the soil (Zsigrai, 2001). All these have a great influence on plant production. The process of CO₂-circulation between the soil and the atmosphere is very changeable in time and space, getting more information on it could contribute to the correct assessment of the microbiological activity corresponding to the actual soil state. The main goal of these measurements was to determine the effect of soil cultivation technologies and certain agrotechnical elements on the factors of the soil carbon cycle.

Among the land use practices the soil cultivation has the most radical effects on soil properties. The need for environmental friendly and energy saving soil tillage systems is increasing as the consequences of improper soil cultivation practice that characterised the last decades are manifested in unfavourable soil properties (Birkás et al., 2007). Aspect of soil protection is very important to change conventional tillage – based on till – to reduced tillage that is suitable for our climate and soil conditions (Nyíri, 1997). Agrotechnical methods indirectly increase CO₂ emission of the soil. Indirect processes like soil degradation (water- and wind erosion), land drainage are resources of carbon mobilisation.

The carbon balance of terrestrial ecosystems can be changed markedly by the direct impact of human activities-including deforestation, biomass burning, land use change, and environmental pollution, which release trace gases that enhance the 'greenhouse effect' (Bolin, 1981; Trabalka - Reichle, 1986).

The advantages of the alternative tillage systems are the better energy consumption, the low mechanical inputs thus dwindle CO and CO₂ emission. In addition, biodiversity grows, soil structure, soil porosity, adsorption capacity are improved and appropriate water management. Soil compaction rarely occurs because of the lower mechanical inputs. Soil surface is covered by plant residues, so erosion is avoided and organic matters are kept in the soil. Organic matters have significant effect on soil structure, buffer capacity, water retention ability, biological activity and nutrient equilibrium (Holland, 2004).

The aim of this experiment is to get information about CO₂ cycle at variant soil, cultivation and climate conditions in cropland on a chernozem soil.

Materials and methods

The CO₂-emission measurements were carried out at the Karcag Research Institute of University of Debrecen, Centre for Agricultural and Applied Economic Sciences (KRI). The Institute has been dealing with a complex soil cultivation experiment. This complex soil tillage experiment (H-1) was set on 15.8 ha in 1997 with conventionally cultivated (plough based) plots, with reduced tillage treatments respectively. The main goal of this research is to reveal the processes that result in the emission of CO₂ from the soil into the atmosphere (Zsembeli-Kovács, 2007). Crop rotation characteristic for the region is used (wheat or barley, maize, sunflower, peas or chickling vetch).

The soil type of the investigated plot is meadow chernozem solonetzic in the deeper layers, a soil type that is characteristic for the Trans-Tisza Region of Hungary. The parent material: "infusion loess". Table 1-2 shows the chemical and physical properties of the soil.

Table 1: Some chemical properties of the soil

Genetic layer	pH (H ₂ O)	y ₁	CaCO ₃ %	Na ₂ CO ₃ %	Σ Salt %	Humus %
A _{sz}	6,3	15,2	0	0	0,04	2,68
A ₁	7,5	8,0	0	0	0,04	2,27
B	8,5	0	6,9	0,026	0,04	1,67
BC	8,6	0	12,3	0,056	0,04	1,18
C	8,7	0	14,4	0,051	0,04	1,18

Table 2: Some physical properties of the soil

Genetic layer	Moisture content ($v v^{-1} \%$)				Bulk Density ($g\ cm^{-3}$)	K_A^*
	pF 0	pF 0,4	pF 2	pF 2,4		
A _{sz}	41,87	40,76	36,91	33,82	1,59	45
A ₁	42,57	40,73	35,57	33,19	1,56	47
B	52,03	49,14	36,22	31,22	1,28	50
BC	51,89	50,01	35,69	30,61	1,31	52
C	46,90	45,82	35,11	30,31	1,37	55

* Plasticity according to Arany (MSZ-08-0205:1978 5.1)

The plots of this experiment provide good opportunity to measure the CO₂-emission from the soil. One fraction of this complex approach is measuring the CO₂-emission from soil. It is obvious if less fuel is consumed, the load of greenhouse gases to the atmosphere is also less, but at the same time it is said that soil conservation tillage techniques usually result in increased CO₂-emission from soil (Gyuricza, 2000). In order to quantify this, in situ CO₂-emission of soil was measured by means of an ANAGAS 98 infrared gas analyser (Fig. 1.).



Figure 1. The ANAGAS 98 infrared gas analyser

Special, individually developed sets were used consisting of a metal frame and a plastic bowl each (Zsembeli et al., 2006). In order to have perfect isolation, the metal frame is inserted into the soil (sharpened bottom edge) down to 5.5 cm and the trough around the frame is filled with water. The volume of the plastic bowls is approximately 4000 cm³, the diameter of the metal frames is 20 cm. (Fig. 2.).




Figure 2. The frame+bowl method

To calculate CO₂-emission from soil the following formula was used:

$$F = d * (V/A) * (C_2 - C_1)/t * 273/(273 + T)$$

where F: CO₂-flux (kg m⁻² s⁻¹), d: density of CO₂ (kg m⁻³, 1.96 for CO₂), V: volume of head space of chamber (m³), A: area of chamber (m²), C₁: CO₂-concentration at time of start (m³ m⁻³), C₂: CO₂-concentration at time of end (m³ m⁻³), t: duration of measurement (s), T: air temperature (C°).

In this paper the results gained from the measurement on stubbles are published, as we consider stubbles the most suitable state when the effects of different soil cultivation systems on the microbiological activity of the soil can be compared. In stubble state, obviously after the harvest of the crop), root respiration is not characteristic, therefore the carbon-dioxide gas emitted from the soil is purely due to the microbiological activity, so more precise comparisons can be done.

Results and discussion

In 2007 we determined CO₂-emission on stubbles of early harvested crop (rape) in June and August. The highest carbon-dioxide emission degrees were calculated in conventional tillage plots instead of plots of reduced tillage systems. In line with higher air thermal, CO₂ emission of the soil was growing too. In addition cultivation differences were shown as well. The data of four measurement dates are indicated, these four measurements were carried out between the middle of June and middle of July, a one-month-long period directly following the sowing of millet. Our goal involved the determination of the differences due to the treatments as well as the duration of their effect. As the microbiological activity of the soil, hence its CO₂-emission are in strong correlation to the moisture content of the soil, we took the amount of precipitation fallen in the investigated period into consideration. In June, before the start of the measurements, 12.8 mm of rainfall was detected, between the first and the second measurements 18.9 mm, while 9.5 mm and 33 mm between the second and the third and between the last two ones respectively. These amounts, which are considered high in the summer period, ensured the relatively high values of CO₂-emission along the investigated period. In earlier set on long term cultivation experiment (H-1) higher CO₂ emissions were calculated than it used to (Figure 3.). Reasons of this strange result are investigated. There wasn't remarkable difference between the crop yields in variant cultivating plots but in ploughed plot were bigger root weigh and deeper root development. The case of conventional

tillage all the crop residues were baled and removed from the subplot so it could be influential factor.

Our data, gained in other experiments previously, showed that in dry periods the CO₂-emission increasing effect of different soil cultivation operations lasts 6-10 days only. This duration is in correspondence with the literature data (Franzlubberz et al., 2000; Fieber and Schiemel, 2003).

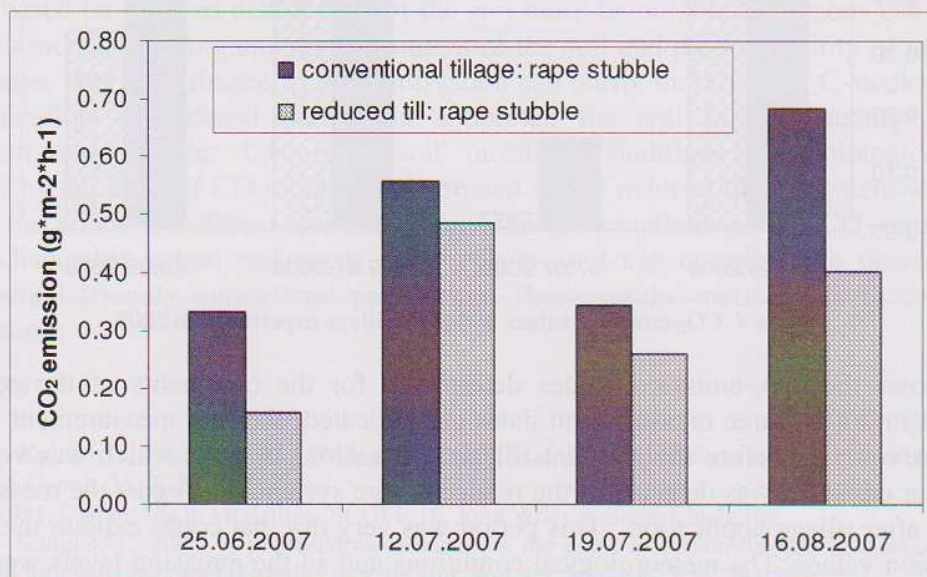


Figure 3. CO₂-emission values in the soil tillage experiment in 2007

In 2008 we had four opportunities to measure CO₂-emission in the soil tillage experiment. The results we gained are summarised in Fig. 4. We compared the values measured in the conventionally cultivated plots to direct seeding. In accordance with the literature, all the tillage operations induced increased CO₂-emission. The highest values were detected in the case of the conventionally cultivated, in other words ploughed plot, and this highest value was characteristic all along the investigated period. This was an unexpected result as reduced tillage is considered to be resulted in higher emission. Of course the shortness of the investigated period and the high amount of precipitation can not let us to conclude general conclusions, but there is no doubt that we gained remarkable results about the correlation between the soil status and the CO₂-emission from the soil.



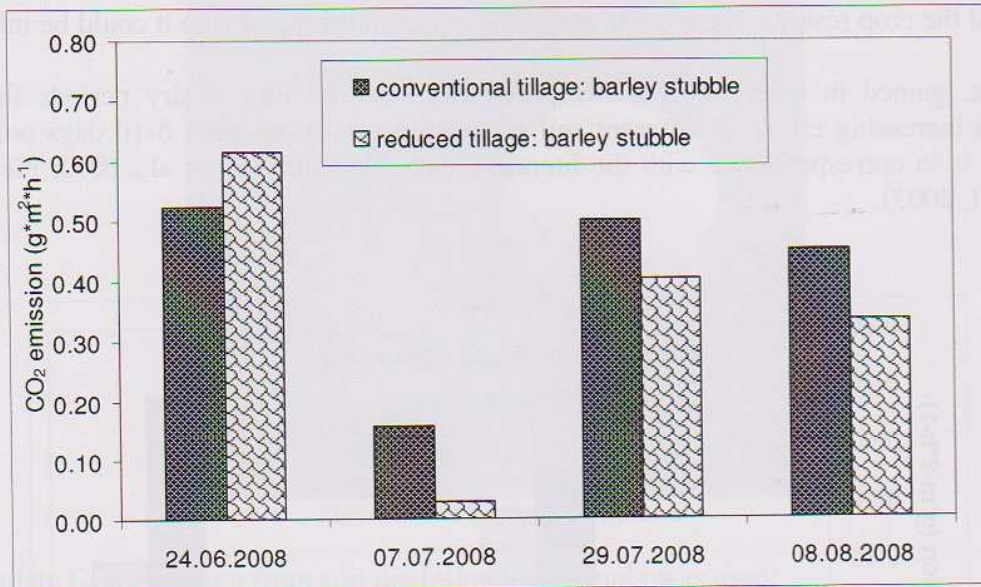


Figure 4. CO₂-emission values in the soil tillage experiment in 2008

Fig. 5. shows the CO₂-emission values determined for the treatments of the soil tillage experiment in 2009. Three measurement dates are indicated, the first measurement was done after the harvest and before the relevant tillage application. In July, which was very dry in 2009, higher emission was detected in the reduce tillage system. In August the measurements were done after tillage application.. This period was very dry that could explain the very low CO₂-emission values. The meteorological conditions and so the emission levels were similar in September. Of course the shortness of the investigated period can not let us to conclude general conclusions, but there is no doubt that we gained remarkable results about the correlation between the soil status and the CO₂-emission from the soil.

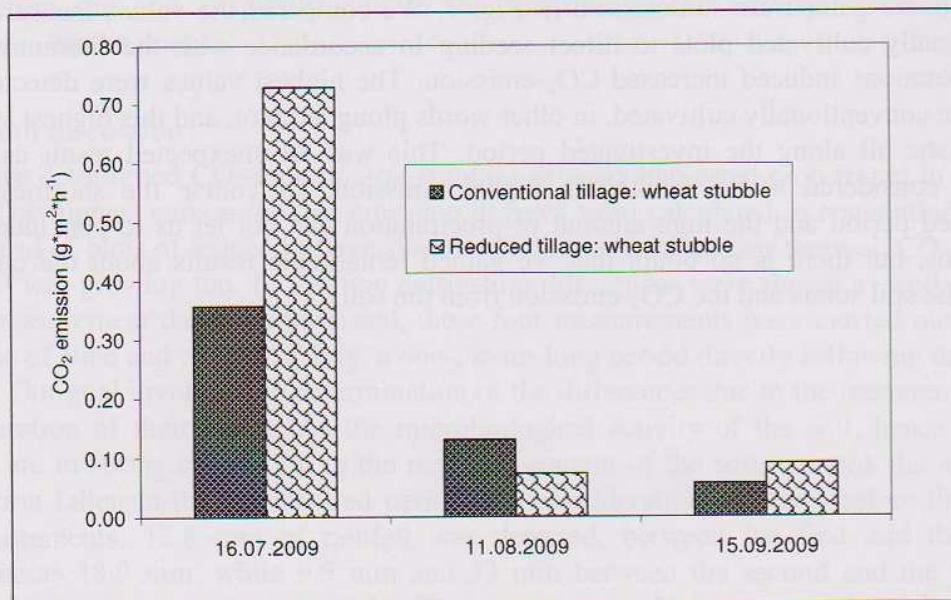


Figure 5. CO₂-emission values in the soil tillage experiment in 2009

These results motivate us to continue our investigations. In normal years a peak of the microbiological activity is characteristic in autumn as the decomposition of plant residues is taking place if enough moisture is available. Experimental data provided information about

the length of the time period when CO₂ emission increasing effects of soil cultivation are observable.

Conclusions

There is close correlation between the degree and intensity of CO₂-emission from the soil and the structural state and organic matter content of the soil. Applying alternative soil cultivation methods based on reduced disturbance of the soil more favourable conditions can be created in order to increase the organic matter content of the soil and the availability of the nutrients for the crops. Any disturbance by soil cultivation can partly mobilise the C-stock of the soil. The application of reduced cultivation supported the soil in approaching its natural equilibrium state. Under favourable soil moisture conditions microbiological activity (indicated by the level of CO₂-emission) increased where reduced tillage system was applied. Studying the effect of different soil utilisation/cultivation methods on the CO₂ emission from soil is indisputably actual and needs more efforts as it can contribute to develop a more environmental friendly agricultural production. These results motivate us to continue our investigations.

References

- Birkás, M. - Kalmár, T. - Fenyvesi, L. - Földesi, P. : 2007. Realities and beliefs in sustainable soil tillage. *Cereal Research Comm.* 35. 2. 257-260.
- Bolin, B.: 1981. *Carbon Cycle Modelling*. SCOPE 16, John Wiley & Sons, Chichester.
- Fieber, N.- Schimel, J.: 2003. A proposed mechanism for the pulse in carbon dioxide production commonly observed following the rapid rewetting of a dry soil. *Soil Sci. Soc. Am. J.* 67:798-805.
- Franzluebbers, A.- Haney, R. - Honeycutt, C.- Schomberg, H. -Hons, F.: 2000. Flush of carbon dioxide following rewetting of dried soil relates to active organic pools. *Soil Sci. Soc. Am. J.* 64:613-623.
- Gyuricza, Cs.: 2000. Az értékmegőrző és hagyományos talajművelés egyes fizikai és biológiai hatásának értékelése. Doktori értekezés. Gödöllő.
- Holland, J. M.: 2004. The environmental consequences of adopting conservation tillage in Europe: reviewing the evidence. *Agriculture, Ecosystems and Environment* 103. 1-25.p.
- Nyíri, L.: 1997. Az aszálykárok mérséklése, *Mezőgazda Kiadó*, Budapest.
- Soulides, D. - Allison, F.: 1961. Effect of drying and freezing soils on carbon dioxide production, available mineral nutrients, aggregation, and bacterial population. *Soil Sci.* 91:291-298.
- Trabalka, J.R., Reichle, D.E.:1986. *The Changing Carbon Cycle; a Global Analysis*. Springer-Verlag, New York.
- Zsembeli, J. – Kovács, Gy.: 2007. Dynamics of CO₂-emission of the soil in conventional and reduced tillage systems. *Cereal Research Communications*. Vol. 35. No. 2. 1337-1340
- Zsembeli, J. – Tuba, G. – Kovács, Gy.: 2006. Development and extension of CO₂-emission measurements for different soil surfaces. *Cereal Research Communications*. Vol. 34. No. 1. 359-362.
- Zsigrai, Gy.: 2001. The Effect of Artificial Fertilization on Some Chemical Properties of The Soil and on The Yield of Maize in Long-Term Experiments. (In. Ed. LAZÁNYI, J.: *Sustainable Agriculture and Rural Development*. Vider Plus Bt., Debrecen. 91-117.)