

Original Article

Stability yield indices on different sweet corn hybrids based on AMMI analysis

Índices de estabilidade de rendimento em diferentes híbridos de milho-doce com base na análise AMMI

S. M. N. Mousavi^{a,b} , A. Illés^a , A. Szabó^a , S. H. Shojaei^c , C. Demeter^a , Z. Bakos^a , A. Vad^d , A. Széles^a , J. Nagy^a  and C. Bojtor^{a*} 

^aUniversity of Debrecen, Faculty of Agricultural and Food Sciences and Environmental Management, Institute of Land Use, Engineering and Precision Farming Technology, Debrecen, Hungary

^bDalhousie University, Faculty of Agriculture, Department of Plant, Food, and Environmental Sciences, Halifax, Canada

^cIslamic Azad University, Faculty of Agriculture and Food Science and Technology, Science and Research Branch, Department of Biotechnology and Plant Breeding, Tehran, Iran

^dUniversity of Debrecen, Institutes for Agricultural Research and Educational Farm (IAREF), Farm and Regional Research Institutes of Debrecen (RID), Experimental Station of Látókép, Debrecen, Hungary

Abstract

Currently, sweet corn is considered an important crop due to its high sugar content and low starch content. Important sugars in sweet corn include sucrose, fructose, glucose, and maltose. The purpose of the present study was to use the yield indices of the eight examined sweet corn hybrids and the correlation of the yield indices together. Concentration is important for consumers in terms of yield indices. The research site was located at the Látókép Experimental Station of the University of Debrecen. The small plot experiment had a strip plot design with four replications. The previous crop was sweet corn; the plant density was 64 thousand/ha. The obtained result indicates that Biplot AMMI based on IPCA1 showed that the DB, NO, GS, and GB hybrids had stability and high performance in terms of yield indices. At the same time, fructose and glucose had stable parameters for the hybrids involved in the study. IPCA1 AMMI biplot showed that the ME hybrid had stability and high performance in terms of iron and zinc as well. IPCA2 AMMI biplot showed that DE, GB, and GS hybrids had stability and the highest performance on yield parameters in the scope of the research. Fructose, glucose, and sucrose had stable parameters on hybrids based on IPCA2. The DB and SE hybrids had desirable performance in Lutein and Zeaxanthin based on the biplot. The DE hybrid had a maximum performance on iron and zinc parameters.

Keywords: zeaxanthin, AMMI analysis, cluster analysis, yield indices.

Resumo

Atualmente, o milho-doce é considerado uma cultura importante devido ao alto teor de açúcar e baixo teor de amido. Açúcares importantes no milho-doce incluem sacarose, frutose, glicose e maltose. O objetivo do presente estudo foi utilizar os índices de rendimento dos 8 híbridos de milho-doce examinados e a correlação dos índices de rendimento juntos. A concentração é importante para os consumidores com relação aos índices de rendimento. O local da pesquisa foi localizado na Estação Experimental Látókép da Universidade de Debrecen, Hungria. O experimento realizado em pequenas parcelas teve um desenho de parcela de tiras com quatro repetições. A safra anterior era de milho-doce; a densidade de plantas foi de 64 mil/ha. O resultado obtido indica que o Biplot AMMI baseado no IPCA1 mostrou que os híbridos DB, NO, GS e GB apresentaram estabilidade e alto desempenho em termos de índices de produtividade. Ao mesmo tempo, frutose e glicose apresentaram parâmetros estáveis para os híbridos envolvidos no estudo. O biplot IPCA1 AMMI mostrou que o híbrido ME apresentou estabilidade e alto desempenho também quanto ao ferro e zinco. Já o biplot IPCA2 AMMI mostrou que os híbridos DE, GB e GS tiveram estabilidade e o melhor desempenho nos parâmetros de rendimento no escopo da pesquisa. Frutose, glicose e sacarose tiveram parâmetros estáveis em híbridos baseados em IPCA2. Os híbridos DB e SE tiveram desempenho desejável em luteína e zeaxantina com base no biplot. O híbrido DE teve desempenho máximo nos parâmetros de ferro e zinco.

Palavras-chave: zeaxantina, análise AMMI, análise de cluster, índices de rendimento.

*e-mail: bojtor.csaba@agr.unideb.hu

Received: December 24, 2022 – Accepted: January 13, 2023



This is an Open Access article distributed under the terms of the Creative Commons Attribution License, which permits unrestricted use, distribution, and reproduction in any medium, provided the original work is properly cited.

1. Introduction

Sweet corn hybrids are classified based on the type of endosperm mutation that increases sweetness. The most common types of sweet corn include standard hybrids with increased sweetness, super sweet hybrid (super sweet), synergistic hybrid and triple hybrid. Each of these hybrids has some desirable and undesirable characteristics. Sweet corn is a type of corn that has a high sugar content. Sweet corn was created due to a reverse mutation in the genes that control the conversion of sugar into starch inside the seed. (Revilla et al., 2021). Currently, sweet corn is considered an important crop due to its high sugar content and low starch content. Important sugars in sweet corn include sucrose, fructose, glucose, and maltose. In addition to various sugars, sweet corn has a compound called “water-soluble polysaccharide,” which can be easily absorbed after being converted into simpler sugars (Nemeskéri et al., 2019). This maize has a small amount of starch (about one percent). Sweet corn is rich in vitamins B, A and C. It also contains minerals such as calcium, phosphorus, iron, potassium and manganese. The potassium content of the crop is significant (Khan et al., 2018). Sweet corn produces ears whose grain endosperm has a high percentage of sugar. The sweetness of the grains is the most important factor in the quality of sweet corn. It is affected by the amount of sugar and starch in the grains. Crispy grains and raw texture are other traits that help improve the quality of sweet corn (Okumura et al., 2014). The best breeding method to increase maize yield per unit production area is the growing of maize hybrids. Due to the limitation of arable land and water resources, it is possible to maximize the use of arable land by using the multi-vessel system per year. For this purpose, early maturing hybrids are recommended that can be planted after grain harvest. Increasing the density compensated for the yield limitation of early maturing hybrids compared to late maturing hybrids (Coşkun et al., 2006). Maize yield data also allowed for the additive main effect and multiplicative interaction (AMMI) analysis. (Illes et al., 2021; Khodadad et al., 2013; Bojtor et al., 2022, 2021a; Shojaei et al., 2022; Szabó et al., 2022; Khatibi et al., 2022; Mousavi et al., 2018, 2019). Lutein and zeaxanthin help treat and prevent macular degeneration and cataracts antioxidants in maize, which, in advanced cases, lead to blindness (Calvo-Brenes et al., 2019). Zeaxanthin-biofortified sweet corn has a deeper golden-orange colour than standard yellow sweet corn due to a greater ratio of orange carotenoids (zeaxanthin, β -cryptoxanthin and β -carotene) to yellow carotenoids (lutein, zeaxanthin) (Khamkoh et al., 2019). Orange maize genotypes rich in provitamin A

carotenoids (β -carotene, β -cryptoxanthin and α -carotenes) serve as an important dietary intervention for relieving vitamin A shortage in developing countries (Simon, 1992). Lutein and zeaxanthin are the primary carotenoids in the fresh sweet corn market, while β -carotene, α -carotene, β -cryptoxanthin and antheraxanthin occur but in lower doses (Kurilich and Juvik, 1999; Kopsell et al., 2009). Lutein and zeaxanthin belong to the sub-category of xanthophylls, and they are associated with age-related macular degeneration (Perry et al., 2009). In addition to sugar content, it has been reported that carotenoid content in sweet corn cobs, including the *sh2* gene, is higher than in standard and sugar enhanced sweet corn (Singh et al., 2014). Probably in yellow sweet corn it is higher than in the case of other colour types of maize (Lynch et al., 1999). As that the xanthophyll content of the examined cobs was ca. 0.02mg/g, they can be considered highly pigmented (Scott and Eldridge, 2005). This study aims to evaluate Hungary's new sweet maize hybrids' biochemical parameters.

2. Materials and Methods

2.1. Site description

The experiments were carried out in the Research Center of the University of Debrecen on chernozem soil with calcareous deposits. Eight sweet corn hybrids were tested (A: DB, B: HO, C: GB, D: SE, E: ME, F: DE, G: GS, H: NO). The small plot experiment had a strip plot design with four replications. The previous crop was sweet corn, plant density was 64 thousand/ha. Applied nutrients were 90 kg N/ha, 23 kg CaO/ha, 16 kg Mg/ha. The experimental station is located on high quality calciferous chernozem soil, with width top (80 cm) A layer. The average of the organic matter in the plots were 2.13% in the top 30 centimeters. The pH content decreased slightly with increasing nitrogen levels. The average of the soil pH was slightly acidic (5.80) (Table 1). In the winter months of 2020 (January–February), the total precipitation was 59.6 mm, which was lower than the multiple-year average (67.2 mm). The total precipitation from April to September was 214 mm in 2020 and 181 mm in 2021 (Figure 1). Dry matter (DM), Fructose (Fru), Glucose (Glu), Sucrose (Suc), Calcium (Ca), Iron (Fe), Potassium (K), Magnesium (Mg), Zinc (Zn), Phosphorus (P), Lutein (Lu), Zeaxanthin (Zx), β -Cryptoxanthin (β), α -Carotene (α), 9Z- β -Carotene(9Z), and β -Carotene (β C). The parameters were determined under laboratory conditions at the Accredited Agricultural Instrument Centre of the University of Debrecen by removing the grains from ten cobs on each

Table 1. Soil parameters in the experiment.

Fertilisation levels	pH (KCl 1:2.5)	K_A	Salt content [m/m%]	$CaCO_3$ [m/m%]	Organic matter [m/m%]	Nitrogen [mg/kg]	Magnesium [mg/kg]	Potassium oxide [mg/kg]	Phosphorus pentoxide [mg/kg]
0	6.15	38.56	<0.02	<0.1	2.16	1.17	362.30	185.28	52.90
1	5.70	40.28	<0.02	<0.1	2.23	2.30	346.15	277.44	146.65
2	5.57	36.81	<0.02	<0.1	2.02	2.11	359.00	277.02	129.12

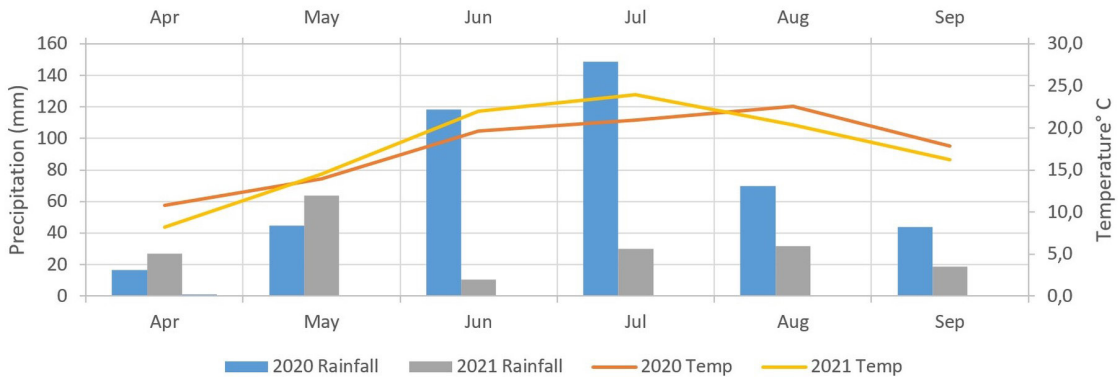


Figure 1. Precipitation and temperature during growth period.

hybrid and in each replication and taking average samples from the grains.

2.2. Laboratory testing methodology

A gentle, low temperature was applied to determine various elements during the drying of sweet corn grains. Samples were dried at 50 °C and stored at 24 °C until processing. The drying process started in a drying oven at maximum air velocity immediately after collecting the samples from the population (Moros et al., 2002). 0.5 g of the prepared sample was measured to determine the element content of sweet corn grain samples and 5 mL of distilled c.c. HNO₃ and 3 mL of 30% H₂O₂ were added. The sample was sealed and digested in four steps by the Application Note 076 method, using an ETHOS Plus Milestone microwave digestion system. After the digestion process, the vessels were cooled, and the contents were poured into 50 mL volumetric flasks. Measurements were performed with an inductively coupled plasma atomic emission ICP 7000 spectrophotometer (Thermo Scientific). The light emission of the plasma was spectrally resolved to measure the intensity of the spectral line of each element at a given wavelength. Each element can be measured at several wavelengths. The optimal one was selected without interference and spectral line overlap: Ca - 317.933, Fe-238.204, K-769.896, Li-670.784, Mg-285.213, Na-589.592, P-177.495, Zn-213.856. As a next step, the ICP-OES instrument was used to measure the sample solutions considering the optimal instrument parameters and evaluate the obtained data. The sugar content of the samples was measured in the accredited laboratory of the University using HPLC (Agilent 1200 RI). The samples were first dissolved and then measured after separation, dilution and filtration. Measurement procedure: 3-5 g were weighed in a centrifuge tube, 10 mL of the acetonitrile-water mixture, 0.5-0.5 mL of Carrez I and II solution were added to the sample, then mixed. The final volume is 20-25 mL. 100-100 mg of solid fructose, glucose and sucrose were added to the sample, and the amounts were determined.

The moisture content of sweet corn samples was measured before determining the amount of carotenoids in the samples. The tests were performed according to A.O.A.C. Official Method 934.01. The maize samples

were ground with dry ice, and approximately 1/3 of the ground sample was placed in a 40 mL EPA vial, weighed accurately. The dry ice was stored in an open container at room temperature until sublimation. Immediately after reaching room temperature, the vial was weighed to calculate the initial sample weight for moisture content determination. The vials were then placed in a vacuum drying oven at 70 °C, using a vacuum of 500 mbar, reduced to 100 mbar after 3 hours and dried overnight at the same pressure. After removing the oven, the sample was hermetically sealed and weighed when it had cooled to room temperature.

To determine the amount of lutein, zeaxanthin, and β-cryptoxanthin a specific method was used [15]. Maize samples were ground with dry ice and stored in an open container in the freezer at -18 °C until the dry ice was sublimated. For testing, 0.6 g of ground sample was weighed into a 50 mL centrifuge tube. 6 mL of 100% ethanol was added and the tube was vortexed for 30 seconds and then ultrasonicated in a cooled ultrasonic bath for 5 minutes. 3 mL of 10% NaCl solution and 10 mL of hexane were added and the tube was vortexed for 30 seconds and centrifuged for 3 min until phase separation at 5000 rpm. The upper hexane phase was pipetted into an evaporator tube. The hexane extraction was repeated twice until the lower aqueous-alcoholic phase was discoloured. The collected hexane fractions were evaporated to dryness under a stream of nitrogen at room temperature in the dark. 2 mL of MeOH containing 0.1% BHT was added to the evaporated residue. After dissolution by vortex and ultrasonication, the solution was filtered through a syringe filter with a pore diameter of 0.22 μm into an HPLC vial, stored in a freezer at -18 °C until HPLC analysis.

2.3. Statistical analysis

Correlation is a term that refers to the strength of the relationship between two variables, in which a strong or high correlation means that two or more variables are strongly related to each other. In contrast, a weak or low correlation means that the variables are weakly related. Correlation analysis examines the strength of this relationship with existing statistical data. The most widely used statistical bivariate index correlation is the

Pearson correlation coefficient, commonly called the Pearson correlation, abbreviated as R. Pearson coefficient shows the extent to which there is a linear relationship between quantitative variables. The main use of the Pearson coefficient is when variables are parametric; that is, they have a normal distribution and are at a distance / relative level. Some researchers use the Pearson coefficient when the variables are of the quasi-distance type (i.e., each variable is a combination of several sequential variables, so-called compression scales). Some authors have even used the Pearson coefficient for a two-valued variable and a distance/relative variable. Interpreting Pearson correlation can also be logical when one variable is bi-value (containing only two levels) (Ilker, 2011; Shojaei et al., 2021; Mousavi et al., 2022; Bodnár et al., 2018). Cluster analysis is a statistical method for grouping data or observations according to their similarity or degree of proximity. Data or observations are divided into homogeneous and distinct categories through cluster analysis. This method is used to segment customers based on their similarities. An answer obtained at the level of at least the Bayesian and Achaean criteria can represent the best balance between accuracy and complexity, which considers the most important effects and does not underestimate their importance. Also, another way to decide on the number of clusters is to use the distance ratio. The optimal number of clusters is observed with a large distance ratio change (Blashfield and Aldenderfer, 1978; Bojtor et al., 2021b). The model is analysed in terms of the main works of additive main effects and multiplication interaction (AMMI) by pointing the genotypes and conditions on the biplot. Biplot identifies the position of the genotypes about each other and the studied conditions (Annicchiarico, 1997).

3. Results and Discussion

3.1. Correlation between yield indices

The dry matter negatively correlated with potassium, phosphorus, sucrose and β -Carotene. Fructose had a positive correlation with Glucose, Potassium, Magnesium, Zinc, Phosphorus, and α -Carotene. Glucose positively correlated with potassium, magnesium, Zinc, Phosphorus, β -Cryptoxanthin, β -Carotene and α -Carotene. Sucrose had a negative correlation with iron and a positive correlation with potassium, Zeaxanthin and β -Cryptoxanthin. Iron had a positive correlation with magnesium and α -Carotene. Potassium positively correlated with magnesium, zinc, phosphorus, α -Carotene, 9Z- β -Carotene and β -Carotene. Magnesium had a positive correlation with zinc, phosphorous, and α -Carotene. Also, zinc had a positive correlation with phosphorous, α -Carotene and 9Z- β -Carotene. Lutein had a positive correlation with Zeaxanthin and β -Cryptoxanthin. There is a positive correlation between Zeaxanthin and β -Cryptoxanthin. Also, α -Carotene had a positive correlation with 9Z- β -Carotene and β -Carotene. 9Z- β -Carotene positively correlated correlation with β -Carotene (Table 2). Some studies reported heritability, and quantitative trait correlation had the highest percentage of heritability for 1000-seed yield traits on single cross maize hybrids (Oliveira and Rodriguez-Amaya, 2007). The vitreous endosperm showed a positive correlation between protein and soluble sugar levels. In the vitreous endosperm of the two types of maize evaluated (sweet corn and popcorn), sweet corn had higher protein and less starch content than popcorn. There is a positive correlation between β -branch carotenoids, but the only significant correlation exists between β -carotene and zeaxanthin (Trono, 2019). A correlation was found between main carotenoids and

Table 2. Correlation analysis between performance parameters.

	DM	Fruc	Glu	Suc	Ca	Fe	K	Mg	Zn	P	Lu	Zx	β	α	9Z
Fruc	-0.467														
Glu	-0.472	0.892													
Suc	-0.787	0.103	0.240												
Ca	-0.155	-0.129	-0.021	0.044											
Fe	0.208	0.487	0.461	-0.585	0.157										
K	-0.858	0.729	0.670	0.598	-0.048	0.141									
Mg	-0.216	0.693	0.688	-0.229	0.293	0.882	0.505								
Zn	-0.124	0.780	0.664	-0.276	0.068	0.852	0.522	0.902							
P	-0.625	0.616	0.567	0.088	0.047	0.438	0.677	0.663	0.545						
Lu	-0.053	0.209	0.467	0.319	-0.243	0.064	0.171	0.119	0.029	-0.149					
Zx	-0.213	0.137	0.384	0.529	-0.425	-0.295	0.189	-0.191	-0.255	-0.126	0.892				
β	-0.456	0.281	0.569	0.579	-0.068	-0.123	0.361	0.100	-0.095	0.175	0.836	0.886			
α	-0.308	0.581	0.632	0.065	0.468	0.689	0.566	0.848	0.815	0.459	0.101	-0.193	0.074		
9Z	-0.367	0.368	0.447	0.340	0.359	0.295	0.557	0.471	0.522	0.250	-0.003	-0.151	-0.001	0.821	
β C	-0.501	0.428	0.523	0.492	0.368	0.136	0.609	0.394	0.432	0.277	-0.014	-0.068	0.090	0.754	0.937

Dry matter (D.M.), Fructose (Fruc), Glucose (Glu), Sucrose (Suc), Calcium (Ca), Iron (Fe), Potassium (K), Magnesium (Mg), Zinc(Zn), Phosphorus (P), Lutein (Lu), Zeaxanthin (Zx), β -Cryptoxanthin (β), α -Carotene (α), 9Z- β -Carotene(9Z), β -Carotene (β C).

the sum of zeaxanthin, β -carotene and β -cryptoxanthin in the zeaxanthin-biofortified sweet corn hybrids, and the zeaxanthin-biofortified hybrids within the commercial yellow sweet corn (Song et al., 2016).

3.2. Cluster analysis on yield indices

Cluster analysis showed that the first group included dry matter in this research. The second group includes fructose, glucose, potassium, phosphorus, iron, magnesium and zinc. The third group includes calcium α -Carotene, 9Z- β -Carotene and β -Carotene. The fourth group includes sucrose, lutein, zeaxanthin, and β -Cryptoxanthin. Grouping by cluster analysis showed which parameters had connections together. Sucrose is strongly connected with lutein, zeaxanthin, and β -Cryptoxanthin (Figure 2). Many reasons can be given for the value of cluster analysis; first, cluster analysis can help find real groups. Second, cluster parsing can be useful for data reduction) Palamarchuk et al. (2021). In yellow maize (*Zea mays* L.), comparable results have been reported in relation to the germ fraction contribution to the grain. Lutein percentage in the germ is much lower than in the grain, and a higher ratio of zeaxanthin to lutein was discovered in the germ of yellow maize (Weber et al., 1987; Calvo-Brenes et al., 2019). Effect of freezing and cool storage on carotenoid content and quality of zeaxanthin-biofortified

and standard yellow sweet-corn (*Zea mays* L.). Journal Of Food Composition And Analysis, 86, p.103353) (Ndolo and Beta, 2013). The clustering analysis could identify the best cross combinations for generating variability concerning various characters under study. The traits clubbed in the different clusters, if intercrossed, may generate wide variability. The clustering pattern indicated no association between the geographical distribution of accessions and genetic divergence (Murty and Arunachalam, 1966). Cluster analysis based on plant morphology suggested that accessions could be grouped. Such groupings are useful to breeders in determining possible genotypes used as parents in breeding for any of the morphological traits studied. Above all, the information generated will decrease the overall time needed by plant breeders to screen large populations for potential breeding products (Ilker, 2011). The correlation of the highly heritable attributes with complex ones could determine whether selection for one attribute affects another (Srdić et al., 2012).

3.3. Additive main effects and multiplication interaction (AMMI) analysis on yield indices

Additive main effects and multiplication interaction (AMMI) analysis showed IPCA1 and IPCA2 were significant on performance parameters. Genotypes in performance parameters interaction were significant in AMMI variance analysis. IPCA1 covered 30.61 percent of all data and IPCA2 28.57 percent of all data (Table 3). Biplot AMMI based on IPCA1 showed that DB, NO, GS, and GB hybrids had stability and high performance in yield indices.

At the same time, fructose and glucose had stable parameters on hybrids in this research. IPCA1 AMMI biplot showed that ME hybrid had stability and high performance in iron and zinc. IPCA2 AMMI biplot showed that DE, GB, and GS hybrids showed stability and the highest performance on yield parameters in this research. Fructose, glucose, and sucrose had stable parameters on hybrids based on IPCA2. DB and SE hybrids had desirable performance in Lutein and Zeaxanthin based on the biplot. DE hybrid had the maximum iron and zinc parameters (Figure 3). The principal carotenoids were lutein, zeaxanthin, β -cryptoxanthin and β -carotene, and the total carotenoid content in the germ

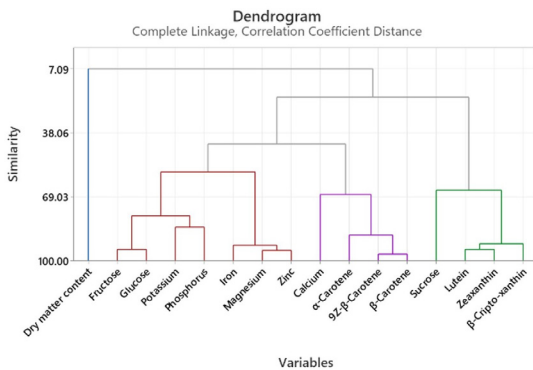


Figure 2. Cluster analysis of performance parameters.

Table 3. AMMI analysis on performance parameters.

Source	df	SS	MS	F	%	F_prob
Total	511	4800	9.39	-		-
Treatments	127	4800	37.79	17932.64		0.00000
Genotypes	7	20	2.89	1371.72		0.00000
Performance	15	4730	315.36	180787.56		0.00000
Block	48	0	0.00	0.83		0.78523
Interactions	105	49	0.47	221.67		0.00000
IPCA1	21	15	0.71	337.05	30.61	0.00000
IPCA2	19	14	0.74	350.73	28.57	0.00000
Residuals	65	20	0.31	146.66		0.00000
Error	336	1	0.00	-		-

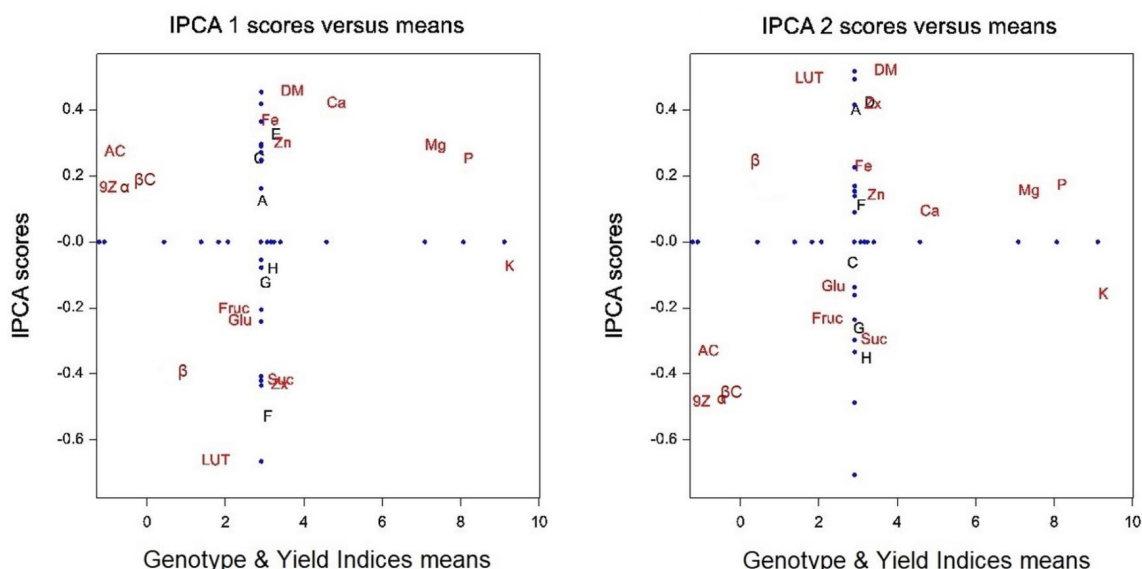


Figure 3. AMMI. biplot on Hybrids and yield parameters. (A: DB, B: HO, C: GB, D: SE, E: ME, F: DE, G: GS, H: NO). Dry matter (D.M.), Fructose (Fruc), Glucose (Glu), Sucrose (Suc), Calcium (Ca), Iron (Fe), Potassium (K), Magnesium (Mg), Zinc (Zn), Phosphorus (P), Lutein (Lu), Zeaxanthin (Zx), β -Cryptoxanthin (β), α -Carotene (α), 9Z- β -Carotene(9Z), β -Carotene (β C).

was significantly descending compared to the whole grain. Ndolo and Beta 2013, discovered that the concentration of lutein, zeaxanthin and total carotenoid content in the germ fraction was significantly lower than in the whole grain (Demeter et al., 2021). Principal component analysis (PCA) was performed to find diverse parameters for a successful breeding program (Tarighaleslami et al., 2012). Mohammed et al. (2017) found sweet potato obtainments (116) were grown under rain-fed conditions and Mushtaq et al. (2021), in their study on maize, reported that PCA abridged the total variation into four principal components.

4. Conclusions

This research revealed that the DE, GB, and GS hybrids showed stability and the highest performance on yield parameters. DB and SE hybrids had desirable performance in Lutein and Zeaxanthin based on the biplot. The DE hybrid had a maximum performance on iron and zinc parameters.

Abbreviations

A: DB hybrid, B: HO hybrid, C: GB hybrid, D: SE hybrid, E: ME hybrid, F: DE hybrid, G: GS hybrid, H: NO hybrid.

Acknowledgments

TKP2021-NKTA-32 has been implemented with support provided from the National Research, Development and Innovation Fund of Hungary, financed under the TKP2021-NKTA funding scheme, and supported by the EFOP-3.6.3-VEKOP.

References

- ANNICCHIARICO, P., 1997. Additive main effects and multiplicative interaction (AMMI) analysis of genotype-location interaction in variety trials repeated over years. *Theoretical and Applied Genetics*, vol. 94, no. 8, pp. 1072-1077. <http://dx.doi.org/10.1007/s001220050517>.
- BLASHFIELD, R.K. and ALDENDERFER, M.S., 1978. The literature on cluster analysis. *Multivariate Behavioral Research*, vol. 13, no. 3, pp. 271-295. http://dx.doi.org/10.1207/s15327906mbr1303_2. PMID:26821722.
- BODNÁR, K.B., MOUSAVI, S.M.N. and NAGY, J., 2018. Evaluation of dry matter accumulation of maize (*Zea mays* L.) hybrids. *Acta Agraria Debreceniensis*, vol. 74, no. 74, pp. 35-41. <http://dx.doi.org/10.34101/actaagrar/74/1661>.
- BOJTOR, C., ILLÉS, Á., NASIR MOUSAVI, S.M., SZÉLES, A., TÓTH, B., NAGY, J. and MARTON, C.L., 2021a. Evaluation of the nutrient composition of maize in different NPK fertilizer levels based on multivariate method analysis. *International Journal of Agronomy*, vol. 2021, pp. 2021. <http://dx.doi.org/10.1155/2021/5537549>.
- BOJTOR, C., MOUSAVI, S.M.N., ILLÉS, Á., GOLZARDI, F., SZÉLES, A., SZABÓ, A., NAGY, J. and MARTON, C.L., 2022. Nutrient composition analysis of maize hybrids affected by different nitrogen fertilisation systems. *Plants*, vol. 11, no. 12, pp. 1593. <http://dx.doi.org/10.3390/plants11121593>. PMID:35736744.
- BOJTOR, C., MOUSAVI, S.M.N., ILLÉS, Á., SZÉLES, A., NAGY, J. and MARTON, C.L., 2021b. Stability and adaptability of maize hybrids for precision crop production in a long-term field experiment in Hungary. *Agronomy*, vol. 11, no. 11, pp. 2167. <http://dx.doi.org/10.3390/agronomy11112167>.
- CALVO-BRENES, P., FANNING, K. and O'HARE, T., 2019. Does kernel position on the cob affect zeaxanthin, lutein and total carotenoid contents or quality parameters, in zeaxanthin-biofortified sweet-corn? *Food Chemistry*, vol. 277, pp. 490-495. <http://dx.doi.org/10.1016/j.foodchem.2018.10.141>. PMID:30502175.
- COŞKUN, M.B., YALÇIN, İ. and ÖZARSLAN, C., 2006. Physical properties of sweet corn seed (*Zea mays saccharata* Sturt.).

- Journal of Food Engineering*, vol. 74, no. 4, pp. 523-528. <http://dx.doi.org/10.1016/j.jfoodeng.2005.03.039>.
- DEMETER, C., NAGY, J., HUZZSVAI, L., ZELENÁK, A., SZABÓ, A. and SZÉLES, A., 2021. Analysis of the content values of sweet maize (*Zea mays* L. Convar Saccharata Koern) in precision farming. *Agronomy*, vol. 11, no. 12, pp. 2596. <http://dx.doi.org/10.3390/agronomy11122596>.
- ILKER, E., 2011. Correlation and path coefficient analyses in sweet corn. *Turkish Journal of Field Crops*, vol. 16, no. 2, pp. 105-107.
- ILLES, A., BOJTOR, C., SZELES, A., MOUSAVI, S.M.N., TOTH, B. and NAGY, J., 2021. Analyzing the effect of intensive and low-input agrotechnical support for the physiological, phenometric, and yield parameters of different maize hybrids using multivariate statistical methods. *International Journal of Agronomy*, vol. 2021, pp. 6682573. <http://dx.doi.org/10.1155/2021/6682573>.
- KHAMKOH, W., KETTHAISONG, D., LOMTHAISONG, K., LERTRAT, K. and SURIHARN, B., 2019. Recurrent selection method for improvement of lutein and zeaxanthin in orange waxy corn populations. *Australian Journal of Crop Science*, vol. 13, no. 4, pp. 566-573. <http://dx.doi.org/10.21475/ajcs.19.13.04.p1507>.
- KHAN, A.A., HUSSAIN, A., GANAI, M.A., SOFI, N.R. and HUSSAIN, S.T., 2018. Yield, nutrient uptake and quality of sweet corn as influenced by transplanting dates and nitrogen levels. *Journal of Pharmacognosy and Phytochemistry*, vol. 7, no. 2, pp. 3567-3571.
- KHATIBI, A., OMRANI, S., OMRANI, A., SHOJAEI, S.H., MOUSAVI, S.M.N., ILLÉS, Á., BOJTOR, C. and NAGY, J., 2022. Response of maize hybrids in drought-stress using drought tolerance indices. *Water*, vol. 14, no. 7, pp. 1012. <http://dx.doi.org/10.3390/w14071012>.
- KHODADAD, M., MORTEZA, F. and SEYED, M.N.M., 2013. Effect of drought stress on yield and yield components of maize hybrids. *Scientific Research and Essays*, vol. 8, no. 24, pp. 1145-1149.
- KOPSELL, D.A., ARMEL, G.R., MUELLER, T.C., SAMS, C.E., DEYTON, D.E., MCELROY, J.S. and KOPSELL, D.E., 2009. Increase in nutritionally important sweet corn kernel carotenoids following mesotrione and atrazine applications. *Journal of Agricultural and Food Chemistry*, vol. 57, no. 14, pp. 6362-6368. <http://dx.doi.org/10.1021/jf9013313>. PMID:19537793.
- KURILICH, A.C. and JUVIK, J.A., 1999. Quantification of Carotenoid and Tocopherol Antioxidants in *Zea mays*. *Journal of Agricultural and Food Chemistry*, vol. 47, no. 5, pp. 1948-1955. <http://dx.doi.org/10.1021/jf981029d>. PMID:10552476.
- LYNCH, R.E., WISEMAN, B.R., PLAISTED, D. and WARNICK, D., 1999. Evaluation of transgenic sweet corn hybrids expressing CryIA (b) toxin for resistance to corn earworm and fall armyworm (Lepidoptera: noctuidae). *Journal of Economic Entomology*, vol. 92, no. 1, pp. 246-252. <http://dx.doi.org/10.1093/jee/92.1.246>. PMID:10036986.
- MOHAMMED, A.A., MAJID, Z.M., KASNAZANY, S.A.S., SALIH, S.J., MUSTAFA, S.B. and SALIH, O.A., 2017. Growth and yield quality of sweet corn, as influenced by nitrogen fertilization levels in Sulaimani region. *The Iraqi Journal of Agricultural Science*, vol. 48, no. 6, pp. 1582-1589.
- MOROS, E.E., DARNOKO, D., CHERYAN, M., PERKINS, E.G. and JERRELL, J., 2002. Analysis of xanthophylls in corn by HPLC. *Journal of Agricultural and Food Chemistry*, vol. 50, no. 21, pp. 5787-5790. <http://dx.doi.org/10.1021/jf020109l>. PMID:12358439.
- MOUSAVI, S.M.N., BODNÁR, K.B. and NAGY, J., 2019. Studying the effects of traits in the genotype of three maize hybrids in Hungary. *Acta Agraria Debreceniensis*, vol. 1, no. 1, pp. 97-101. <http://dx.doi.org/10.34101/actaagrar/1/2378>.
- MOUSAVI, S.M.N., ILLÉS, A., BOJTOR, C., DEMETER, C., ZSUZSANNA, B., VAD, A., ABAKEER, R.A., SIDAHMED, H.M.I. and NAGY, J., 2022. Quantitative and qualitative yield in sweet maize hybrids. *Brazilian Journal of Biology = Revista Brasileira de Biologia*, vol. 84, pp. e265735. <http://dx.doi.org/10.1590/1519-6984.265735>. PMID:36102376.
- MOUSAVI, S.N., BODNÁR, K. and NAGY, J., 2018. Evaluation of decreasing moisture content of different maize genotypes. *Acta Agraria Debreceniensis*, vol. 74, no. 74, pp. 147-151. <http://dx.doi.org/10.34101/actaagrar/74/1680>.
- MURTY, B.R. and ARUNACHALAM, V., 1966. The nature of divergence in relation to breeding systems in some crop plants. *Indian Journal of Genetics and Plant Breeding*, vol. 26, pp. 188-198.
- MUSHTAQ, S., SHAFIQ, M., ASHFAQ, M., ALI, M., SHAHEEN, S., HSIEH, D., FINAN, T. and HAIDER, M.S., 2021. Study of varying pH ranges on the growth rate of bacterial strains isolated from plants. *Pakistan Journal of Agricultural Sciences*, vol. 58, no. 3, pp. 1051-1057.
- NDOLO, V.U. and BETA, T., 2013. Distribution of carotenoids in endosperm, germ, and aleurone fractions of cereal grain kernels. *Food Chemistry*, vol. 139, no. 1-4, pp. 663-671. <http://dx.doi.org/10.1016/j.foodchem.2013.01.014>. PMID:23561159.
- NEMESKÉRI, E., MOLNÁR, K., RÁCZ, C., DOBOS, A.C. and HELYES, L., 2019. Effect of water supply on spectral traits and their relationship with the productivity of sweet corns. *Agronomy*, vol. 9, no. 2, pp. 63. <http://dx.doi.org/10.3390/agronomy9020063>.
- OKUMURA, R.S., VIDIGAL FILHO, P.S., SCAPIM, C.A., MARQUES, O.J., FRANCO, A.A.N., SOUZA, R.S. and RECHE, D.L., 2014. Effects of nitrogen rates and timing of nitrogen topdressing applications on the nutritional and agronomic traits of sweet corn. *Journal of Food Agriculture and Environment*, vol. 12, no. 2, pp. 391-398.
- OLIVEIRA, G.P. and RODRIGUEZ-AMAYA, D.B., 2007. Processed and prepared corn products as sources of lutein and zeaxanthin: compositional variation in the food chain. *Journal of Food Science*, vol. 72, no. 1, pp. S079-S085. <http://dx.doi.org/10.1111/j.1750-3841.2006.00235.x>. PMID:17995903.
- PALAMARCHUK, V., KRYCHKOVSKIY, V., HONCHARUK, I.T.N. and TELEKALO, N., 2021. The modeling of the production process of high-starch corn hybrids of different maturity groups. *European Journal of Sustainable Development*, vol. 10, no. 1, pp. 584-598. <http://dx.doi.org/10.14207/ejsd.2021.v10n1p584>.
- PERRY, A., RASMUSSEN, H. and JOHNSON, E.J., 2009. Xanthophyll (lutein, zeaxanthin) content in fruits, vegetables and corn and egg products. *Journal of Food Composition and Analysis*, vol. 22, no. 1, pp. 9-15. <http://dx.doi.org/10.1016/j.jfca.2008.07.006>.
- REVILLA, P., ANIBAS, C.M. and TRACY, W.F., 2021. Sweet corn research around the world 2015-2020. *Agronomy*, vol. 11, no. 3, pp. 534. <http://dx.doi.org/10.3390/agronomy11030534>.
- SCOTT, C.E. and ELDRIDGE, A.L., 2005. Comparison of carotenoid content in fresh, frozen and canned corn. *Journal of Food Composition and Analysis*, vol. 18, no. 6, pp. 551-559. <http://dx.doi.org/10.1016/j.jfca.2004.04.001>.
- SHOJAEI, S.H., MOSTAFAVI, K., BIHAMTA, M.R., OMRANI, A., MOUSAVI, S.M.N., ILLÉS, Á., BOJTOR, C. and NAGY, J., 2022. Stability on maize hybrids based on GGE biplot graphical technique. *Agronomy*, vol. 12, no. 2, pp. 394. <http://dx.doi.org/10.3390/agronomy12020394>.
- SHOJAEI, S.H., MOSTAFAVI, K., OMRANI, A., OMRANI, S., NASIR MOUSAVI, S.M., ILLÉS, Á., BOJTOR, C. and NAGY, J., 2021. Yield stability analysis of maize (*Zea mays* L.) hybrids using parametric and ammi methods. *Scientifica*, vol. 2021, pp. 5576691. <http://dx.doi.org/10.1155/2021/5576691>. PMID:33833893.
- SIMON, P.W., 1992. Genetic improvement of vegetable carotene content. In: *Biotechnology and Nutrition: Proceedings of the Third International Symposium*, 1992, Boston. Boston: Butterworth-Heinemann, vol. 1, pp. 293-300.

- SINGH, I., LANGYAN, S. and YADAVA, P., 2014. Sweet corn and corn-based sweeteners. *Sugar Tech*, vol. 16, no. 2, pp. 144-149. <http://dx.doi.org/10.1007/s12355-014-0305-6>.
- SONG, J., LI, D., LIU, N., LIU, C., HE, M. and ZHANG, Y., 2016. Carotenoid composition and changes in sweet and field corn (*Zea mays*) during kernel development. *Cereal Chemistry*, vol. 93, no. 4, pp. 409-413. <http://dx.doi.org/10.1094/CCHEM-11-15-0230-N>.
- SRDIĆ, J., NIKOLIĆ, A., PAJLIĆ, Z., DRINIĆ, S.M. and FILIPOVIĆ, M., 2012. Genetic similarity of sweet corn inbred lines in correlation with heterosis. *Maydica*, vol. 56, no. 3, pp. 250-256.
- SZABÓ, A., SZÉLES, A., ILLÉS, Á., BOJTOR, C., MOUSAVI, S.M.N., RADÓCZ, L. and NAGY, J., 2022. Effect of different nitrogen supply on maize emergence dynamics, evaluation of yield parameters of different hybrids in long-term field experiments. *Agronomy*, vol. 12, no. 2, pp. 284. <http://dx.doi.org/10.3390/agronomy12020284>.
- TARIGHALESAMI, M., ZARGHAMI, R., BOOJAR, M.M.A. and OVEYSI, M., 2012. Effects of drought stress and different nitrogen levels on morphological traits of proline in leaf and protein of corn seed (*Zea mays* L.). *American-Eurasian Journal of Agricultural & Environmental Sciences*, vol. 12, pp. 49-56.
- TRONO, D., 2019. Carotenoids in cereal food crops: composition and retention throughout grain storage and food processing. *Plants*, vol. 8, no. 12, pp. 551. <http://dx.doi.org/10.3390/plants8120551>. PMID:31795124.
- WEBER, D.C., FERRO, D.N., TUTTLE, A.F. and MCLINTIRE, J.R., 1987. European Corn BORER (ECB), Corn Earworm (CEW) and Fall Armyworm (FAW) Control on Sweet Corn, 1986. *Insecticide and Acaricide Tests*, vol. 12, no. 1, pp. 122-123. <http://dx.doi.org/10.1093/iat/12.1.122a>.