



Treatment of Obesity with Thyroid hormones in Europe. Data from the THESIS* Collaboration

J. C. Galofré^{1,2,3} · J. J. Díez^{3,4,5,6} · R. Attanasio⁷ · E. V. Nagy⁸ · R. Negro⁹ · E. Papini¹⁰ · P. Perros¹¹ · M. Žarković¹² · E. Akarsu¹³ · M. Alevizaki¹⁴ · G. Ayvaz¹⁵ · T. Bednarczuk¹⁶ · B. N. Beleslin^{12,17} · E. Berta⁸ · M. Bodor⁸ · A. M. Borissova¹⁸ · M. Boyanov^{19,20} · C. Buffet²¹ · M. C. Burlacu²² · H. Dobnig^{23,24} · V. Fadeyev²⁵ · B. C. T. Field²⁶ · E. Fliers²⁷ · D. Führer²⁸ · T. Hakala²⁹ · J. Jiskra³⁰ · P. Kopp³¹ · M. Krebs³² · M. Kršek³⁰ · M. Kužma³³ · M. Lantz³⁴ · I. Lazúrová³⁵ · L. Leenhardt²¹ · V. Luchytskiy³⁶ · F. M. Puga³⁷ · A. McGowan³⁸ · S. Metso³⁹ · C. Moran^{40,41} · T. Morgunova²⁵ · D. A. Niculescu⁴² · B. Perić⁴³ · T. Planck³⁴ · C. Poiana⁴² · E. Robenshtok⁴⁴ · P. O. Rosselet⁴⁵ · M. Ruchala⁴⁶ · K. R. Riis⁴⁷ · A. Shepelkevich⁴⁸ · M. Tronko⁴⁹ · D. Unuane⁵⁰ · I. Vardarli^{51,52} · W. E. Visser⁵³ · M. Vryonidou⁵⁴ · Y. R. Younes⁵⁵ · L. Hegedüs⁴⁷

Received: 30 January 2024 / Accepted: 3 June 2024
© The Author(s) 2024

Abstract

Purpose The use of thyroid hormones (TH) to treat obesity is unsupported by evidence as reflected in international guidelines. We explored views about this practice, and associations with respondent characteristics among European thyroid specialists.

Methods Specialists from 28 countries were invited to a survey via professional organisations. The relevant question was whether “*Thyroid hormones may be indicated in biochemically euthyroid patients with obesity resistant to lifestyle interventions*”.

Results Of 17,232 invitations 5695 responses were received (33% valid response rate; 65% women; 90% endocrinologists). Of these, 290 (5.1%) stated that TH may be indicated as treatment for obesity in euthyroid patients. This view was commoner among non-endocrinologists (8.7% vs. 4.7%, $p < 0.01$), private practice (6.5% vs. 4.5%, $p < 0.01$), and varied geographically (Eastern Europe, 7.3%; Southern Europe, 4.8%; Western Europe, 2.7%; and Northern Europe, 2.5%). Respondents from Northern and Western Europe were less likely to use TH than those from Eastern Europe ($p < 0.01$). Gross national income (GNI) correlated inversely with this view (OR 0.97, CI: 0.96–0.97; $p < 0.001$). Having national guidelines on hypothyroidism correlated negatively with treating obesity with TH (OR 0.71, CI: 0.55–0.91).

Conclusions Despite the lack of evidence, and contrary to guidelines’ recommendations, about 5% of respondents stated that TH may be indicated as a treatment for obesity in euthyroid patients resistant to life-style interventions. This opinion was associated with (i) respondent characteristics: being non-endocrinologist, working in private practice, treating a small number of hypothyroid patients annually and (ii) national characteristics: prevalence of obesity, Eastern Europe, low GNI and lack of national hypothyroidism guidelines.

Keywords Obesity · Hypothyroidism · Levothyroxine · Survey

Introduction

Treatment of Hypothyroidism in Europe by Specialists: An International Survey (THESIS) is a large-scale European study aiming to explore views about the use of thyroid hormones (TH) among thyroid specialists in Europe. It was completed in 2021, and twenty countries have already reported their national data [1–20].

M. Lantz: Deceased

THESIS: Treatment of Hypothyroidism in Europe by Specialists: An International Survey.

Extended author information available on the last page of the article

THESIS has allowed the evaluation of real-life practices by thyroid specialists that include both evidence-based indications for TH use and that of nonconventional use [21, 22]. Here we report the aggregate data with respect to the use of TH in obese euthyroid individuals resistant to lifestyle interventions.

The rationale behind using of TH in euthyroid individuals with obesity was based in a few relevant experimental and clinical observations. It is well recognised that TH have important thermogenic effects that promote caloric expenditure [23]. Hypothyroid patients are prone to weight gain, mostly due to fluid retention, which may decrease following treatment for hypothyroidism [24]. In addition, body mass index (BMI) and body weight are typically positively associated with serum thyrotropin (TSH) levels [24, 25], although this relationship seems to be somewhat modulated by autoimmunity [26, 27]. Nevertheless, no study has demonstrated that TH are effective for weight loss in euthyroid individuals with obesity without causing side effects [24, 28]. On the contrary, TH induces iatrogenic thyrotoxicosis [24, 28] that is associated with increased somatic as well as psychiatric morbidity and excess mortality [29–32], and does not improve quality of life [33].

We aimed to document the respondent characteristics and views of thyroid specialists members of 28 national European Endocrine Societies about the use of TH in euthyroid subjects with obesity resistant to lifestyle intervention.

Material and methods

Guidelines for internet-based electronic surveys (CHERRIES) were followed. The survey recruited thyroid specialists who were members of national endocrine and/or thyroid scientific professional organizations from European countries with more than 4 million citizens. The project was supervised by a Steering Committee (LH, EVN, EP, PP, RA, and RN).

The survey was conducted between 2019 and 2021 and details are reported elsewhere [21, 22]. In brief, the anonymous online questionnaire comprised of eight questions about physician characteristics and twenty-three questions about the use of TH in various clinical scenarios. The survey link was distributed through national thyroid or endocrine professional societies. Two national leads of each country and the Steering Committee were responsible for the authenticity of the data received. The relevant question for obesity was whether “*Thyroid hormones may be indicated in biochemically euthyroid patients with obesity resistant to lifestyle interventions*”. The questionnaire was developed in English and the survey was translated into the national language at the discretion of the national leads.

After completing the survey, national leads reported if their country had at the time of the survey (i) national guidelines for thyroid disease, including management of hypothyroidism, and (ii) guidelines for the management of obesity. In the absence of national guidelines, national leads were asked whether any specific international guideline was officially recommended by the national society and whether such guidelines support or discourage the use of TH for obesity.

Statistical analyses

Responses that contained complete information about the respondent’s demographics were considered as valid and included in the analysis.

Statistical calculations were performed with R [34]. Due to the characteristics of the information, the survey data were not weighted. The information referring to qualitative and quantitative variables is presented in frequencies or proportions, and means with standard deviations, respectively. The association between qualitative variables was calculated using chi-square and Cramer’s tests. Linear, logistic and ordinal regression was performed when applicable [35], with the statistical and ordinal R packages. The statistical significance level was set at 5%. The effect size is independent of the sample size and the p-value, allowing us to rule out statistically significant but practically irrelevant results [36, 37]. Therefore, we reported both p-values and effect size measures and were guided by the latter. Cramer’s V measures the effect size and the values were interpreted according to Rea and Parker [36], namely Cramer’s V values less than 0.1 are interpreted as insignificant, between 0.1 and 0.2 as weak, between 0.2 and 0.4 as moderate, between 0.4 and 0.6 as relatively strong and above 0.6 as a strong association.

Geographic regions were defined according to the United Nations Statistics Division definition (UNSD): Eastern Europe: Belarus, Bulgaria, Czech Republic, Hungary, Poland, Romania, Russian Federation, Slovakia, Ukraine; Northern Europe: Denmark, Finland, Ireland, Sweden, United Kingdom; Southern Europe: Croatia, Greece, Italy, Portugal, Serbia, Slovenia, Spain; Western Europe: Austria, Belgium, France, Germany, Netherlands, Switzerland; Western Asia: Israel, Turkey. Data on Gross national income (GNI) per capita in US dollars were derived from the World Bank [38, 39]. Information about the prevalence of obesity in Europe was derived from the Global Health Observatory data repository of the World Health Organisation (WHO) [40].

Results

Baseline characteristics of all respondents

Out of 17,232 invitations 5695 valid responses were received (response rate 33.0%). The characteristics of respondents have been described in detail elsewhere [21, 22] and are summarised in Table 1. Notably, the mean age was 49.0 ± 12.0 years; 65.0% (3700/5695) were females; the majority were endocrinologists (90.1%, 5132/5695); 83.1% (4732/5695) treated more than 50 hypothyroid patients per year and 78.8% (4487/5693) had more than 10 years in medical practice.

Baseline characteristics of respondents considering TH for obese patients

Of all 5695 respondents, 290 (5.1%) stated that use of TH may be indicated as a treatment for obesity resistant to lifestyle intervention (Table 1).

Eighty-three percent (241/290) of those who thought obesity was a potential indication for TH were endocrinologists, while the rest were divided between internal medicine, paediatrics, nuclear medicine, surgery, gynaecology, general practice and others. Nevertheless, the view that TH may be indicated for obesity was more common among non-endocrinologists than endocrinologists (8.7% vs. 4.7%, $p < 0.01$, Cramer's V 0.054, 95% CI: 0.032–0.081).

Table 1 Characteristics of respondents who stated that they would use thyroid hormones (TH) as obesity treatment in euthyroid patients resistant to lifestyle interventions

| Respondent characteristics | Total; N=5,695 | TH prescribers N=290 | TH non-prescribers N=5405 | p value |
|--|----------------|-------------------------|------------------------------|---------|
| Sex | | | | 0.41 |
| Female | 3700 | 182 (4.9) | 3518 (95.1) | |
| Male | 1995 | 108 (5.4) | 1887 (94.6) | |
| Age (yrs) | | | | 0.42 |
| ≤ 30 | 282 | 15 (5.3) | 267 (94.7) | |
| 31–40 | 1375 | 55 (4.0) | 1320 (96.0) | |
| 41–50 | 1565 | 89 (5.7) | 1476 (92.3) | |
| 51–60 | 1479 | 76 (5.1) | 1403 (94.9) | |
| 61–70 | 792 | 44 (5.6) | 749 (94.4) | |
| ≥ 70 | 202 | 11 (5.4) | 191 (94.6) | |
| Specialty | | | | < 0.01 |
| Endocrinologists | 5132 | 241 (4.7) | 4894 (95.3) | |
| Non-endocrinologists | 563 | 49 (8.7) | 514 (91.2) | |
| Volume in hypothyroidism treatment (patients/year) | | | | < 0.01 |
| Rarely | 158 | 15 (9.5) | 143 (90.5) | |
| 10–50 patients | 787 | 40 (5.1) | 747 (94.1) | |
| 51–100 patients | 1206 | 43 (3.6) | 1163 (96.4) | |
| ≥ 100 patients | 3526 | 192 (5.4) | 3334 (94.6) | |
| Missing data | 18 | | | |
| Years in professional practice | | | | 0.06 |
| ≤ 10 | 1206 | 45 (3.7) | 1161 (96.3) | |
| 11–20 | 1601 | 87 (5.4) | 1514 (94.5) | |
| 21–30 | 1476 | 84 (5.7) | 1392 (94.3) | |
| 31–40 | 1010 | 47 (4.7) | 963 (95.3) | |
| ≥ 40 | 400 | 27 (6.8) | 373 (92.2) | |
| Missing data | 2 | | | |
| Private practice | | | | < 0.01 |
| No | 4,097 | 183 (4.5) | 3914 (95.5) | |
| Yes | 1598 | 107 (6.7) | 1491 (93.3) | |
| Academic practice | | | | 0.13 |
| No | 3514 | 191 (5.4) | 3323 (94.6) | |
| Yes | 2181 | 99 (4.5) | 2082 (95.5) | |

Data are the number of patients (percentage) in each group or subgroup

On average, these 290 specialists had been practicing medicine for 23.4 (\pm 11.8) years. Thirty-four percent (99/290) practiced in academic centres, while more than a third (36.9%, 107/290) stated that they also practiced privately.

Demographics

Age and sex of respondents as well as years in professional practice were not associated with the use of TH in euthyroid obese patients. However, volume of thyroid disease management did impact: thyroid specialists who treated more hypothyroid patients per year were less likely to consider TH for obese patients than those who treated fewer patients with hypothyroidism ($p < 0.01$). Respondents working in private practice considered obesity as a potential indication for TH more frequently than those in the public sector (6.7% vs. 4.5%; $p < 0.01$, Cramer's V 0.046, 95% CI: 0.024–0.073), while no association was found with working in an academic or non-academic environment (4.5% vs. 5.4%; $p = 0.13$). Being member of an international Thyroid Society increases the chance of using TH to treat obesity, but Cramer's was very low (data not shown) (Table 1).

National and regional variations

There were marked national and regional variations in respondents' views on obesity as an indication for TH use. The highest attitude to this use were from Serbia (21.2%) and Bulgaria (14.2%), and the lowest from Portugal (1.8%), France and Italy (both 1.7%), Switzerland (1.1%) and Ireland (0%) (Table 2). There were significant differences between Eastern and Western European respondents (7.3% vs. 2.7%, respectively, $p < 0.01$). The other three regions showed intermediate responses. In general, respondents from Northern and Western Europe were less likely to regard obesity as an indication for TH use than those from Eastern Europe ($p < 0.01$, Cramer's V 0.076 95% CI: 0.053–0.103) (Fig. 1).

Prevalence of obesity

The view that TH treatment may be indicated in obese euthyroid patients was positively associated with published data on the prevalence of obesity in different countries (OR 1.09, CI: 1.05 to 1.13; $p < 0.001$) [41] (Figs. 1 and 2).

Gross national income and use of TH in obesity

The propensity to express the view that TH may be indicated in obesity correlated with decreasing GNI (OR 0.969, CI: 0.961–0.977; $p < 0.001$, per 1000 US\$). Interestingly, regardless of the medical practices found in the present

Table 2 Percentage of respondents who use thyroid hormones for obesity in European regions and countries

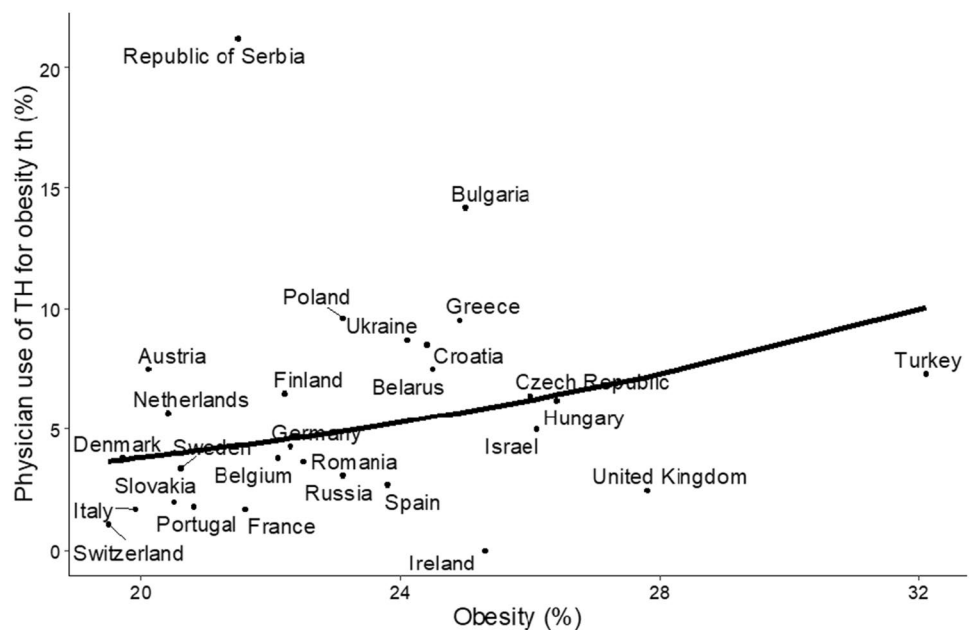
| Country | Responders (N) | N (%) |
|--------------------|----------------|-----------|
| Eastern Europe | 1679 | 122 (7.3) |
| Belarus | 146 | 11 (7.5) |
| Bulgaria | 120 | 17 (14.2) |
| Czech Republic | 157 | 10 (6.4) |
| Hungary | 160 | 10 (6.2) |
| Poland | 425 | 41 (9.6) |
| Romania | 296 | 11 (3.7) |
| Russian Federation | 131 | 4 (3.1) |
| Slovak Republic | 49 | 1 (2.0) |
| Ukraine | 195 | 17 (8.7) |
| Northern Europe | 713 | 25 (2.5) |
| Denmark | 158 | 6 (3.8) |
| Finland | 123 | 8 (6.5) |
| Sweden | 116 | 4 (3.4) |
| Ireland | 39 | 0 (0.0) |
| United Kingdom | 277 | 7 (2.5) |
| Southern Europe | 2053 | 98 (4.8) |
| Croatia | 71 | 6 (8.5) |
| Greece | 441 | 42 (9.5) |
| Italy | 843 | 14 (1.7) |
| Portugal | 109 | 2 (1.8) |
| Serbia | 99 | 21 (21.2) |
| Spain | 490 | 13 (2.7) |
| Western Europe | 938 | 25 (2.7) |
| Austria | 40 | 3 (7.5) |
| Belgium | 79 | 3 (3.8) |
| France | 528 | 9 (1.7) |
| Germany | 161 | 7 (4.3) |
| Netherlands | 35 | 2 (5.7) |
| Switzerland | 95 | 1 (1.1) |
| Western Asia | 312 | 20 (6.4) |
| Israel | 119 | 6 (5.0) |
| Turkey | 193 | 14 (7.3) |

investigation, we observed that the prevalence of obesity was inversely correlated with the GNI (Figs. 3 and 4).

National guidelines and use of TH in obesity

Of the 28 participating countries, 22 provided information on the existence of national guidelines for thyroid disease and obesity. Additional information relating to four countries was obtained from websites of national professional organisations. Information about Ukraine and Belarus could not be obtained. Countries lacking national guidelines for thyroid disease mostly followed the two major international guidelines (European Thyroid Association and American Thyroid Association).

Fig. 1 Physicians' use of thyroid hormone (TH) for obesity and prevalence of obesity in countries included in the study. The line represents predicted probabilities obtained by univariable logistic regression (OR 1.09, 95% CI 1.05–1.13 per 1 kg/m², $p < 0.001$). Please note that the line is slightly curved. Using a linear regression plot is not suitable as we analysed the binomial (Yes–No) variable and the probability of obtaining “Yes” for different levels of obesity



Twenty of the 28 countries represented in THESIS had national guidelines for obesity, and 13 for hypothyroidism. None of the published guidelines (either national or international) on thyroid disease and obesity recommend treating obesity with TH (Table S1, supplementary material). The availability of nationally endorsed obesity guidelines did not influence views on the use of TH for obesity in either univariate or multivariate models. However, the presence of thyroid guidelines was associated with unfavourable views on use of TH for obesity (univariate OR 0.68, 95% CI 0.53–0.88, $p = 0.002$; multivariate OR 0.71, 95% CI 0.55–0.91, $p = 0.008$). (Tables S1 and S2).

Discussion

In this study we found that around 5% of European thyroid specialists still consider obesity as a potential indication for TH use. This figure is small and reflects that most specialists follow the indications of TH treatment based on evidence, as no national or international guidelines on obesity or hypothyroidism endorse the use of TH for euthyroid obese patients (Table S1). The universal recommendation against the use of TH in obesity in this scenario is based on the absence of evidence of favourable outcomes and the potential for causing more harm than benefit [42]. Therefore, it is alarming that use of TH for obesity reached up to 14 to 21% in some European countries, such as Bulgaria and Serbia. Given the high prevalence of obesity in Europe, the inappropriate use of TH could potentially harm significant number of euthyroid obese patients. Previous studies have shown that even in hypothyroid patients, there is a high risk

of overtreatment leading to increase cardiovascular disease and mortality [43], so one could speculate that treating euthyroid patients with TH is likely to lead to overtreatment.

Our findings are novel in that the tendency to treat euthyroid obese patients with TH was associated with respondent characteristics (non-endocrinologists, working in private practice, treating a small number of hypothyroid patients per annum, practicing in a non-academic environment), and broader national and regional characteristics (prevalence of obesity, Eastern Europe, low GNI, absence of endorsement of thyroid guidelines by national professional societies).

It is interesting to note that specialist views on the use of TH treatment for obesity correlated positively with the national prevalence of obesity. In addition, although speculative, it is possible that an easier access to expensive anti-obesity therapies could impact on the differences noted between treatments in countries with different GNI [44]. In our analysis, GNI correlated inversely with views favouring TH treatment in obese patients. It is well established, that obesity is more prevalent in low income populations, especially in Western countries [45]. This is probably due to easy access to lower-priced, high-calorie food in these societies. At a national level, the prevalence of obesity decreases as the GNI rises [44]. Information on the relationship between hypothyroidism and GNI is scarce. A recent Spanish cross-sectional study found that low-income or unemployed people have a higher frequency of hypothyroidism and hyperthyroidism than more privileged socioeconomic groups [46]. Potential explanations, although cause-effect relationship is difficult to prove, include the bi-directional association between thyroid dysfunction and excess morbidity, whether somatic [47] or psychiatric [48], leading to reduced physical

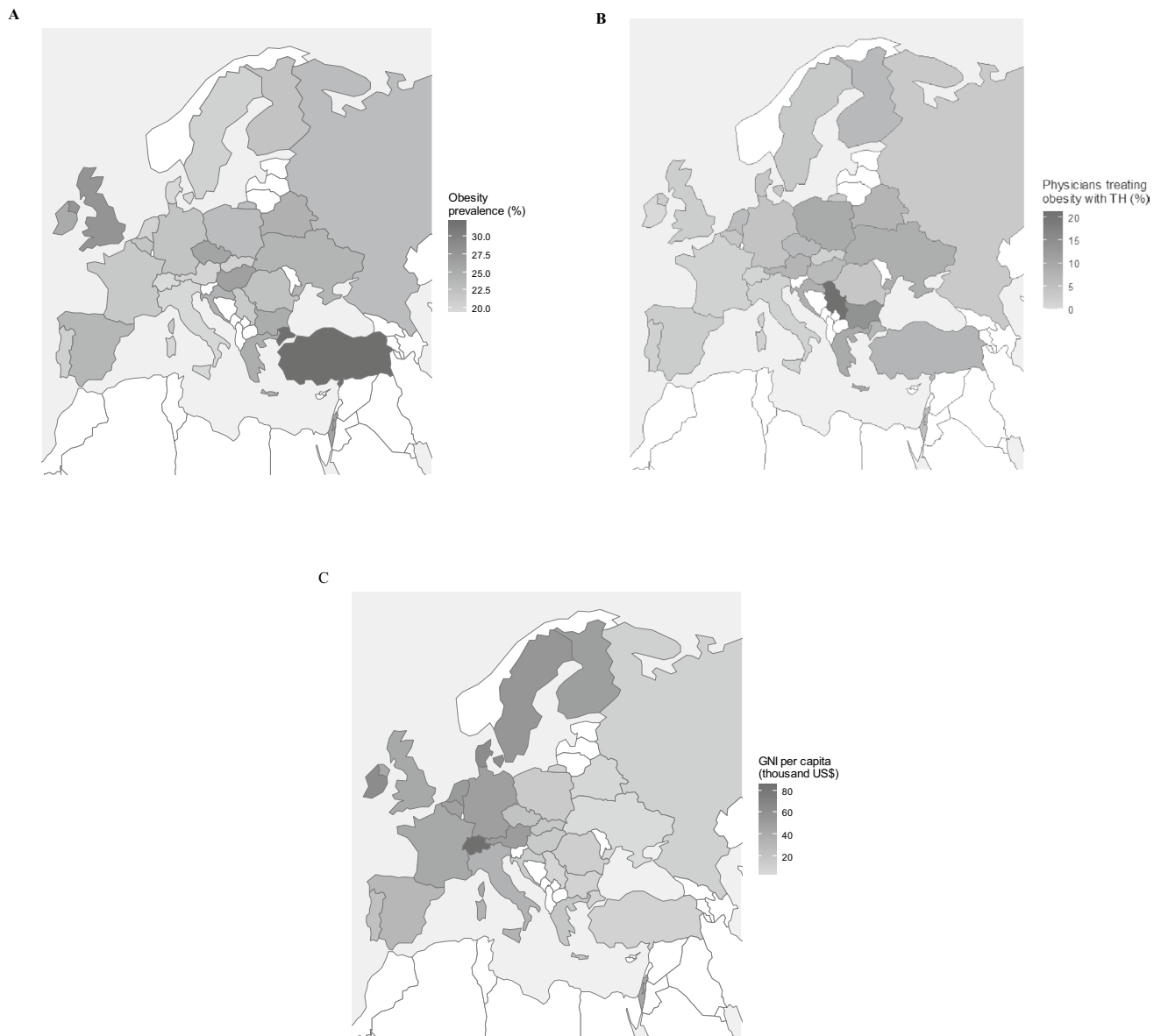


Fig. 2 Geographical inequalities in the **A** Prevalence of obesity in Europe by country. Source WHO [Ref 41]. **B** Percentage of specialists who manage obesity with thyroid hormones in Europe according

to the THESIS survey (data in Table 2). **C** Gross national income per capita in the countries included in the THESIS survey. Source the World Bank [Ref 40]

activity. But also the higher unemployment rate [49] and the lower income and thereby impaired access to healthier and more expensive food might play a role.

We found significant geographic differences. Respondents from Northern and Western European countries were clearly less prone to consider TH in obesity than respondents from other countries. In Southern European countries, however, the percentage of respondents who considered TH treatment in obesity rose from 2.5–2.7% to 4.8% compared to Northern and Western Europe. Within Southern Europe, two distinct groups of countries can be identified. Percentages of proponents of TH for obesity in Italy, Portugal, and Spain were

very similar to those found in Northern and Western Europe, while values were much higher in Croatia, Greece and Serbia (8.5, 9.5 and 21.2% respectively). Multivariate analysis showed that using TH to treat obesity is associated with geographic region, practicing in private clinic and obesity prevalence in the area. There was no relation between male to female respondents' ratio and use of TH to treat obesity.

Plausible explanations for the use of TH in obesity

While it is correct to assume that hypothyroidism is associated with weight gain, decreased thermogenesis and

Fig. 3 Physicians' use of thyroid hormone (TH) for obesity and Gross national income (GNI) in countries included in the study. The line represents predicted probabilities obtained by univariable logistic regression (OR 0.97, 95% CI 0.96–0.98 per 1000 US \$, $p < 0.001$). Please note that the line is curved. Using a linear regression plot is not suitable as we analysed the binomial (Yes–No) variable and the probability of obtaining “Yes” for different levels of GNI

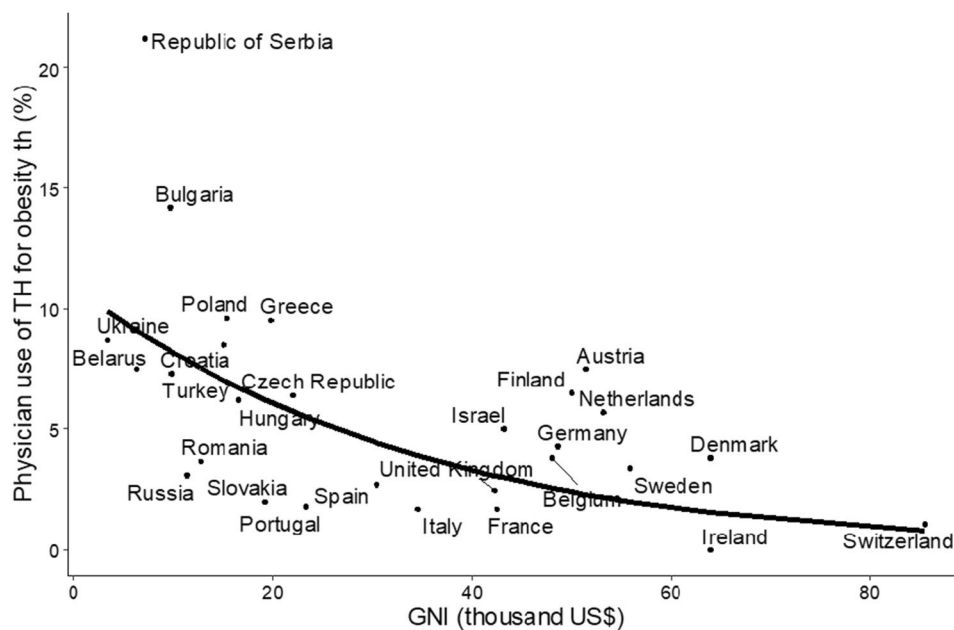
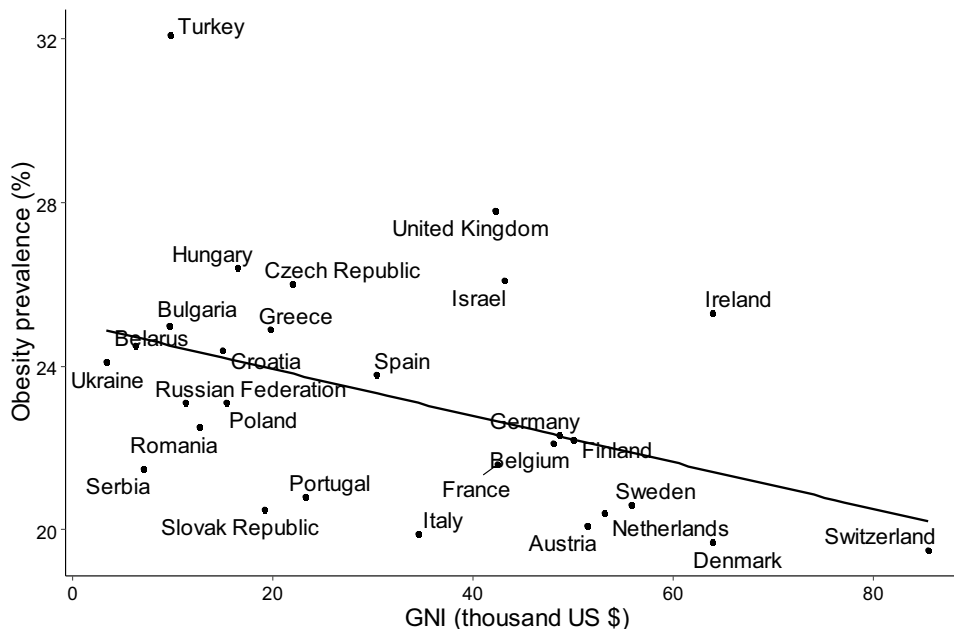


Fig. 4 Obesity prevalence and Gross national income (GNI) in countries included in the study. It's worth noting that in this case, a linear regression is appropriate as we correlated Obesity and GNI per country. The choice of regression method was based on the nature of the variables and the research question we were trying to answer



metabolic rate [50], it does not directly follow that the reverse is true. Obesity is usually not associated with hypothyroidism [51]. However, blood TSH levels increase in parallel with increasing BMI in the euthyroid population, and levothyroxine requirement increases in obese hypothyroid patients [25, 27]. The mechanism behind this increase in TSH in obese populations is poorly understood, but it seems to be a consequence rather than the cause of obesity and reverses with restoration of normal BMI through lifestyle changes [52]. It has been speculated that it probably represents a process of adaptation to nutritional status or an

alteration of thyroid structure; actually a differential gene expression profiling of metabolic and immune pathways in thyroid tissues of patients with obesity has been observed [53]. However, the relationship between serum TH and obesity is not a constant finding: an observational study in a cohort of more than 400 euthyroid individuals could not confirm this association between serum TH levels and obesity [54].

Despite the absence of a rational scientific basis, TH have been used in the past in attempts to induce weight loss in obese euthyroid subjects [27]. This practice has two major

drawbacks. TH supplementation generally does not result in weight loss [55] and can induce iatrogenic thyrotoxicosis in these individuals, which is associated with adverse health outcomes such as increased risk of fracture [56] and excess cardiovascular risk [43]. Therefore, TH therapy should be discouraged in euthyroid patients [57].

The characteristics associated with those respondents recommending TH for euthyroid obese individuals is novel and intriguing. Shortfalls in fulfilment of educational needs, inexperience, professional antagonism, low salaries for medical practitioners and lack of guidance by professional organisations in some countries are some of the physician-related factors that may be relevant. Undoubtedly, patient expectations and pressure on physicians may also play a role.

Relevance, strength and limitations of the THESIS study

The THESIS collaboration is the largest survey conducted on the use of TH, as for number of respondents as well as participating countries. The aggregate responses are likely to be representative of European practices in secondary care [21, 22]. The response rate was comparable to other studies that have used similar online survey systems [58]. Thus, the THESIS data offer an insight about current use of TH by European specialists. The same study is currently being extended to other continents outside Europe. In fact, we already have published data on the use of TH in Latin America [59] and Australia [60].

Limitations include selection bias inherent in volunteering to participate in surveys. Factors that were not accounted for and which may have influenced the responses include availability of other treatments and services for obesity, previous failure of anti-obesity treatments apart from lifestyle intervention, and patients' pressure and demand for treatment. In addition, the volume of patients with obesity that seek specialist consultation was not explored. Finally, THESIS did not include primary care physicians, which are usually the first to treat hypothyroidism and see obese patients [61]. However, the real-life practices of the thyroid expert respondents, many of whom are national opinion leaders, are likely to be mirrored in primary care. Therefore, our results contain comprehensive information on the use of TH in obesity in Europe.

Conclusions

Most thyroid specialists (95%) follow evidence and guidelines in the use of TH for obesity. However, about 5% stated that TH use may be indicated as a treatment for obesity in euthyroid patients resistant to lifestyle interventions. This opinion was associated with (i) respondent characteristics

(being non-endocrinologist, working in private practice, treating a small number of hypothyroid patients per year) and (ii) national characteristics (prevalence of obesity, practicing in Eastern Europe, low GNI and absence of endorsement of thyroid guidelines by national professional societies). Our findings raise questions about the underlying drivers, and highlight concerns about ethical and safe use of TH by some thyroid specialists in Europe.

Supplementary Information The online version contains supplementary material available at <https://doi.org/10.1007/s40618-024-02409-z>.

Acknowledgements The authors wish to thank all national endocrine and thyroid professional organisations and their members who responded to the THESIS questionnaire.

Author contributions Conceptualization, LH, PP, EP, and EVN; Analysis, LH, PP, EP, EVN, RA, RN, JCG, JJD and MZ; Methodology, LH, PP, EP, EVN, RA, RN and MZ; Supervision, LH, PP, EP, EVN, RA, RN and MZ; Writing the original draft, JCG and JJD; Writing-review and editing, all authors. All authors have read and agreed to the published version of the manuscript.

Funding Open Access funding provided thanks to the CRUE-CSIC agreement with Springer Nature.

Declarations

Conflict of interest LH, PP, EP, EVN and JCG received consultancy fees from Institut Biochimique SA.

Ethical approval This article does not contain any studies with human participants or animals performed by any of the authors.

Informed consent For this type of study, formal consent is not required.

Open Access This article is licensed under a Creative Commons Attribution 4.0 International License, which permits use, sharing, adaptation, distribution and reproduction in any medium or format, as long as you give appropriate credit to the original author(s) and the source, provide a link to the Creative Commons licence, and indicate if changes were made. The images or other third party material in this article are included in the article's Creative Commons licence, unless indicated otherwise in a credit line to the material. If material is not included in the article's Creative Commons licence and your intended use is not permitted by statutory regulation or exceeds the permitted use, you will need to obtain permission directly from the copyright holder. To view a copy of this licence, visit <http://creativecommons.org/licenses/by/4.0/>.

References

1. Negro R, Attanasio R, Nagy EV, Papini E, Perros P, Hegedüs L (2020) Use of thyroid hormones in hypothyroid and euthyroid patients; the 2019 Italian survey. *Eur Thyroid J*. 9:25–31. <https://doi.org/10.1159/000502057>
2. Borissova A-MI, Boyanov MA, Attanasio R, et al (2020) Use of thyroid hormones in hypothyroid and euthyroid patients: a THESIS* questionnaire survey of Bulgarian physicians (Българско дружество по ендокринология). *Endokrinologia (Sofia)* 24: 229–309. <https://endo-bg.com/en/prilozhenie-na-hormo>

- nite-na-shtitovidnata-zhleza-pri-hipotireoidni-i-eutireoidni-patsi-enti-anketno-prouchvane-thesis-sred-balgarski-lekari/
3. Niculescu DA, Attanasio R, Hegedüs L, Nagy EV, Negro R, Papini E, Perros P, Poiana C (2020) Use of thyroid hormones in hypothyroid and euthyroid patients: a Thesis* questionnaire survey of Romanian physicians *Thesis: treatment of hypothyroidism in Europe by specialists: an international survey. *Acta Endocrinol (Buchar)*. 16:462–469. <https://doi.org/10.4183/aeb.2020.462>
 4. Bednarczuk T, Attanasio R, Hegedüs L, Nagy EV, Negro R, Papini E, Perros P, Ruchała M (2021) Use of thyroid hormones in hypothyroid and euthyroid patients: a THESIS* questionnaire survey of Polish physicians. *THESIS: treatment of hypothyroidism in Europe by specialists: an international survey. *Endokrynol Pol* 72:357–365. <https://doi.org/10.5603/EP.a2021.0048>
 5. Riis KR, Frølich JS, Hegedüs L, Negro R, Attanasio R, Nagy EV, Papini E, Perros P, Bonnema SJ (2021) (2021) Use of thyroid hormones in hypothyroid and euthyroid patients: a 2020 THESIS questionnaire survey of members of the Danish endocrine society. *J Endocrinol Invest* 44:2435–2444. <https://doi.org/10.1007/s40618-021-01555-y>
 6. Planck T, Lantz M, Perros P, Papini E, Attanasio R, Nagy EV, Hegedüs L (2021) Use of thyroid hormones in hypothyroid and euthyroid patients: a 2020 THESIS questionnaire survey of members of the Swedish endocrine society. *Front Endocrinol (Lausanne)*. 6(12):795111. <https://doi.org/10.3389/fendo.2021.795111>
 7. Shepelkevich AP, Dydyshka YV, Yurenaya EV, Lobashova VL, Attanasio R, Hegedüs L, Nagy E, Negro R, Papini E, Perros P (2021) Features of the use of synthetic analogues of thyroid hormones: a 2020 THESIS* questionnaire survey of members of the Belarusian public medical association of endocrinology and metabolism. *Probl Endokrinol (Mosk)*. 68:18–26. <https://doi.org/10.14341/probl12828>. **(Russian)**
 8. Metso S, Hakala T, Attanasio R et al (2021) Use of thyroid hormones in the treatment of hypothyroidism: thesis questionnaire survey for Finnish specialists. *Finnish Medical Journal* 48:2885–9. <https://www.laakarilehti.fi/files/pdf/SLL482021-2885-en.pdf>
 9. Buffet C, Belin L, Attanasio R, Negro R, Hegedüs L, Nagy EV, Papini E, Perros P, Leenhardt L (2022) Real-life practice of thyroid hormone use in hypothyroid and euthyroid patients: a detailed view from the THESIS questionnaire survey in France. *Ann Endocrinol (Paris)* 83:27–34. <https://doi.org/10.1016/j.ando.2021.11.002>
 10. Paschou SA, Alevizaki M, Attanasio R, Hegedüs L, Nagy EV, Papini E, Perros P, Vryonidou A (2022) Use of thyroid hormones in hypothyroid and euthyroid patients: a 2020 THESIS questionnaire survey of members of the Hellenic endocrine society. *Horm (Athens)* 21:103–111. <https://doi.org/10.1007/s42000-021-00335-w>
 11. Burlacu MC, Attanasio R, Hegedüs L, Nagy EV, Papini E, Perros P, Sawadogo K, Bex M, Corvilain B, Daumerie C, Decallonne B, Gruson D, Lapauw B, Reyes RM, Petrossians P, Poppe K, Van den Bruel A, Unuane D (2022) Use of thyroid hormones in hypothyroid and euthyroid patients: a THESIS* survey of Belgian specialists *THESIS: treatment of hypothyroidism in Europe by specialists: an international survey. *Thyroid Res* 15:3. <https://doi.org/10.1186/s13044-022-00121-9>
 12. Berta E, Lengyel IM, Hegedüs L, Papini E, Perros P, Negro R, Attanasio R, Nagy VE, Bodor M (2022) Pajzsmirigyhormon-kezelési szokások Magyarországon: A THESIS kérdőíves felmérés eredményei [Use of thyroid hormones in hypothyroid and euthyroid patients: A THESIS questionnaire survey of Hungarian physicians]. *Orv Hetil* 163:463–472. <https://doi.org/10.1556/650.2022.32412>. **(Hungarian)**
 13. Jiskra J, Paleček J, Attanasio R, Hegedüs L, Nagy EV, Papini E, Perros P, Negro R, Kršek M (2022) Use of thyroid hormones in hypothyroid and euthyroid patients: a 2020 THESIS questionnaire survey of members of the Czech society of endocrinology. *BMC Endocr Disord* 22:117. <https://doi.org/10.1186/s12902-022-01027-1>
 14. Galofré JC, Attanasio R, Hegedüs L, Nagy E, Negro R, Papini E, Perros P, Díez JJ (2022) Use of thyroid hormone in hypothyroid patients and euthyroid subjects in Spain: a THESIS* questionnaire survey. *Endocrinol Diabetes Nutr (Engl Ed)*. 69:520–529. <https://doi.org/10.1016/j.endien.2022.07.001>
 15. Marques Puga F, Simões H, Melo M, Attanasio R, Hegedüs L, Nagy E, Papini E, Perros P, Freitas C (2022) Use of thyroid hormones in hypothyroid and euthyroid patients: a THESIS questionnaire survey of Portuguese endocrinologists. *Rev Portug Endocrinol Diabetes Metab* 17:9–18. <https://doi.org/10.26497/ao200050>
 16. Vardarli I, Brandenburg T, Hegedüs L, Attanasio R, Nagy E, Papini E, Perros P, Weidemann F, Herrmann K, Führer D (2022) A questionnaire survey of German thyroidologists on the use of thyroid hormones in hypothyroid and euthyroid patients: the THESIS (treatment of hypothyroidism in Europe by specialists: an international survey) collaborative. *Exp Clin Endocrinol Diabetes* 130:577–586. <https://doi.org/10.1055/a-1832-0644>
 17. Ayvaz G, Akarsu E, Unlu Ersoy R, Sayiner ZA, Attanasio R, Hegedüs L, Nagy EV, Negro R, Papini E, Perros P (2022) Use of thyroid hormones in hypothyroid and euthyroid patients: a THESIS* questionnaire survey of Turkish physicians. *Turk J Endocrinol Metab*. 26:85–91. <https://doi.org/10.5152/tjem.2022.22024>
 18. Beleslin Nedeljkovic B, Attanasio R, Hegedüs L, Nagy E, Negro R, Papini E et al (2022) Use of thyroid hormones in hypothyroid and euthyroid patients: a THESIS* questionnaire survey of Serbian physicians. *Serb Arch Med*. 150:667–674. <https://doi.org/10.2298/SARH211221110N>
 19. Younes YR, Perros P, Hegedüs L, Papini E, Nagy EV, Attanasio R, Negro R, Field BCT (2023) Use of thyroid hormones in hypothyroid and euthyroid patients: a THESIS questionnaire survey of UK endocrinologists. *Clin Endocrinol (Oxf)* 98:238–248. <https://doi.org/10.1111/cen.14812>
 20. Mustafa M, Ali E, McGowan A, McCabe L, Hegedüs L, Attanasio R, Nagy EV, Papini E, Perros P, Moran C (2023) Use of thyroid hormones in hypothyroid and euthyroid patients: a THESIS questionnaire survey of members of the Irish endocrine society. *Ir J Med Sci* 192:2179–2187. <https://doi.org/10.1007/s11845-022-03235-z>
 21. Žarković M, Attanasio R, Nagy EV, Negro R, Papini E, Perros P, Cohen CA, Akarsu E, Alevizaki M, Ayvaz G, Bednarczuk T, Berta E, Bodor M, Borissova AM, Boyanov M, Buffet C, Burlacu MC, Ćirić J, Díez JJ, Dobnig H, Fadeyev V, Field BCT, Fliers E, Frølich JS, Führer D, Galofré JC, Hakala T, Jiskra J, Kopp P, Krebs M, Kršek M, Kužma M, Lantz M, Lazúrová I, Leenhardt L, Luchytskiy V, McGowan A, Melo M, Metso S, Moran C, Morgunova T, Mykola T, Beleslin BN, Niculescu DA, Perić B, Planck T, Poiana C, Puga FM, Robenshtok E, Rosselet P, Ruchała M, Riis KR, Shepelkevich A, Unuane D, Vardarli I, Visser WE, Vryonidou A, Younes YR, Yurenaya E, Hegedüs L (2023) Characteristics of specialists treating hypothyroid patients: the “THESIS” collaborative. *Front Endocrinol (Lausanne)* 14:1225202. <https://doi.org/10.3389/fendo.2023.1225202>. PMID:38027187; PMCID:PMC10660282
 22. Attanasio R, Žarković M, Papini E, Nagy EV, Negro R, Perros P, Akarsu E, Alevizaki M, Ayvaz G, Bednarczuk T, Beleslin BN, Berta E, Bodor M, Borissova AM, Boyanov M, Buffet C, Burlacu MC, Ćirić J, Díez JJ, Dobnig H, Fadeyev V, Field BCT, Fliers E, Führer-Sakel D, Galofré JC, Hakala T, Jiskra J, Kopp PA, Krebs M, Kršek M, Kužma M, Lantz M, Lazúrová I, Leenhardt L, Luchytskiy V, Marques Puga F, McGowan A, Metso S, Moran C, Morgunova T, Niculescu DA, Perić B, Planck T,

- Poiana C, Robenshtok E, Rosselet PO, Ruchala M, Ryom Riis K, Shepelkevich A, Tronko MD, Unuane D, Vardarli I, Visser WE, Vryonidou A, Younes YR, Hegedüs L (2023) Patients' persistent symptoms, clinician demographics, and geo-economic factors are associated with choice of therapy for hypothyroidism by european thyroid specialists: The "THESIS" collaboration. *Thyroid* 34:429–441. <https://doi.org/10.1089/thy.2023.0580>. (Epub 2024 Mar 22 PMID: 38368541)
23. Kim B (2008) Thyroid hormone as a determinant of energy expenditure and the basal metabolic rate. *Thyroid* 18:141–144. <https://doi.org/10.1089/thy.2007.0266>
 24. Pearce EN (2012) Thyroid hormone and obesity. *Curr Opin Endocrinol Diabetes Obes* 19:408–413. <https://doi.org/10.1097/MED.0b013e328355cd6c>
 25. Santos Palacios S, Llaveró Valero M, Brugos-Larumbe A, Díez JJ, Guillén-Grima F, Galofré JC (2018) Prevalence of thyroid dysfunction in a large southern European population. Analysis of modulatory factors. The APNA study *Clin Endocrinol (Oxf)* 89:367–375. <https://doi.org/10.1111/cen.13764>
 26. Díez JJ, Iglesias P (2011) Relationship between thyrotropin and body mass index in euthyroid subjects. *Exp Clin Endocrinol Diabetes* 119:144–150. <https://doi.org/10.1055/s-0030-1265133>
 27. Biondi B (2010) Thyroid and obesity: an intriguing relationship. *J Clin Endocrinol Metab* 95:3614–3617. <https://doi.org/10.1210/jc.2010-1245>
 28. Celi FS, Zemskova M, Linderman JD, Smith S, Drinkard B, Sachdev V, Skarulis MC, Kozlosky M, Csako G, Costello R, Pucino F (2011) Metabolic effects of liothyronine therapy in hypothyroidism: a randomized, double-blind, crossover trial of liothyronine versus levothyroxine. *J Clin Endocrinol Metab* 96:3466–3474. <https://doi.org/10.1210/jc.2011-1329>
 29. Brandt F, Thvilum M, Almind D, Christensen K, Green A, Hegedüs L, Brix TH (2013) Hyperthyroidism and psychiatric morbidity: evidence from a Danish nationwide register study. *Eur J Endocrinol* 170:341–348. <https://doi.org/10.1530/EJE-13-0708>
 30. Brandt F, Thvilum M, Almind D, Christensen K, Green A, Hegedüs L, Brix TH (2013) Morbidity before and after the diagnosis of hyperthyroidism: a nationwide register-based study. *PLoS ONE* 8:e66711. <https://doi.org/10.1371/journal.pone.0066711>
 31. Brandt F, Thvilum M, Almind D, Christensen K, Green A, Hegedüs L, Brix TH (2013) Graves' disease and toxic nodular goiter are both associated with increased mortality but differ with respect to the cause of death: a Danish population-based register study. *Thyroid* 23:408–413. <https://doi.org/10.1089/thy.2012.0500>
 32. Lillevang-Johansen M, Abrahamsen B, Jørgensen HL, Brix TH, Hegedüs L (2018) Over- and under-treatment of hypothyroidism is associated with excess mortality: a register-based cohort study. *Thyroid* 28:566–574. <https://doi.org/10.1089/thy.2017.0517>
 33. Hegedüs L, Bianco AC, Jonklaas J, Pearce SH, Weetman AP, Perros P (2022) Primary hypothyroidism and quality of life. *Nat Rev Endocrinol* 18:230–242. <https://doi.org/10.1038/s41574-021-00625-8>
 34. R Core Team (2021) R: a language and environment for statistical computing. Vienna, Austria: R foundation for statistical computing. <https://www.R-project.org/>
 35. Agresti A (2019) An introduction to categorical data analysis, 3rd edn. John Wiley & Sons, Hoboken
 36. Rea LM, Parker RA (2014) Designing and conducting survey research: a comprehensive guide, 4th edn. Jossey-Bass, a Wiley brand, San Francisco
 37. Sullivan GM, Feinn R (2012) Using effect size-or why the P value is not enough. *J Grad Med Educ* 4:279–282. <https://doi.org/10.4300/JGME-D-12-00156.1>
 38. United Nations Statistics Division. UNSD. <https://unstats.un.org/unsd/methodology/m49/> Accessed 19 Mar 2023
 39. The World Bank. GNI per capita ranking, atlas method and PPP based data catalog. <https://datacatalog.worldbank.org/search/dataset/0038128>. Accessed 19 Mar 2023
 40. <https://data.worldbank.org/>. Accessed 19 Mar 2023
 41. <https://apps.who.int/gho/data/node.main.A904?lang=en>. Accessed 19 Mar 2023
 42. Pasquali R, Casanueva F, Haluzik M, van Hulsteijn L, Ledoux S, Monteiro MP, Salvador J, Santini F, Toplak H, Dekkers OM (2020) European society of endocrinology clinical practice guideline: endocrine work-up in obesity. *Eur J Endocrinol* 182:G1–G32. <https://doi.org/10.1530/EJE-19-0893>
 43. Lillevang-Johansen M, Abrahamsen B, Jørgensen HL, Brix TH, Hegedüs L (2019) Duration of over- and under-treatment of hypothyroidism is associated with increased cardiovascular risk. *Eur J Endocrinol* 180:407–416. <https://doi.org/10.1530/EJE-19-0006>
 44. Markwick A, Vaughan L, Ansari Z (2013) Opposing socioeconomic gradients in overweight and obese adults. *Aust N Z J Public Health* 37:32–38. <https://doi.org/10.1111/1753-6405.12007>
 45. Zhou M (2021) The shifting income-obesity relationship: conditioning effects from economic development and globalization. *SSM Popul Health*. 15:100849. <https://doi.org/10.1016/j.ssmph.2021.100849>
 46. Díez JJ, Iglesias P (2023) Prevalence of thyroid dysfunction and its relationship to income level and employment status: a nationwide population-based study in Spain. *Horm (Athens)* 22:243–252. <https://doi.org/10.1007/s42000-023-00435-9>
 47. Thvilum M, Brandt F, Almind D, Christensen K, Brix TH, Hegedüs L (2013) Type and extent of somatic morbidity before and after the diagnosis of hypothyroidism. A nationwide register study. *PLoS ONE* 8:e75789. <https://doi.org/10.1371/journal.pone.0075789>
 48. Thvilum M, Brandt F, Almind D, Christensen K, Brix TH, Hegedüs L (2014) Increased psychiatric morbidity before and after the diagnosis of hypothyroidism: a nationwide register study. *Thyroid* 24:802–808. <https://doi.org/10.1089/thy.2013.0555>
 49. Thvilum M, Brandt F, Brix TH, Hegedüs L (2014) Hypothyroidism is a predictor of disability pension and loss of labor market income: a Danish register-based study. *J Clin Endocrinol Metab* 99:3129–3135. <https://doi.org/10.1210/jc.2014-1407>
 50. Fox CS, Pencina MJ, D'Agostino RB, Murabito JM, Seely EW, Pearce EN, Vasan RS (2008) Relations of thyroid function to body weight: cross-sectional and longitudinal observations in a community-based sample. *Arch Intern Med* 168:587–592. <https://doi.org/10.1001/archinte.168.6.587>
 51. Valdés S, Maldonado-Araque C, Lago-Sampedro A, Lillo-Muñoz JA, García-Fuentes E, Pérez-Valero V, Gutiérrez-Repiso C, García-Escobar E, Goday A, Urrutia I, Peláez L, Calle-Pascual A, Bordiú E, Castaño L, Castell C, Delgado E, Menéndez E, Franch-Nadal J, Gaztambide S, Gírbés J, Ortega E, Vendrell J, Chacón MR, Javier Chaves F, Soriguer F, Rojo-Martínez G (2017) Reference values for TSH may be inadequate to define hypothyroidism in persons with morbid obesity: Di@bet.es study. *Obes (Silver Spring)* 25:788–793. <https://doi.org/10.1002/oby.21796>
 52. Janssen IM, Homan J, Schijns W, Betzel B, Aarts EO, Berends FJ, de Boer H (2015) Subclinical hypothyroidism and its relation to obesity in patients before and after Roux-en-Y gastric bypass. *Surg Obes Relat Dis* 11:1257–1263. <https://doi.org/10.1016/j.soard.2015.02.021>
 53. Basolo A, Poma AM, Giannini R, Ceccarini G, Pelosini C, Fierabracci P, Castany MU, Bechi Genzano S, Ambrosini CE, Materazzi G, Chiovato L, Basolo F, Santini F, Torregrossa L (2022) Histological pattern and gene expression profiling of thyroid tissue in subjects with obesity. *J Endocrinol Invest* 45:413–423. <https://doi.org/10.1007/s40618-021-01662-w>. (Epub 2021 Aug 15 PMID: 34392500)

54. Manji N, Boelaert K, Sheppard MC, Holder RL, Gough SC, Franklyn JA (2006) Lack of association between serum TSH or free T4 and body mass index in euthyroid subjects. *Clin Endocrinol (Oxf)* 64:125–128. <https://doi.org/10.1111/j.1365-2265.2006.02433.x>. (PMID: 16430708)
55. Urrea CR, Pedroso AP, Thomazini F, do Carmo ACF, Telles MM, Sawaya AL, Franco MDPC, Ribeiro EB. (2023) Thyroid axis hormones and anthropometric recovery of children/adolescents with overweight/obesity: a scoping review. *Front Nutr* 9:1040167. <https://doi.org/10.3389/fnut.2022.1040167>
56. Abrahamsen B, Jørgensen HL, Laulund AS, Nybo M, Bauer DC, Brix TH, Hegedüs L (2015) The excess risk of major osteoporotic fractures in hypothyroidism is driven by cumulative hyperthyroid as opposed to hypothyroid time: an observational register-based time-resolved cohort analysis. *J Bone Miner Res* 30:898–905. <https://doi.org/10.1002/jbmr.2416>
57. Lillevang-Johansen M, Abrahamsen B, Jørgensen HL, Brix TH, Hegedüs L (2019) Duration of hyperthyroidism and lack of sufficient treatment are associated with increased cardiovascular risk. *Thyroid* 29:332–340. <https://doi.org/10.1089/thy.2018.0320>
58. Gómez-Pérez AM, Fernández-García JC, Iglesias P, Díez JJ, Álvarez-Escolá C, Lecumberri B, Lucas-Martín A, Donnay S, Cabrejas-Gómez C, Menéndez-Torre E, Galofré JC, en representación del Área de Conocimiento de Tiroides de la SEEN (2020) Diagnosis and treatment of thyroid nodules in Spain. Results of a national survey. *Endocrinol Diabetes Nutr (Engl Ed)*. 67:438–445. <https://doi.org/10.1016/j.endinu.2019.10.003>
59. Cassemiro JF, Ilera V, Batalles S, Reyes A, Nagy EV, Papini E, Perros P, Hegedüs L, Ramos HE (2023) Use of thyroid hormones in hypothyroid and euthyroid patients: a 2022 THESIS questionnaire survey of members of the Latin American Thyroid Society (LATS). *Thyroid Res* 16:40. <https://doi.org/10.1186/s13044-023-00182-4>
60. Lafontaine N, Brown SJ, Perros P, Papini E, Nagy EV, Attanasio R, Hegedüs L, Walsh JP (2024) Use of thyroid hormones in hypothyroid and euthyroid patients: a survey of members of the endocrine society of Australia. *Clin Endocrinol (Oxf)* 100:477–485. <https://doi.org/10.1111/cen.15049>
61. Díez JJ, Iglesias P (2023) Control of thyroid dysfunction in Spanish population registered in primary care clinical database: an analysis of the proportion of patients with thyrotropin values outside the reference range. *Horm Metab Res* 55:184–190. <https://doi.org/10.1055/a-2014-458>

Publisher's Note Springer Nature remains neutral with regard to jurisdictional claims in published maps and institutional affiliations.

Authors and Affiliations

J. C. Galofré^{1,2,3} · J. J. Díez^{3,4,5,6} · R. Attanasio⁷ · E. V. Nagy⁸ · R. Negro⁹ · E. Papini¹⁰ · P. Perros¹¹ · M. Žarković¹² · E. Akarsu¹³ · M. Alevizaki¹⁴ · G. Ayvaz¹⁵ · T. Bednarczuk¹⁶ · B. N. Beleslin^{12,17} · E. Berta⁸ · M. Bodor⁸ · A. M. Borissova¹⁸ · M. Boyanov^{19,20} · C. Buffet²¹ · M. C. Burlacu²² · H. Dobnig^{23,24} · V. Fadeyev²⁵ · B. C. T. Field²⁶ · E. Fliers²⁷ · D. Führer²⁸ · T. Hakala²⁹ · J. Jiskra³⁰ · P. Kopp³¹ · M. Krebs³² · M. Kršek³⁰ · M. Kužma³³ · M. Lantz³⁴ · I. Lazúrová³⁵ · L. Leenhardt²¹ · V. Luchytskiy³⁶ · F. M. Puga³⁷ · A. McGowan³⁸ · S. Metso³⁹ · C. Moran^{40,41} · T. Morgunova²⁵ · D. A. Niculescu⁴² · B. Perić⁴³ · T. Planck³⁴ · C. Poiana⁴² · E. Robenshtok⁴⁴ · P. O. Rosselet⁴⁵ · M. Ruchala⁴⁶ · K. R. Riis⁴⁷ · A. Shepelkevich⁴⁸ · M. Tronko⁴⁹ · D. Unuane⁵⁰ · I. Vardarli^{51,52} · W. E. Visser⁵³ · M. Vryonidou⁵⁴ · Y. R. Younes⁵⁵ · L. Hegedüs⁴⁷

✉ J. C. Galofré
jcgalfre@unav.es

¹ Department of Endocrinology and Nutrition, Clínica Universidad de Navarra, Pío XII, 36., 31080 Pamplona, Spain

² Instituto de Investigación Sanitaria de Navarra (IdiSNA), Pamplona, Spain

³ Thyroid Task Force From the Sociedad Española de Endocrinología y Nutrición (SEEN), Madrid, Spain

⁴ Department of Endocrinology, Hospital Universitario Puerta de Hierro Majadahonda, Madrid, Spain

⁵ Instituto de Investigación Sanitaria Puerta de Hierro Segovia de Arana, Majadahonda, Madrid, Spain

⁶ Department of Medicine, Universidad Autónoma de Madrid, Madrid, Spain

⁷ Scientific Committee Associazione Medici Endocrinologi, Milan, Italy

⁸ Division of Endocrinology, Department of Medicine, Faculty of Medicine, University of Debrecen, Debrecen, Hungary

⁹ Division of Endocrinology, V. Fazzi Hospital, Lecce, Italy

¹⁰ Department of Endocrinology and Metabolism, Regina Apostolorum Hospital, Rome, Italy

¹¹ Institute of Translational and Clinical Research, Newcastle University, Newcastle Upon Tyne, UK

¹² Faculty of Medicine, University of Belgrade, Belgrade, Serbia

¹³ Division of Endocrinology, Department of Internal Medicine, Faculty of Medicine, Gaziantep University, Gaziantep, Turkey

¹⁴ Endocrine Unit and Diabetes Centre, Department of Clinical Therapeutics, School of Medicine, Alexandra Hospital, National and Kapodistrian University of Athens, Athens, Greece

¹⁵ Department of Endocrinology and Metabolism, Koru Ankara Hospital, Kizilirmak, Ankara, Turkey

- ¹⁶ Department of Internal Medicine and Endocrinology, Medical University of Warsaw, Warsaw, Poland
- ¹⁷ Institute of Endocrinology, Diabetes and Metabolic Disorders, Univeristy Clinical Center of Serbia, Belgrade, Serbia
- ¹⁸ Clinic of Endocrinology and Metabolism, Medical Faculty, University Hospital “Sofiamed”, Sofia University “Saint Kliment Ohridski”, Sofia, Bulgaria
- ¹⁹ Clinic of Endocrinology and Metabolism, University Hospital “Alexandrovska”, Sofia, Bulgaria
- ²⁰ Department of Internal Medicine, Medical University Sofia, Sofia, Bulgaria
- ²¹ Thyroid Disease and Endocrine Tumor Department, Sorbonne Université, Hôpital Pitié-Salpêtrière, Paris, France
- ²² Department of Endocrinology Diabetology and Nutrition, Cliniques Universitaires St-Luc, Université Catholique de Louvain, Brussels, Belgium
- ²³ Thyroid and Osteoporosis Praxis, Kumberg, Austria
- ²⁴ Thyroid Practice for Radiofrequency Ablation, Vienna, Austria
- ²⁵ Department of Endocrinology No. 1, N.V. Sklifosovsky Institute of Clinical Medicine, I.M. Sechenov First Moscow State Medical University, Moscow, Russian Federation
- ²⁶ Section of Clinical Medicine, Faculty of Health & Medical Sciences, University of Surrey, Guildford, Surrey, UK
- ²⁷ Department of Endocrinology & Metabolism, Amsterdam UMC, University of Amsterdam, Amsterdam, The Netherlands
- ²⁸ Department of Endocrinology, Diabetes and Metabolism, University Hospital Essen, University-Duisburg-Essen, Essen, Germany
- ²⁹ Department of Surgery, Tampere University Hospital, Tampere, Finland
- ³⁰ 3rd Department of Medicine, 1st Faculty of Medicine, Charles University, General University Hospital, Prague, Czech Republic
- ³¹ Division of Endocrinology, Diabetes and Metabolism, University of Lausanne, Lausanne, Switzerland
- ³² Internal Medicine III, Division of Endocrinology and Metabolism, Medical University of Vienna, Vienna, Austria
- ³³ 5th Department of Internal Medicine, Medical Faculty of Comenius, University and University Hospital, Bratislava, Slovakia
- ³⁴ Department of Endocrinology, Skåne University Hospital, Malmö, Sweden
- ³⁵ 1st Department of Internal Medicine of the Medical Faculty, P.J. Šafárik University Košice, Košice, Slovakia
- ³⁶ Department of Reproductive Endocrinology, Institute of Endocrinology and Metabolism Named after V.P. Komissarenko, National Academy of Medical Science of Ukraine, Kyiv, Ukraine
- ³⁷ Endocrinology, Diabetes and Metabolism Service, Centro Hospitalar Universitário de Santo António, Porto, Portugal
- ³⁸ Robert Graves Institute, Tallaght University Hospital, Dublin, Ireland
- ³⁹ Department of Endocrinology, Tampere University Hospital, Tampere, Finland
- ⁴⁰ Diabetes & Endocrinology Section, Beacon Hospital, Beacon Court, Dublin, Ireland
- ⁴¹ School of Medicine, University College Dublin, Dublin, Ireland
- ⁴² Department of Endocrinology, Carol Davila University of Medicine and Pharmacy, Bucharest, Romania
- ⁴³ Department of Endocrinology, Diabetes and Metabolic Diseases “Mladen Sekso”, University Hospital Center “Sisters of Mercy”, Zagreb, Croatia
- ⁴⁴ Thyroid Cancer Service, Endocrinology and Metabolism Institute, Beilinson Hospital and Davidoff Cancer Center, Rabin Medical Center, Sackler Faculty of Medicine, Tel Aviv University, Petah Tikva, Israel
- ⁴⁵ Cabinet Médical 2, Rue Bellefontaine, Lausanne, Switzerland
- ⁴⁶ Department of Endocrinology, Metabolism and Internal Medicine, Poznan University of Medical Sciences, Poznań, Poland
- ⁴⁷ Department of Endocrinology, Odense University Hospital, Odense, Denmark
- ⁴⁸ Department of Endocrinology, Belarusian State Medical University, Minsk, Republic of Belarus
- ⁴⁹ V.P. Komisarenko Institute of Endocrinology and Metabolism of Academy of Medical Sciences of Ukraine, Kyiv, Ukraine
- ⁵⁰ Department of Internal Medicine, Endocrine Unit, UZ Brussel, Vrije Universiteit Brussel, Brussels, Belgium
- ⁵¹ Department of Medicine I, Klinikum Vest GmbH, Knappschaftskrankenhaus Recklinghausen, Academic Teaching Hospital, Ruhr-University Bochum, Recklinghausen, Germany
- ⁵² 5th Medical Department, Division of Endocrinology and Diabetes, Medical Faculty Mannheim, Heidelberg University, Mannheim, Germany
- ⁵³ Rotterdam Thyroid Center, Department of Internal Medicine, Erasmus Medical Center, Rotterdam, The Netherlands
- ⁵⁴ Department of Endocrinology and Diabetes Centre, Hellenic Red Cross Hospital, Athens, Greece
- ⁵⁵ East Surrey Hospital, Surrey & Sussex Healthcare NHS Trust, Redhill, Surrey, UK