

Olefin Metathesis

Catalytic Decomposition of Long-Chain Olefins to Propylene via Isomerization-Metathesis Using Latent Bicyclic (Alkyl)(Amino)Carbene-Ruthenium Olefin Metathesis Catalysts

Márton Nagyházi, Ádám Lukács, Gábor Turczel, Jenő Hancsók, József Valyon, Attila Béneyei, Sándor Kéki, and Róbert Tuba*

In memory of Robert H. Grubbs

Abstract: One of the most exciting scientific challenges today is the catalytic degradation of non-biodegradable polymers into value-added chemical feedstocks. The mild pyrolysis of polyolefins, including high-density polyethylene (HDPE), results in pyrolysis oils containing long-chain olefins as major products. In this paper, novel bicyclic (alkyl)(amino)carbene ruthenium (BICAAC–Ru) temperature-activated latent olefin metathesis catalysts, which can be used for catalytic decomposition of long-chain olefins to propylene are reported. These thermally stable catalysts show significantly higher selectivity to propylene at a reaction temperature of 75 °C compared to second generation Hoveyda–Grubbs or CAAC–Ru catalysts under ethenolysis conditions. The conversion of long-chain olefins (e.g., 1-octadecene or methyl oleate) to propylene via isomerization-metathesis is performed by using a (RuHCl)(CO)(PPh₃)₃ isomerization co-catalyst. The reactions can be carried out at a BICAAC–Ru catalyst loading as low as 1 ppm at elevated reaction temperature (75 °C). The observed turnover number and turnover frequency are as high as 55 000 and 10 000 mol_{propylene} mol_{catalyst}⁻¹ h⁻¹, respectively.

The industrial application of sustainable catalysis is crucial from the point of view of contemporary chemical technologies.^[1–3] For example, the selective catalytic decom-

position of non-biodegradable polymers, the cause of microplastic pollution, such as polyethylene (PE) (produced 100 million metric tons in 2018) to high value chemical feedstock is an urgent issue in contemporary research.^[4] For instance, the transformation of PE waste into propylene—the second largest volume petrochemical (after ethylene) produced today—would be a major step forward to the valorization of non-biodegradable polymer waste. Currently, propylene is mainly produced from crude oil via steam cracking as by-product of ethylene production^[5,6] and via olefin metathesis of 2-butene.^[7–10] Although there is a growing demand for its sustainable production, its economically viable synthesis from plastic waste or renewable resources is not yet established.^[11]

The application of olefin metathesis in the field of green chemistry, especially in sustainable catalysis, is emerging.^[12–15] A special case of olefin metathesis is called isomerization-metathesis (ISOMET). In the case of linear mono-olefins, the complete ISOMET using ethylene as the cross-coupling agent theoretically ends up with propylene as the only product regardless of the position of the double bond and the length of the hydrocarbon chain (Scheme 1).

As most of the isomerization catalysts including RuHCl(CO)(PPh₃)₃ (**RuH**) operate at elevated temperature (> 50 °C), the ISOMET reactions necessitate an ethenolysis catalyst showing improved thermal stability.^[15] The ISOMET reaction using mixed heterogeneous MoO₃/Al₂O₃ and H-BEA zeolite systems has recently been demonstrated in our laboratory.^[16] The drawbacks of the reaction are,

[*] M. Nagyházi, Á. Lukács, Dr. G. Turczel, Prof. J. Valyon, Dr. R. Tuba
 Institute of Materials and Environmental Chemistry
 Eötvös Loránd Research Network
 Research Centre for Natural Sciences
 Magyar tudósok körútja 2, 1519 Budapest (Hungary)
 E-mail: tuba.robert@ttk.hu

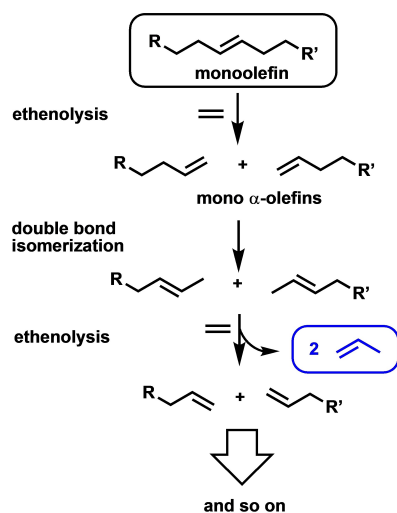
M. Nagyházi, Á. Lukács
 Department of Organic Chemistry and Technology
 Budapest University of Technology and Economics
 Szent Gellért tér 4, 1111 Budapest (Hungary)

Prof. J. Hancsók
 Research Centre for Biochemical, Environmental and Chemical
 Engineering, Department of MOL Hydrocarbon and Coal Process-
 ing, University of Pannonia
 Egyetem u. 10, 8210 Veszprém (Hungary)

Prof. A. Béneyei
 Department of Pharmaceutical Chemistry, Faculty of Science and
 Technology, University of Debrecen
 Egyetem tér 1, 4032 Debrecen (Hungary)

Prof. S. Kéki
 Department of Applied Chemistry, Faculty of Science and Technol-
 ogy, University of Debrecen
 Egyetem tér 1, 4032 Debrecen (Hungary)

© 2022 The Authors. Angewandte Chemie International Edition published by Wiley-VCH GmbH. This is an open access article under the terms of the Creative Commons Attribution License, which permits use, distribution and reproduction in any medium, provided the original work is properly cited.

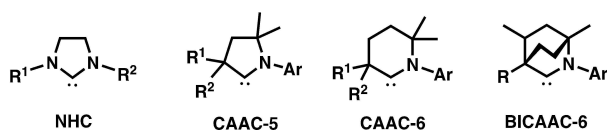


Scheme 1. Tentative procedure for propylene production from high-molecular-weight mono-olefins.

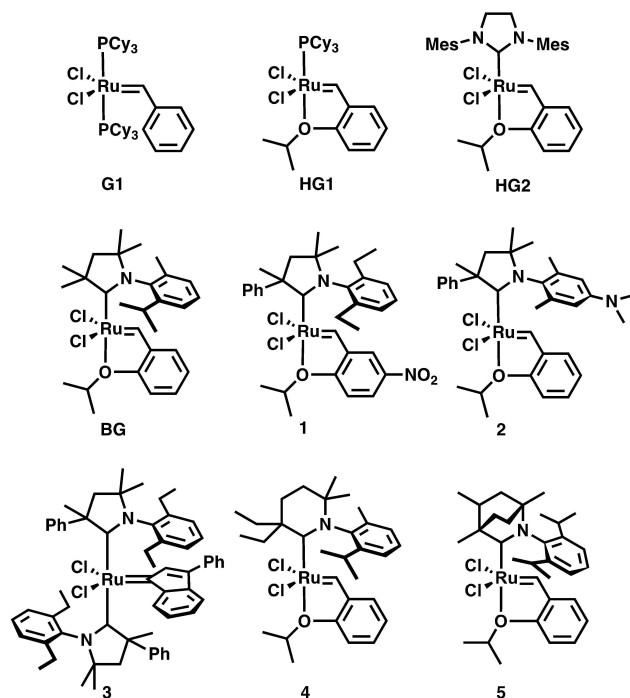
however, the low turnover number (TON) and short catalyst lifetime even at relatively high molybdena coverage.^[17]

The application of latent catalysts with olefin metathesis activity is emerging.^[18–20] The key feature of the latent catalysts involves low activity or inactivity at ambient conditions; meanwhile these catalysts can be converted into a highly active form upon external stimuli such as chemical, photochemical, or thermal activation.^[21] One of the main advantages of the temperature-activated latent activity is, for example, that the reaction can be set up at room temperature without any undesired side reactions. For instance, in the case of ethenolysis, olefin self-metathesis can be avoided when there is still no ethylene pressure applied. The heat-activated olefin metathesis catalyst, however, in general requires relatively high loading, as the formed active species exhibit limited stability at elevated temperatures. This is especially true for one of the most temperature-sensitive catalytic intermediates of ethenolysis, ruthenium methylenide species ($\text{Ru}=\text{CH}_2$).^[22,23] These intermediates, when heated in the presence of ethylene excess, may take part in β -elimination reactions and lead to fast intrinsic catalyst decomposition.^[24–26]

The recent development of new carbene ligands has resulted in catalysts with higher stability, functional group tolerance, and improved catalytic activity (Scheme 2).^[27–32] For example, replacing the N-heterocyclic carbene (NHC) ligand of the second generation Hoveyda–Grubbs catalyst (**HG2**) by CAAC-5 carbenes significantly improves the efficiency of olefin metathesis (Scheme 3, **BG**).^[33–35] Excep-



Scheme 2. Representative examples for carbene ligands used for homogeneous catalysis.

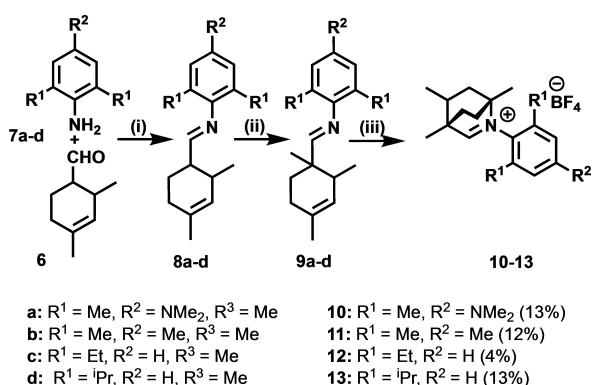


Scheme 3. Representative examples for ruthenium-based olefin metathesis catalysts (PCy_3 = tricyclohexylphosphine; Mes = mesityl).

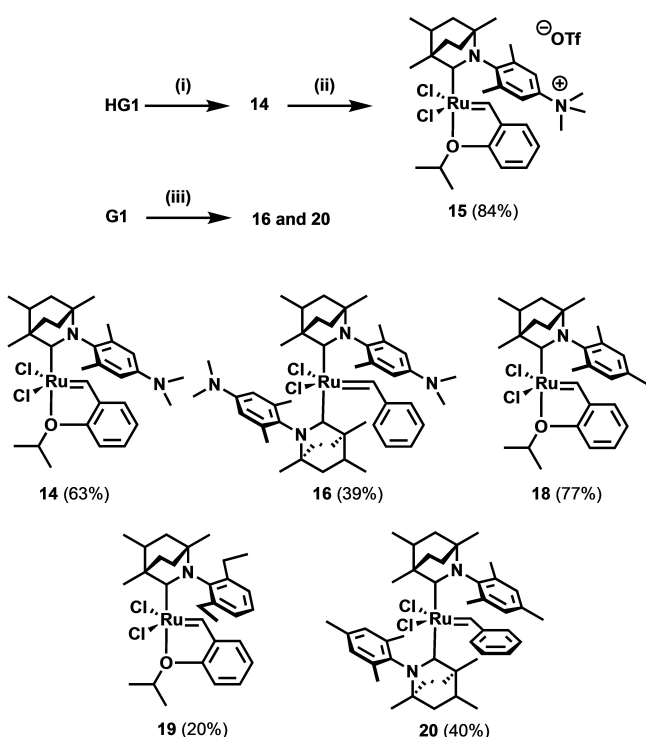
tionally high methyl oleate (**24**) ethenolysis activity (340000 TON) has been reported by Bertrand and Grubbs.^[13] A highly active *bis*(CAAC-5)-Ru olefin metathesis catalyst (**3**) is also known.^[34] We have recently reported the synthesis of quaternary ammonium ion tagged derivatives of complex **2** revealing remarkably better stability than analogs of first and second generation ruthenium-based metathesis catalysts (Scheme 3). These complexes have shown exceptional activity in olefin metathesis even in protic media.^[36] Ruthenium complexes (e.g. **4** and **5**, Scheme 3) containing six-membered cyclic and bicyclic alkyl amino carbene ligands (CAAC-6, BICAAC-6, Scheme 2) are also known. However, they display lower olefin metathesis activity at ambient reaction conditions.^[37,42] The modification of the ring allowed the synthesis of bicyclic carbenes (BICAAC-6) with favorable electronic and steric properties (Scheme 2).^[28] Although some transition metal complexes of BICAAC ligands have recently been reported, their ruthenium derivatives are rare.^[38–42]

In this paper, a novel, robust, highly active BICAAC–Ru olefin metathesis and ISOMET catalyst system showing temperature-activated latent activity is reported.

BICAAC ruthenium catalyst synthesis and characterization: Ligands **10–13** were synthesized by slightly modified literature procedures (Scheme 4, see the Supporting Information).^[28,41] The BICAAC salts were deprotonated, giving the respective carbenes. It was found that the phosphine–carbene ligand exchange takes place readily with both **G1** and **HG1** complexes. Reactions of the in situ formed carbenes with **G1** and **HG1** afforded the target molecules **14**, **16**, **18–20** (Scheme 5).



Scheme 4. A representative example for the synthesis of BICAAC carbene precursor salts **10–13**. Conditions: (i) DCM, room temperature, molecular sieves (3 Å); (ii) 2 equiv LDA, dry THF, 2 equiv methyl iodide, 0 °C, (iii) 3–6 equiv HCl in dioxane (3 M), 80 °C, NH₄BF₄.

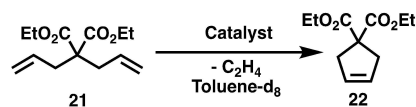


Scheme 5. Synthesis of BICAAC ruthenium carbene complexes. Conditions: (i) 1.5 equiv of carbene precursors **10–13**, 1.5 equiv LiHMDS, THF, 25 °C; (ii) 1.1 equiv of MeOTf, DCM, –30 °C; (iii) 3.0 equiv of carbene precursors **10** and **11**, 3.3 equiv LiHMDS, THF, 25 °C.

Mono-BICAAC complexes like **14** were very stable in air, even in solution and during chromatography. Meanwhile, *bis*-BICAAC complexes such as **16**, which can also be purified under air, showed lower shelf-life stability under ambient conditions. The lower stability is presumably caused by the strong *trans*-effect of the BICAAC ligands. This effect is well known for both NHC^[43] and CAAC^[25] systems. Complexes **14** and **16** were alkylated with methyl trifluoromethanesulfonate (MeOTf). While complex **15** could be isolated in reasonable yield and the product could be

analyzed by X-ray diffraction (see Figure S36, Table S1), the alkylation of **16** gave a multicomponent mixture. In the ¹H NMR spectrum there was some indication of the formation of the alkylated compound (**17**, see the Supporting Information); however, its isolation failed. Complex **15** showed high stability and solubility in protic solvents (Scheme 5). NMR investigations revealed that although several ¹H benzyldiene signals were present in the crude mixture after complexation of mono-carbene complexes—due to the racemic nature of the BICAAC ligands,—only one major diastereomer can be observed after purification (recrystallization or chromatography). The role of the possible complex diastereomer pairs formed using asymmetric carbene ligand has already been discussed in our recent article.^[36] Single crystals suitable for X-ray diffraction analysis (Figure 1) were obtained by concentration of the acetone solution of the complexes by slow evaporation, or by gentle cooling of their concentrated hexane solution (for details see the Supporting Information).^[44]

Investigation of the latent olefin metathesis reaction: The ring-closing metathesis (RCM) reaction of diallyl diethyl malonate^[45] (**21**) using catalysts **14**, **18–20** was investigated (Scheme 6) at reaction temperatures of 50 and 75 °C by in situ ¹H NMR spectroscopy. When 0.05 mol % of catalyst **14** was used, the reaction carried out at 50 °C resulted in the formation of the RCM product (**22**) in very low yield (2 %) within three hours. However, when the reaction was repeated at 75 °C, as high as 80 % yield of **22** was achieved within the same reaction time (Figure S38). The formal kinetic description of the formation of **22** can be found in the Supporting Information. In an additional experiment, complexes **14**, **18–20** were investigated at 0.25 mol % catalyst loading: the mixture was heated at 50 °C for one hour, then the temperature was increased to 75 °C for an additional five hours (Figure 2). Very low RCM product yield was observed for each catalyst after the first hour at 50 °C. However, when the reaction temperature was raised to 75 °C, the RCM reactions started immediately. With catalyst **14** after 2 hours at 75 °C more than 90 % yield of **22** and almost complete conversion of **21** was observed. The *bis*-carbene catalyst **20** also showed high activity; however, after two hours at 75 °C, when 80 % yield of the product was reached, a plateau indicating catalyst decomposition was observed. In the case of catalyst **18**, 90 % yield was achieved after six hours. Catalyst **19** gave a slightly lower yield of 80 % in the same reaction time frame; however, the reaction was not yet complete, indicating lower activity but good robustness of the catalyst. Finally, it could be concluded that both the monocarbene (**14**, **18**, and **19**) and *bis*-carbene (**20**) complexes show unequivocal latent properties.



Scheme 6. Ring-closing metathesis (RCM) model reaction using catalyst **14**, **18–20**.

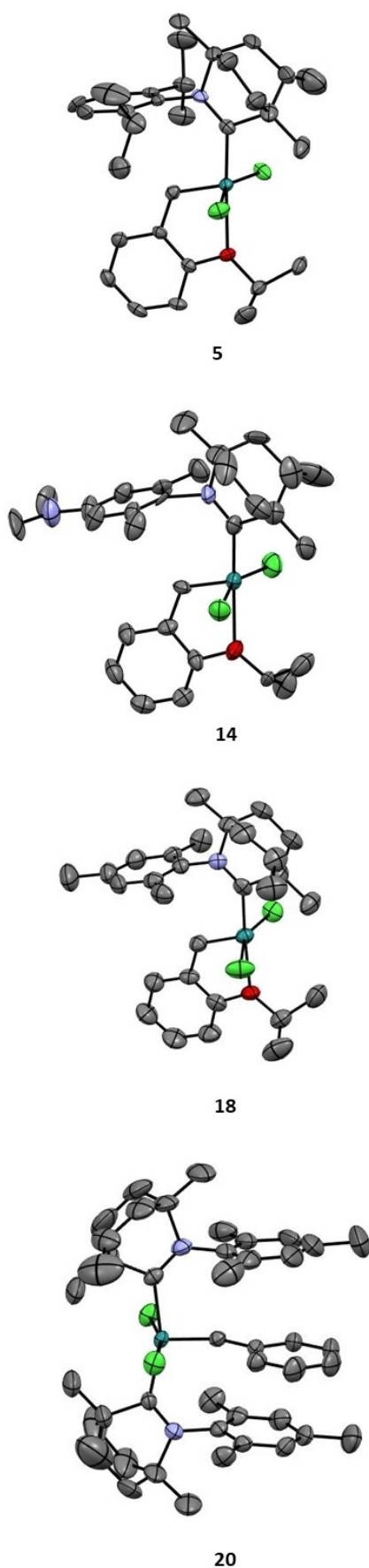


Figure 1. X-ray crystal structures of complexes 5, 14, 18 and 20.^[44]

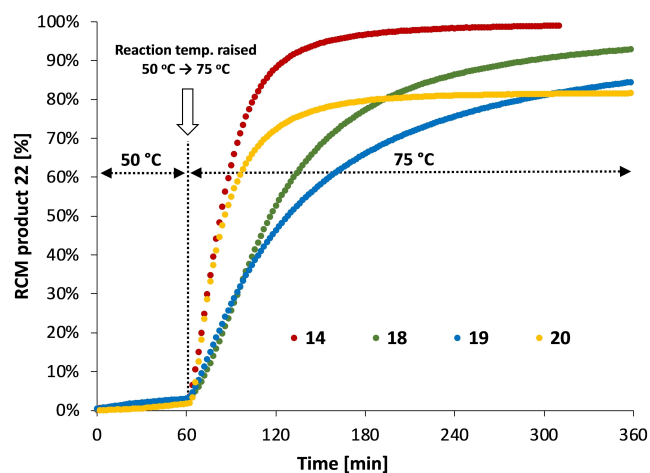
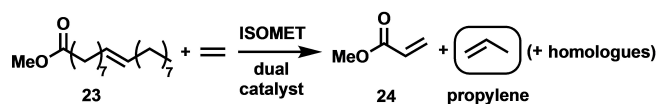


Figure 2. Comparison of the latent activity of BICAAC–Ru complexes. Mono-carbene complexes: **14** (red), **18** (green), **19** (blue), bis-carbene complex: **20** (orange). 50 °C for 60 min, then 75 °C for 300 min; toluene-*d*₈; [**21**] = 0.20 M; catalyst loading: 0.25 mol%.



Scheme 7. ISOMET of methyl oleate (**23**), purity 96.5%; 75 °C; toluene; 24 h; 2 mol% **RuH**; 1 mol% **HG2/1–3/14**; [**23**] = 0.25 M; $p_{\text{Et}(3.0)}$ = 10 bar, ethylene purity 99.9%.

Interestingly, no RCM reaction was observed with catalyst **5**. Even increasing the reaction temperature to 100 °C resulted in a minor RCM product yield of only 3% over a longer reaction time (24 h). Regarding the reaction curves, a correlation can be seen between the steric hindrance of the alkyl groups of the *ortho* position and the catalytic activity of the BICAACRu complexes. RCM reaction in methanol using ionized complex **15** under similar conditions showed catalyst decomposition; no RCM product formation was observed.

ISOMET of methyl oleate (**23**): Due to the latent properties and increased catalytic activity of the BICAAC–Ru complexes at elevated temperatures (75 °C), our attention was focused on their ISOMET reactions. Since the isomerization activity of the catalyst (RuHCl(CO)-(PPh₃)₃) (**RuH**) increases at elevated temperatures (above 50 °C), we were interested in the catalytic performance of the mixed **RuH-14** ISOMET dual catalyst system under ethylene pressure. Pretreated 96.5% pure methyl oleate (**23**) was selected as the model compound for the preliminary investigation of the ISOMET reactions. The ISOMET of **23** was investigated using metathesis (**HG2**, **1–3**, and **14**) and isomerization (**RuH**) catalysts (Scheme 7). It was found that with catalyst **HG2** at 75 °C and 10 bar ethylene pressure in the presence of 1 mol% of metathesis and 2 mol% of isomerization catalysts only a moderate amount of ethenolysis (C10) products formation was produced (Table 1, entry 1). Propylene formation was not detected.

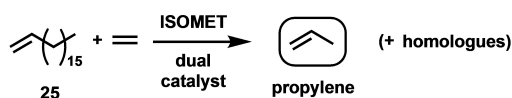
Table 1: ISOMET of methyl oleate (**23**) using catalysts **HG2**, **3**, and **14**.^[a]

Entry ^[b]	Catalyst	MO conv. [%]	TON ^[c]	Moles of propylene produced per mole of 23 ^[d]
1	HG2	71	0	<1
2	1	86	3	<1
3	2	84	97	<1
4	3	85	11	<1
5 ^[d]	14	92	1400	14

[a] Reaction conditions given in Scheme 7. [b] Reactions were reproduced. [c] The yield was calculated based on the propylene content of the gas phase using a gas chromatograph fitted with an FID detector. [d] Flushing the gas atmosphere after 24 h resulted in the formation of further propylene and lower molecular weight homologues (48 h); the experiment was reproduced. [e] Moles of propylene produced per mol of catalysts.

Using CAAC-5 catalysts systems **1–3**, minimal propylene (less than one propylene per **23**) formation was observed. In contrast, with BICAAC–Ru catalyst **14**, almost complete conversion of **23**, high propylene yield, and some homologue formation was observed. It could be concluded that the BICAAC–Ru complex **14** shows not only latent properties but also significantly higher selectivity to propylene even in the presence of ethylene at elevated reaction temperatures in comparison to catalysts **HG2** and **1–3**. Using catalyst **14**, 14 mol of propylene could be produced from 1 mol of **24**, which equals 89 % propylene yield and 1400 TON (Table 1). A reaction carried out at higher (30 bar) ethylene pressure resulted in a lower propylene yield.

ISOMET of 1-octadecene (**25**): Following the investigation of the ISOMET of **23**, our attention turned to the ISOMET of long-chain olefins, the main component of HDPE mild pyrolysis oils.^[46–48] 1-Octadecene (**25**)—as one of the longest linear chain olefins in pyrolysis oil—was selected as model compound. The applied reaction conditions and the results of catalyst screening are given in



Scheme 8. ISOMET of 1-octadecene (**25**). 75 °C; toluene; [**25**] = 1.95 M; p_{Et} = 10 bar; 24 h; [RuH] = 200 ppm; ethylene purity 99.9%.

Table 2: ISOMET of 1-octadecene (**25**) with different catalysts.^[a]

Entry	Catalyst	[Catalyst] in ppm	TON ^[b]
1	–	0	0
2	HG2	10	4700 ^[c]
3	1	10	1700 ^[d]
4	2	10	4800 ^[e]
5	3	10	9300
6	5	10	<40 ^[f]
7	14	10	26000
8	16	10	16000
9	18	10	23000
10	19	10	11000
11	20	10	12000

[a] Reaction conditions are given in Scheme 8. [b] Moles of propylene produced per mol of catalyst. [c] Average of three runs, SDEV: 688.

[d] Ethylene purity 99.995%. [e] Average of three runs, SDEV: 285. [f] Average of two runs.

Table 3: The influence of RuH loading on the ISOMET of 1-octadecene (**25**).^[a]

Entry	Catalyst	[RuH] in ppm	TON ^[b]
1	1	0	1900
2	2	0	2400
3	3	0	600
4	14	0	2200
5	14	20	7600
6	14	200	26 000
7	14	2000	36 000

[a] 75 °C; toluene; [26] = 1.95 M; [Catalyst] = 10 ppm; p_{Et} = 10 bar; 24 h; ethylene purity 99.9%. [b] Mole of propylene produced per mol of catalyst.

propylene formation was also observed for catalysts **1–3** and **14**. This can be explained by the intrinsic decomposition of the metathesis catalysts via β -elimination, leading to Ru–H species inducing double-bond isomerization.^[24–26] The positive effect of increasing RuH loading on propylene yield showed that the “bottleneck” of propylene formation is certainly the rate of isomerization.

The purity of the ethylene gas used strongly influenced the ISOMET activity of the catalysts. In fact, changing the ethylene gas from 99.9% to 99.995% purity almost doubled the propylene yield (Table 4). The catalyst systems still manifested some activity even after 48 hours (Table 5). The highest TON observed was 55 000 after 48 hours. Similar TONs could be achieved at as low as 1 ppm **14** loading. It

Table 4: The influence of ethylene purity on the ISOMET of 1-octadecene (**25**).^[a]

Entry	Catalyst	Ethylene purity [%]	TON ^[b]
1	14	99.9	26 000
2	14	99.95	41 000 ^[c]
3	14	99.995	51 000
4	3	99.995	21 000

[a] 75 °C; toluene; [25] = 1.95 M; [Catalyst] = 10 ppm; [RuH] = 200 ppm; p_{Et} = 10 bar; 24 h. [b] Moles of propylene produced per mol of catalyst. [c] Average of three runs, SDEV: 910.

Table 5: The influence of reaction time on the ISOMET of 1-octadecene (**25**).^[a]

Entry	t [h]	[Catalyst] in ppm	TON ^[b]
1	3	10	30 000
2	6	10	44 000
3	24	10	51 000
4	48	10	55 000
5	24	1	30 000
6	48	1	41 000
7	72	1	47 000
8	96	1	50 000

[a] 75 °C; toluene; [25] = 1.95 M; [RuH] = 200 ppm; p_{Et} = 10 bar; ethylene purity 99.995%. [b] Moles of propylene produced per mol of catalyst **14**.

should be noted, however, that more than half of the propylene formed within three hours at 10 ppm loading, indicating a high average turnover frequency (TOF = 10 000 mol_{propylene} mol_{catalyst}⁻¹ h⁻¹) in this reaction time frame.

A new generation of BICAAC–Ru latent olefin metathesis catalysts has been developed, displaying exceptional ethenolysis activity at elevated reaction temperature. ISOMET reaction of 96.5% pure methyl oleate (**23**) at 75 °C reaction temperature under 10 bar ethylene (99.9% purity) pressure in the presence of 1 mol% of **14** metathesis and 2 mol% of RuH isomerization catalysts resulted in almost quantitative conversion of **23** to propylene (TON = 1400). The ISOMET reactions of 1-octadecene (**25**) indicated that long-chain olefins—which are the main components of HDPE mild pyrolysis oil—can be decomposed selectively to propylene even at as low as 1 ppm BICAAC–Ru (**14**) catalyst loading at 75 °C reaction temperature using high-grade ethylene (99.995%) (TON = 50 000). The highest TON (55 000) was attained at 10 ppm loading of catalyst **14** after 48 h reaction time. The bottleneck of the ISOMET reactions is presumably the rate of the isomerization reaction step.

Acknowledgements

The authors acknowledge the financial support of the project by the Economic Development and Innovation Operative Program of Hungary, GINOP-2.3.2-15-2016-00053: Development of liquid fuels having high hydrogen content in the molecule (contribution to sustainable mobility). The Project is supported by the European Union. Thanks are due to Tibor Nagy (Department of Applied Chemistry, University of Debrecen) for HR-MS measurements. A. Bényei thanks the Hungarian National Research, Development and Innovation Office—NKFIH under the Grant NKFI NN-128368. R. Tuba thanks the Hungarian National Research, Development and Innovation Office—NKFIH under the Grant TKP-108-9/PALY-2021.

Conflict of Interest

The authors declare no conflict of interest.

Data Availability Statement

The data that support the findings of this study are available in the Supporting Information of this article.

Keywords: BICAAC · Hydrocarbon Decomposition · ISOMET · Metathesis · Propylene · Ruthenium

[1] “Catalysis Definition in Chemistry,” can be found under <https://www.thoughtco.com/definition-of-catalyst-604402%0D%0A>, <https://doi.org/10.1021/nn8008245>.

- [2] V. Haensel, *Catalysis: Significance in Industry and Relevance in Chemical Education*, **1982**.
- [3] *Sustainable Catalysis: Energy-Efficient Reactions and Applications* (Eds.: R. Luque, F. L.-Y. Lam), Wiley-VCH, Weinheim, **2018**, <https://doi.org/10.1002/9783527693030>.
- [4] Z. Akdogan, B. Guven, *Environ. Pollut.* **2019**, *254*, 113011.
- [5] Z. Gholami, F. Gholami, *Energies* **2021**, *14*, 8190.
- [6] A. Akah, M. Al-Ghrami, *Appl. Petrochem. Res.* **2015**, *5*, 377–392.
- [7] G. Zuo, Y. Xu, J. Zheng, F. Jiang, X. Liu, *RSC Adv.* **2018**, *8*, 8372–8384.
- [8] V. Hulea, *Catal. Sci. Technol.* **2019**, *9*, 4466–4477.
- [9] D. Zhang, X. Li, S. Liu, X. Zhu, F. Chen, L. Xu, *Chem. Asian J.* **2015**, *10*, 1647–1659.
- [10] K. Gayapan, S. Sripinun, J. Panpranot, P. Praserttham, S. Assabumrungrat, *RSC Adv.* **2018**, *8*, 11693–11704.
- [11] P. O. Adebayo-Ige, S. M. Engelhardt, M. C. Larson, *Mixed Plastics Waste to Ethylene and Propylene Feedstocks, Senior Design Reports (CBE)*, **2020**.
- [12] J. C. Mol, *Green Chem.* **2002**, *4*, 5–13.
- [13] V. M. Marx, A. H. Sullivan, M. Melaimi, S. C. Virgil, B. K. Keitz, D. S. Weinberger, G. Bertrand, R. H. Grubbs, *Angew. Chem. Int. Ed.* **2015**, *54*, 1919–1923; *Angew. Chem.* **2015**, *127*, 1939–1943.
- [14] G. Turczel, E. Kovács, G. Merza, P. Coish, P. T. Anastas, R. Tuba, *ACS Sustainable Chem. Eng.* **2019**, *7*, 33–48.
- [15] E. Kovács, G. Turczel, L. Szabó, R. Varga, I. Tóth, P. T. Anastas, R. Tuba, *ACS Sustainable Chem. Eng.* **2017**, *5*, 11215–11220.
- [16] G. Novodárszki, B. Szabó, R. Auer, K. Tóth, L. Leveles, R. Barthos, G. Turczel, Z. Pászti, J. Valyon, M. R. Mihályi, R. Tuba, *Catal. Sci. Technol.* **2021**, *11*, 6257–6270.
- [17] X. Li, W. Zhang, X. Li, S. Liu, H. Huang, X. Han, L. Xu, X. Bao, *J. Phys. Chem. C* **2009**, *113*, 8228–8233.
- [18] A. Hejl, M. W. Day, R. H. Grubbs, *Organometallics* **2006**, *25*, 6149–6154.
- [19] S. Monsaert, A. L. Vila, R. Drozdak, P. Van Der Voort, F. Verpoort, *Chem. Soc. Rev.* **2009**, *38*, 3360–3372.
- [20] E. Tzur, G. Lemcoff, *Handbook of Metathesis*, 2nd ed., Wiley-VCH, Weinheim, **2015**, pp. 283–312.
- [21] S. Naumann, M. R. Buchmeiser, *Macromol. Rapid Commun.* **2014**, *35*, 682–701.
- [22] R. M. Thomas, B. K. Keitz, T. M. Champagne, R. H. Grubbs, *J. Am. Chem. Soc.* **2011**, *133*, 7490–7496.
- [23] J. Bidange, C. Fischmeister, C. Bruneau, *Chem. Eur. J.* **2016**, *22*, 12226–12244.
- [24] D. L. Nascimento, D. E. Fogg, *J. Am. Chem. Soc.* **2019**, *141*, 19236–19240.
- [25] D. L. Nascimento, M. Foscatto, G. Occhipinti, V. R. Jensen, D. E. Fogg, *J. Am. Chem. Soc.* **2021**, *143*, 11072–11079.
- [26] S. H. Hong, A. G. Wenzel, T. T. Salguero, M. W. Day, R. H. Grubbs, *J. Am. Chem. Soc.* **2007**, *129*, 7961–7968.
- [27] M. N. Hopkinson, C. Richter, M. Schedler, F. Glorius, *Nature* **2014**, *510*, 485–496.
- [28] E. Tomás-Mendivil, M. M. Hansmann, C. M. Weinstein, R. Jazzar, M. Melaimi, G. Bertrand, *J. Am. Chem. Soc.* **2017**, *139*, 7753–7756.
- [29] C. M. Weinstein, G. P. Junor, D. R. Tolentino, R. Jazzar, M. Melaimi, G. Bertrand, *J. Am. Chem. Soc.* **2018**, *140*, 9255–9260.
- [30] J. Morvan, M. Mauduit, G. Bertrand, R. Jazzar, *ACS Catal.* **2021**, *11*, 1714–1748.
- [31] M. Soleilhavoup, G. Bertrand, *Acc. Chem. Res.* **2015**, *48*, 256–266.
- [32] R. Jazzar, M. Soleilhavoup, G. Bertrand, *Chem. Rev.* **2020**, *120*, 4141–4168.
- [33] D. R. Anderson, V. Lavallo, D. J. O’Leary, G. Bertrand, R. H. Grubbs, *Angew. Chem. Int. Ed.* **2007**, *46*, 7262–7265; *Angew. Chem.* **2007**, *119*, 7400–7403.
- [34] R. Gawin, A. Kozakiewicz, P. A. Guńka, P. Dąbrowski, K. Skowerski, *Angew. Chem. Int. Ed.* **2017**, *56*, 981–986; *Angew. Chem.* **2017**, *129*, 1001–1006.
- [35] I. Rozenberg, O. Eivgi, A. Frenklah, D. Butilkov, S. Kozuch, I. Goldberg, N. G. Lemcoff, *ACS Catal.* **2018**, *8*, 8182–8191.
- [36] M. Nagyházi, G. Turczel, Á. Balla, G. Szálás, I. Tóth, G. T. Gál, B. Petra, P. T. Anastas, R. Tuba, *ChemCatChem* **2020**, *12*, 1953–1957.
- [37] A. E. Samkian, Y. Xu, S. C. Virgil, K. Y. Yoon, R. H. Grubbs, *Organometallics* **2020**, *39*, 495–499.
- [38] K. K. Manar, S. Chakraborty, V. K. Porwal, D. Prakash, S. K. Thakur, A. R. Choudhury, S. Singh, *ChemistrySelect* **2020**, *5*, 9900–9907.
- [39] N. M. Rajendran, N. Gautam, P. Sarkar, J. Ahmed, A. Das, S. Das, S. K. Pati, S. K. Mandal, *Chem. Commun.* **2021**, *57*, 5282–5285.
- [40] S. Chakraborty, M. Kaur, M. Adhikari, K. K. Manar, S. Singh, *Inorg. Chem.* **2021**, *60*, 6209–6217.
- [41] M. Nagyházi, B. Almási, Á. Lukács, A. Béneyi, T. Nagy, S. Kéki, *J. Mol. Struct.* **2022**, *1256*, 132483.
- [42] “Ruthenium Complexes, Their Optically Pure Enantiomers and Uses Thereof”: R. Jazzar, G. Bertrand, F. Vermersch, V. Nicolas, M. Mauduit, J. Morvan, WO 2022/008679A1, **2022**.
- [43] M. S. Sanford, J. A. Love, R. H. Grubbs, *J. Am. Chem. Soc.* **2001**, *123*, 6543–6554.
- [44] Deposition Numbers 2128047 (**14**), 2128048 (**18**), 2128049 (**5**) and 2128050 (**20**), as well as 2144205 and 2144206 for the other enantiomer of **18** and the inversion twin crystal of **18** from the racemic conglomerate and 2144599 for **15** contain the supplementary crystallographic data for this paper. These data are provided free of charge by the joint Cambridge Crystallographic Data Centre and Fachinformationszentrum Karlsruhe Access Structures service.
- [45] A. R. Hlil, S. Moncho, R. Tuba, K. Elsaid, G. Szarka, E. N. Brothers, R. H. Grubbs, M. Al-hashimi, H. S. Bazzi, *J. Catal.* **2016**, *344*, 100–107.
- [46] R. Van Grieken, D. P. Serrano, J. Aguado, R. García, C. Rojo, *J. Anal. Appl. Pyrolysis* **2001**, *58–59*, 127–142.
- [47] J. A. Onwudili, N. Insura, P. T. Williams, *J. Anal. Appl. Pyrolysis* **2009**, *86*, 293–303.
- [48] X. Jing, G. Yan, Y. Zhao, H. Wen, Z. Xu, *Polym. Degrad. Stab.* **2014**, *109*, 79–91.

Manuscript received: March 25, 2022
Accepted manuscript online: April 14, 2022
Version of record online: May 19, 2022