

DRAGONFLY ASSEMBLAGES OF A SHALLOW LAKE TYPE RESERVOIR (TISZA-TÓ, HUNGARY) AND ITS SURROUNDINGS

JAKAB, T., MÜLLER, Z., DÉVAI, GY. and TÓTHMÉRÉSZ, B.

*Department of Ecology and Hydrobiology, Debrecen University
Debrecen, P.O. Box 71, H-4010 Hungary
E-mail: jakabt@kossuth-tfured.sulinet.hu*

The dragonfly fauna of the typical water bodies of the Reservoir Tisza-tó was characterised based on a two-year study. We collected 728 imagoes, 384 larvae and 194 exuviae during the study, and there were 101 observations of imagos. We confirmed the presence of 39 species (13 Zygoptera and 26 Anisoptera).

We distinguished 5 types of water bodies inside and around the Reservoir Tisza-tó: leaking canals, a new inundated area of the reservoir, native water bodies inside the reservoir, in- and outflows, and River Tisza inside the reservoir. Both traditional diversity statistics and scalable diversity characterisation suggested that the most species-rich were the native water bodies, with a species-pool of 34 species; there were 30 species in the in- and outflows, while the leaking canals and the reservoir were moderately species-rich with 25 species each. The River Tisza was relatively species-poor compared to the other water bodies (12 species). Cluster analysis of the species composition revealed that the fauna of the River Tisza is clearly separated from the other water bodies. The fauna of the new inundated area, the native water bodies, and the in- and outflows were similar; these water bodies had direct connection to the reservoir. The fauna of the leaking canals was slightly different from them.

Key words: dragonflies (Odonata), lowland reservoir, Tisza, biodiversity, typical water bodies

INTRODUCTION

Dragonflies are key organisms of the food web as predators both as larvae and as imagoes (BENKE 1976). They usually have definite habitat preference and territorial behaviour (CORBET 1999). The taxon has relatively few species which can be identified in the field. They are usually abundant and sensitive indicators of the structural changes of their habitats, and the changes of the water quality caused by biotic and/or abiotic factors (BULÁNKOVÁ 1997, CHWALA & WARINGER 1996, LENZ 1991, MÜLLER *et al.* 2002, SCHMIDT 1985). There are standard techniques to estimate their composition and abundance (DÉVAI 1997a). Therefore, they are especially useful for habitat assessment, producing comparable results even in local, regional or larger scale. All of these features make the dragonflies a very useful group of animals for habitat assessment and biodiversity monitoring, especially in

the case of shallow lakes or the running water of the Great Hungarian Plain (DÉVAI 1997b).

The study period lasted for two years, because we wanted to provide a complete collection of the species of the Reservoir Tisza-tó. Besides the extensive faunistic survey of the Reservoir Tisza-tó we wanted to explore the major differences between the characteristic types of water bodies based on the dragonfly fauna.

There are a few publications about the fauna of this area before the establishment of the Reservoir Tisza-tó (BENEDEK *et al.* 1973, STEINMANN 1959*a, b*, 1962, TÓTH 1974, 1998). KÁTAI and DÉVAI (1978) published data about the dragonfly fauna of the Reservoir Tisza-tó after the establishment.

MATERIALS AND METHODS

Study area

The Reservoir Tisza-tó (or sometimes it is mentioned as Kiskörei-tározó) is the second largest water body in Hungary, which was created in 1973 on the River Tisza. It is located in the Middle-Tisza-Region, between the 404 and 440 river km; its length is 33 km and the average depth is approximately 1.3 m. The total area is 127 km². Its largest width is 6.58 km and the smallest is 0.6 km. The water level varies strongly depending on damming. Only a small part of the reservoir is covered by water during the whole year; it gets dry partly after the water drainage in winter. There are several oxbows close to the main water body of the reservoir; these were caused by the regulation of the River Tisza. A leaking canal system surrounding the reservoir, returns the accumulated groundwater into the lake. Three creeks [Laskó, Rima (Eger-patak) and Nyárad-ér] also carry water into the main reservoir. Three large canals (Nagykunság, Jászság and Tiszafüred canals) provide the irrigation-water supply to the surrounding areas. A considerable part of the area belongs to the nature conservation area of the Hortobágy National Park.

Sampling methods

Samples were collected during 1998 and 1999. Altogether, we spent 52 days field tracking and collecting samples. Imagoes of dragonflies were collected by a steel framed net with the bag made from curtain-textile or soft plastic net-textile. Exuviae were collected individually. Larvae were collected by sweep sampling using a standard hand net usually used in limnology. The following keys were used for identifying the imagoes: ASKEW (1988), BENEDEK (1965), DREYER (1986), and STEINMANN (1984). Exuviae and larvae were identified by the keys of ASKEW (1988), GERKEN and STERNBERG (1999), HEIDEMANN and SEIDENBUSCH (1993). The collected specimens were stored in ethyl-alcohol.

Data were collected from five types of water bodies inside and around of the Reservoir Tisza-tó, altogether from 55 localities. These characteristic water bodies are as follows:

(1) Leaking canals around the Reservoir Tisza-tó: This is a drainage canal system which makes possible to return the collected groundwater to the reservoir by pumping stations. There were 18 sampling locations of this kind.

(2) The new inundated area of the reservoir: Samples were collected along the shore of the basins (at Abádszalók, at Poroszló, at Tiszavalk) of the Reservoir Tisza-tó. There were 19 sampling locations. These locations run dry during the winter.

(3) Native water bodies inside the reservoir: These are topographically well confined water bodies located inside the reservoir, which are recognizable on the field, because they were cut off oxbows or streams within the area of reservoir before the establishment of it. There were 8 sampling locations. These are covered by water during the whole year.

(4) In- and outflows: These are watercourses that flow into the reservoir (the Creek Rima, Laskó, Nyárad-ér) and the two canals that rise from the reservoir (Jászszági-főcsatorna and Nagykun-sági-főcsatorna). Each of the sampling locations was within 2 km of the reservoir. There were 5 sampling locations

(5) The River Tisza: This is a narrow riverside margin of the river. The whole studied bed of the River Tisza was inside the reservoir, although it was connected to the reservoir only in the case of extremely high water level. There were 5 sampling locations.

Data analyses

Scalable diversity characterization was used to display the species richness of the dragonfly fauna of the water bodies. The calculation was based on the relative frequency occurrence data. Rényi's diversity profile was used (TÓTHMÉRÉSZ 1998). As a special case it includes the logarithm of the species number, the Shannon diversity index, the quadratic or Simpson diversity index, and the logarithm of Berger–Parker diversity (TÓTHMÉRÉSZ 1995). Therefore, it is a family of diversity indices. It is proposed to use for diversity comparisons (SOUTHWOOD & HENDERSON 2000). It has a so-called scale parameter. When the value of the scale parameter is low the method is extremely sensitive to the presence of rare species. When the value of the scale parameter increases the diversity is less sensitive to the rare species than earlier. For a large scale parameter value the method is sensitive only to the frequent species. The result of this scale-dependent characterization of diversity can be used in a graphical form to visualize the diversity relations of communities. When we are using a one-parameter family $D(a)$ of diversity indices, then the family may be portrayed graphically by plotting $D(a)$ against the (scale) parameter a . This curve, the graph of the $D(a)$ diversity index family, frequently mentioned as the diversity profile of the community. Basically, a serves as a scale parameter, and members of the $D(a)$ diversity index family have different sensitivity to the rare and frequent species depending on a , which may be regarded as a scale parameter. It is important to stress that the curves of two diversity profiles may intersect. For two communities, the intersection of the diversity profiles means that one of the communities is more diverse for the rare species, while the other one is more diverse for the frequent species.

Rogers–Tanimoto index was used to measure the similarity of the species composition of the dragonfly fauna of the compared water bodies, and the single average method was used during the cluster analysis (LEGENDRE & LEGENDRE 1998).

BioBev program package was used for data management (HORVÁTH *et al.* 1997). Diversity analyses and cluster analysis were performed by the NuCoSA package (TÓTHMÉRÉSZ 1993).

Table 1. Country-wide occurrence categories, and local relative occurrence frequencies of the dragonfly species for the suborder Zygoptera in the studied water bodies. Notations: V – very frequent, IV – frequent, III – less frequent, II – rare, I – sporadic.

Taxon	Country-wide	Local
<i>Ischnura elegans pontica</i> SCHMIDT, 1938	IV	0.211
<i>Coenagrion puella puella</i> (LINNÉ, 1758)	IV	0.130
<i>Erythromma viridulum viridulum</i> CHARPENTIER, 1840	III	0.126
<i>Platycnemis pennipes pennipes</i> (PALLAS, 1771)	IV	0.126
<i>Coenagrion pulchellum interruptum</i> (CHARPENTIER, 1825)	IV	0.114
<i>Lestes sponsa sponsa</i> (HANSEMANN, 1823)	IV	0.114
<i>Agrion splendens splendens</i> (HARRIS, 1782)	IV	0.057
<i>Erythromma najas najas</i> (HANSEMANN, 1823)	III	0.053
<i>Sympecma fusca</i> (VAN DER LINDEN, 1820)	V	0.028
<i>Ischnura pumilio</i> (CHARPENTIER, 1825)	IV	0.016
<i>Lestes barbarus</i> (FABRICIUS, 1798)	IV	0.016
<i>Lestes virens vestalis</i> RAMBUR, 1842	IV	0.004
<i>Chalcolestes viridis viridis</i> (VAN DER LINDEN, 1825)	II	0.004

RESULTS

There were 728 imagoes, 384 larvae and 194 exuviae collected during the study, which correspond to 780 data items (543 imagoes, 154 larvae and 83 exuviae). Additionally there were 101 imago data items resulting from observations. All of these data items were recorded as presence/absence data irrespective of the number of individuals actually collected or observed. Altogether, the total number of data items was 881. As the result of the research we confirmed the presence of 39 species (13 Zygoptera and 26 Anisoptera) altogether. The collected and/or observed dragonfly fauna of the Reservoir Tisza-tó is shown in Table 1 for the Zygoptera and in Table 2 for the Anisoptera, as well as the country-wide occurrence frequency (DÉVAI *et al.* 1994) and the local occurrence frequency.

The most species-rich were the native water bodies, with 34 species; there were 30 species in the in- and outflows, while the leaking canals and the reservoir were moderately species rich with 25 species. The River Tisza was relatively species-poor compared to the other water bodies; 12 species were identified. The total number of collected species for the studied water bodies, separately for the two suborders, are shown in Figure 1.

Scalable diversity characterization, provided by the diversity profiles of the water bodies, is displayed by Figure 2; it is evident that the native water bodies

Table 2. Country-wide occurrence categories, and local relative occurrence frequencies of the dragonfly species for the suborder Anisoptera in the studied water bodies. Notations as in Table 1.

Taxon	Country-wide	Local
<i>Crocothemis servilia servilia</i> (DRURY, 1770)	III	0.103
<i>Sympetrum depressiusculum</i> (SÉLYS-LONGCHAMPS, 1841)	III	0.099
<i>Sympetrum sanguineum sanguineum</i> (MÜLLER, 1764)	IV	0.099
<i>Orthetrum albistylum albistylum</i> (SÉLYS-LONGCHAMPS, 1848)	III	0.088
<i>Sympetrum vulgatum vulgatum</i> (LINNÉ, 1758)	IV	0.088
<i>Orthetrum cancellatum cancellatum</i> (LINNÉ, 1758)	III	0.076
<i>Aeshna mixta</i> LATREILLE, 1805	IV	0.065
<i>Anax imperator imperator</i> LEACH, 1815	III	0.065
<i>Anaciaeschna isosceles isosceles</i> (MÜLLER, 1767)	III	0.053
<i>Sympetrum meridionale</i> (SÉLYS-LONGCHAMPS, 1841)	IV	0.042
<i>Gomphus flavipes flavipes</i> (CHARPENTIER, 1825)	II	0.031
<i>Anax parthenope parthenope</i> (SÉLYS-LONGCHAMPS, 1839)	I	0.027
<i>Aeshna affinis</i> VAN DER LINDEN, 1820	IV	0.023
<i>Brachytron pratense</i> (MÜLLER, 1764)	III	0.023
<i>Cordulia aeneaturfosa aeneaturfosa</i> FÖRSTER, 1902	II	0.023
<i>Sympetrum flaveolum flaveolum</i> (LINNÉ, 1758)	IV	0.019
<i>Sympetrum striolatum striolatum</i> (CHARPENTIER, 1840)	IV	0.015
<i>Leucorrhinia caudalis</i> (CHARPENTIER, 1840)	I	0.011
<i>Libellula quadrimaculata quadrimaculata</i> LINNÉ, 1758	III	0.011
<i>Libellula fulva fulva</i> MÜLLER, 1764	II	0.008
<i>Epithea bimaculata bimaculata</i> (CHARPENTIER, 1825)	I	0.008
<i>Sympetrum pedemontanum pedemontanum</i> (ALLIONI, 1766)	I	0.008
<i>Gomphus vulgatissimus vulgatissimus</i> (LINNÉ, 1758)	III	0.004
<i>Aeshna viridis</i> EVERSMANN, 1836	I	0.004
<i>Orthetrum coerulescens anceps</i> (SCHNEIDER, 1845)	III	0.004
<i>Sympetrum fonscolombii</i> (SÉLYS-LONGCHAMPS, 1840)	II	0.004

were the most diverse; the in- and outflows were the second most diverse. The leaking canals were more diverse than the reservoir, and the River Tisza was the less diverse.

The cluster analysis of the species composition of the dragonfly fauna showed that the species composition of the River Tisza was very different from the others, while the fauna of the other water bodies were similar to one another (Fig. 3). The most similar was the species composition of the native water bodies, and the in- and outflows. The fauna of the reservoir was also similar to them.

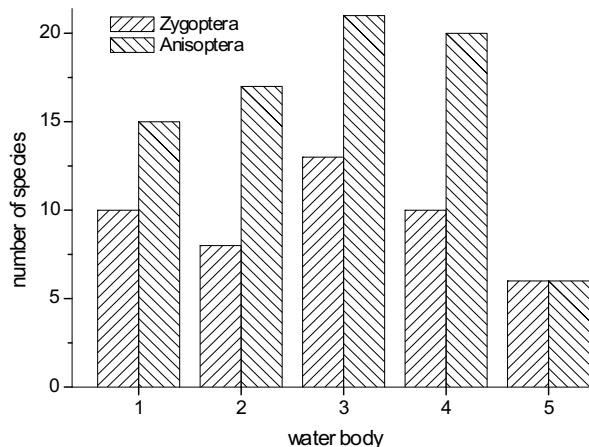


Fig. 1. Species richness of the dragonfly fauna of the water bodies, separately for the two suborders. Notations: 1 = leaking canals, 2 = new inundated area, 3 = native water bodies, 4 = in- and outflows, 5 = River Tisza

DISCUSSION

We identified 39 species: 13 Zygoptera and 26 Anisoptera. This was 60 per cent of the whole Hungarian Odonata fauna. We compared the species richness of the studied water bodies (Fig. 1). Species richness of the Reservoir Tisza-tó was the smallest. Majority of the dragonfly species of the Hungarian fauna preferred standing waters and there were only a few species living in larger streams as were

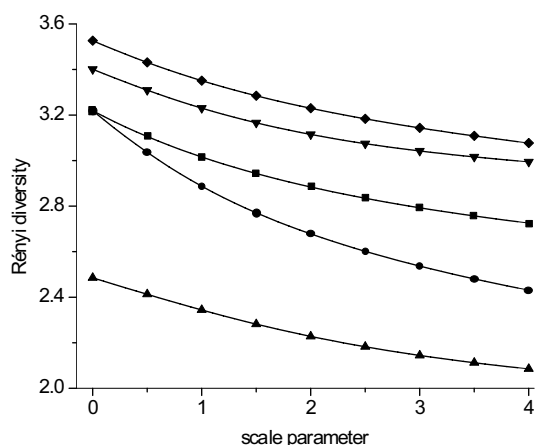


Fig. 2. Diversity profiles of the studied water bodies. Notations: ■ = leaking canals, ● = new inundated area, ◆ = native water bodies, ▼ = in- and outflows, ▲ = River Tisza

reported by DÉVAI and MISKOLCZI (1987). This was also the case for the studied water bodies. Even nowadays, three decades after the establishment, the most species-rich were the native water bodies inside the reservoir.

In- and outflows were very important from the point of view of colonizing of the reservoir. It resulted in large species richness because both the dragonflies of the creeks and standing water habitats were represented. In these water bodies we demonstrated the presence of many species with sporadic, rare and moderately frequent occurrence according to the country-wide occurrence frequency (DÉVAI *et al.* 1994). Among these there was a species, which was found only here [*Orthetrum coeruleescens anceps* (SCHNEIDER, 1845)].

The native water bodies contained water during the whole year, and they were under the control of the nature conservation auspices of Hortobágy National Park. Because they were permanent, the number of species was the highest here. It was remarkable that some nationally sporadic species [*Anax parthenope* (SÉLYS-LONGCHAMPS, 1839); *Aeshna viridis* EVERS-MANN, 1836; *Leucorrhinia caudalis* (CHARPENTIER, 1840) and *Epitheca bimaculata* (CHARPENTIER, 1825)] appeared here. There were two highly protected species of the Bern Convention: *Leucorrhinia caudalis* (CHARPENTIER, 1840) and *Aeshna viridis* EVERS-MANN, 1836. There were four species [*Lestes virens vestalis* RAMBUR, 1842, *Chalcolestes viridis* (VAN DER LINDEN, 1825), *Leucorrhinia caudalis* (CHARPENTIER, 1840) and *Aeshna viridis* EVERS-MANN, 1836] which were found only in these water bodies.

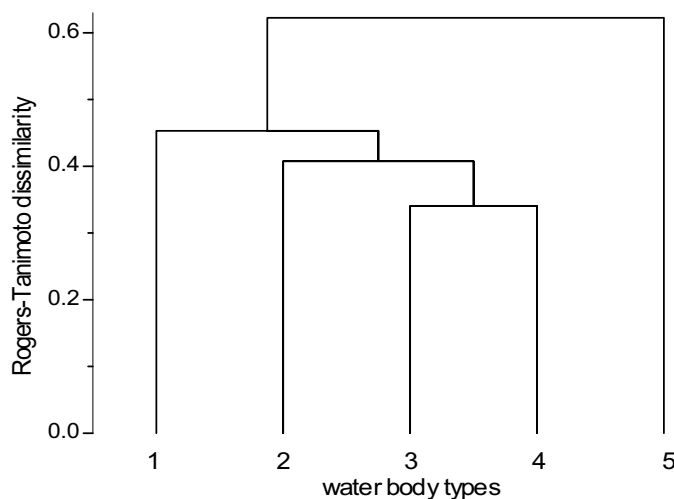


Fig. 3. Hierarchical cluster analysis of the water bodies. Rogers–Tanimoto dissimilarity and single average fusion algorithm were used. Notations: 1 = leaking canals, 2 = new inundated area, 3 = native water bodies, 4 = in- and outflows, 5 = River Tisza

Despite the relatively high number of species of the reservoir at the individual sampling locations numbers were low. This means that the reservoir was not homogeneous. In comparison with the other water bodies the high species richness of the reservoir reflected the effect of some especially rich habitats (e.g. 14 or 18 species). At the same moment only a few species were collected in the basin at Abádszalók (e.g. 1, 3 or 5 species). The composition of the dragonfly fauna of the basin at Abádszalók reflected the negative consequences of a profound human influence. Bathing and other aquatic sports (motor-boat and jet ski) resulted in the impoverishment of the local fauna through destruction of the submerged macro-vegetation and marshy vegetation. Mole stones deposited along the beach also increased the disturbance. The stones also hindered the settlement of marshy vegetation. Under these conditions only a few dragonfly species [*Platycnemis pennipes* (PALLAS, 1771), *Ischnura elegans pontica* SCHMIDT, 1938, *Orthetrum cancellatum* (LINNÉ, 1758), *Orthetrum albistylum* (SÉLYS-LONGCHAMPS, 1848)] can survive; these tolerated the disturbance better than the other species (MÜLLER *et al.* 2003).

The average number of species was also low in the leaking canals. There was a strong human influence in this type of water body. The high fluctuation of the water level and the excavation of the channel had strong influence on the dragonfly fauna, limiting the diversity. There was just one species [*Sympetrum fonscolombii* (SÉLYS-LONGCHAMPS, 1840)] which was detected only in this water body type.

The river Tisza was species-poor. There were three species characteristic to the river: *Gomphus flavipes* (CHARPENTIER, 1825) *Gomphus vulgatissimus* (LINNÉ, 1758); *Agrion splendens* (HARRIS, 1782). There was a generalist species, *Platycnemis pennipes* (PALLAS, 1771), which was also frequent.

Using the scalable diversity characterization (Fig. 2) the following order of the diversity of dragonfly fauna of the studied water bodies has been formed. The River Tisza was the least diverse both for the frequent and the rare species, as was expected in the case of rivers. It is followed by the reservoir; then the leaking canals, followed by the in- and outflows. Finally, the native water body was the most diverse type of the water bodies. The diversity profiles of the dragonfly fauna of the water bodies did not cross each other, which means that the orders according to the diversity were the same for the rare, moderately frequent, and the frequently occurring species. This may be interpreted in the following way: the basic structure of the fauna was similar for the whole set of studied water bodies. Each water body was characterized by a stable or relatively stable, typical dragonfly assemblage. In the case of dramatic changes of the fauna and/or strong degradation, or in the case of unstable faunistic composition the shape of the diversity profiles are usually different and they cross each other. This was not the case for the studied water bodies.

Based on the cluster analysis of the faunistic composition of the studied water bodies the reservoir, the native water bodies, and the in- and outflows were similar (Fig. 3.). These water bodies had direct connection to the reservoir. By the clusteranalysis they constitute essentially a group of closely similar water bodies based on the similarity of their dragonfly fauna. In the case of the leaking canal system there was no direct connection to the reservoir; these were connected to the reservoir by pumping stations. The dragonfly fauna of this water body type was slightly separated from the previous group of water bodies. The River Tisza separated with the highest level from the others by the cluster analysis. It was lower in every species richness measure compared to the other four water body types.

*

Acknowledgement – We thank LAJOS VASS and LAJOS GÁL for the help during the field work. Research was supported by the Hungarian Scientific Research Fund (OTKA Nos F30527, T25888 and T32130), Central Tisza Regional Environmental Protection Inspectorate (KÖTIKÖFE, Szolnok) and the Middle Tisza Water Authority (KÖTIVIZIG, Szolnok). We are indebted to NOÉMI SZÁLLASSY for her help during the final submission of the manuscript.

REFERENCES

- ASKEW, R. R. (1988) *The dragonflies of Europe*. Harley Books, Colchester, 291 pp.
- BENEDEK, P. (1965) Adatok a Tapolca patak és környéke rovarfaunájához III. Odonata II. [Data to insect fauna of the Tapolca Brook and its surroundings III. With a new key to Central European species of the genera *Sympetrum*] *Folia ent. hung.* **18**: 39–75. [in Hungarian]
- BENEDEK, P., DÉVAI, GY. & KOVÁCS, GY. (1973) Újabb adatok Magyarország szitakötő-faunájához. [Further data to dragonfly (Odonata) fauna of Hungary.] *Acta Biol. Debrecina* **10–11**: 91–100. [in Hungarian]
- BENKE, A. C. (1976) Dragonfly production and prey turnover. *Ecology* **57**: 915–927.
- BULÁNKOVÁ, E. (1997) Dragonflies (Odonata) as bioindicators of environment quality. *Biologia, Bratislava* **52**: 177–180.
- CHWALA, E. & WARINGER, J. (1996) Association patterns and habitat selection of dragonflies (Insecta: Odonata) at different types of Danubian backwaters at Vienna, Austria. *Arch. Hydrobiol. Suppl.* **115**: 45–60.
- CORBET, P. S. (1999) *Dragonflies: Behaviour and ecology of Odonata*. Harley Books, Colchester, XXXII + 829 pp.
- DÉVAI, GY. (1997a) Javaslat a szitakötők (Odonata) imágóinak mennyiségi felmérésére. [Proposal for the quantitative surveying of dragonfly adults (Odonata).] *Studia odonatol. hung.* **3**: 21–33. [in Hungarian]
- DÉVAI, GY. (1997b) A szitakötők közösségszintű monitorozása. Pp. 50–53. In FORRÓ, L. (ed.) *Nemzeti Biodiverzitás-monitorozó Rendszer V. Rákok, szitakötők és egyenesszárnyúak*. [Hungarian Biodiversity Monitoring System. Vol. 5. Crustaceans, dragonflies and orthopterans], Hungarian Natural History Museum, Budapest [in Hungarian]

- DÉVAI, GY. & MISKOLCZI, M. (1987) Javaslat egy új környezetminősítő értékelési eljárásra a szitakötők hálótérképek szerinti előfordulási adatai alapján. [Proposal for a new method of environmental quality evaluation on the basis of grid maps of distribution data of dragonflies.] *Acta biol. debrecina* **20**: 33–54. [in Hungarian]
- DÉVAI, GY., MISKOLCZI, M., PÁLOSI, G., DÉVAI, I. & HARANGI, J. (1994) A magyarországi szitakötő-imágók (Insecta: Odonata) 1982-ig közölt előfordulási adatainak bemutatása UTM hálótérképeken. [A UTM grid map survey of the occurrence data of Hungarian dragonfly adults (Insecta: Odonata) published by the year 1982.] *Studia odonatol. hung.* **2**: 1–100. [in Hungarian]
- DREYER, W. (1986) *Die Libellen*. Gerstenberg Verlag, Hildesheim, 219 pp.
- GERKEN, B. & STERNBERG, K. (1999) *Die Exuvien europäischer Libellen (Insecta, Odonata)*. Verlag und Werbeagentur, Höxter, 354 pp.
- HEIDEMANN, H. & SEIDENBUSCH, R. (1993) *Die Libellenlarven Deutschlands und Frankreichs. Handbuch für Exuviensammler*. Erna Bauer, Keltern, 391 pp.
- HORVÁTH, F., DÉVAI, GY., MOSKÁT, CS., PODANI, J., SZILÁGYI, G. & TÓTHMÉRÉSZ, B. (1997) Alkalmazásra javasolt feladat-orientált szoftverek ismertetése. Pp 107–124, 145–151. In HORVÁTH F. et al. (eds): *Nemzeti Biodiverzitás-monitorozó Rendszer I.* [Survey of specific computer packages to evaluate biomonitoring data.] Hungarian Natural History Museum, Budapest. [in Hungarian]
- KÁTAI, J. & DÉVAI, GY. (1978) Adatok a Hortobágy szitakötő (Odonata) faunájához. [Data on the dragonfly fauna of the Hortobágy (Odonata).] *A debreceni Déri Múzeum 1977. évi évkönyve*: 97–109. [in Hungarian]
- LEGENDRE, P. & LEGENDRE, L. (1998) *Numerical ecology*. Elsevier, Amsterdam, 853 pp.
- LENZ, N. (1991) The importance of abiotic and biotic factors for the structure of odonate communities of ponds (Insecta: Odonata). *Faunistisch-Ökologische Mitteilungen Kiel* **6**: 175–189.
- MÜLLER, Z., DÉVAI, GY., MISKOLCZI, M., KISS, B., TÓTH, A., NAGY, S., GRIGORSZKY, I. & JAKAB, T. (2001) Dragonflies as habitat indicators in Hungarian wetlands. Proc. 2nd Intern. Wildlife Manag. Congress, The Wildlife Society, Bethesda, Maryland, USA, pp. 322–326.
- MÜLLER, Z., JAKAB, T., TÓTH, A., DÉVAI, GY., SZÁLLASSY, N., KISS, B., & HORVÁTH, A. (2003) Effect of sports fisherman activities on dragonfly assemblages on a Hungarian river foodplain. *Biodiversity and Conservation* **11**: 167–179.
- SCHMIDT, E. (1985) Habitat inventarization, characterization and bioindication by a “representative spectrum of Odonata species (RSO)”. *Odonatologica* **14**: 127–133.
- SOUTHWOOD, T. R. E. & HENDERSON, P. A. (2000) *Ecological methods*. 3rd ed. Blackwell Sci. Publ., Oxford, 575 pp.
- STEINMANN, H. (1959a) Magyarországi szitakötők repülési idejének vizsgálata. [Study of the flying period of the dragonflies in Hungary] *Folia ent. hung.* **12**: 37–59. [in Hungarian]
- STEINMANN, H. (1959b) Szitakötők magyarországi elterjedésének vizsgálata. [Data on the distribution of the dragonflies in Hungary.] *Folia ent. hung.* **12**: 427–460. [in Hungarian]
- STEINMANN, H. (1962) A magyarországi szitakötők faunisztikai és etológiai adatai. [Faunistical and ethological data of Hungarian dragonflies.] *Folia ent. hung.* **15**: 141–198. [in Hungarian]
- STEINMANN, H. (1984) *Szitakötők – Odonata*. Vol. 5(6). In *Magyarország Állatvilága (Fauna Hungariae)*. Akadémiai Kiadó, Budapest, 111 pp. [in Hungarian]
- TÓTH, S. (1974) Odonata fauna of the area of second series of locks on the Tisza. *Tiscia, Szeged* **9**: 87–89.

- TÓTH, S. (1998) Adatok a Tisza mellékének szitakötő-faunájához (Odonata) az 1987. december 31-ig végzett gyűjtéseim alapján. [Data on the dragonfly (Odonata) fauna from the surrounding area of River Tisza according to my collections by December 31, 1987.] *Studia odonatol. hung.* **4**: 11–44. [in Hungarian]
- TÓTHMÉRÉSZ, B. (1993) NuCoSA 1.0: Number Cruncher for Community Studies and other Ecological Applications. *Abstracta Botanica* **17**: 283–287.
- TÓTHMÉRÉSZ, B. (1995) Comparison of different methods for diversity ordering. *J. Veg. Sci.* **6**: 283–290.
- TÓTHMÉRÉSZ, B. (1998) On the characterization of scale-dependent diversity. *Abstracta Botanica* **22**: 149–156.

Revised version received August 23, 2002, accepted December 16, 2002, published January 15, 2003